

THE MEADOWS OF NAPA VALLEY AND

Screens Summary (Data as of 06-30-2021)

Fund Removed from Approved List

Fund on Watch List

Name	Ticker	Asset Class	Trailing Performance and Risk				Management			Style		Expense			
			1 Yr	3 Yr	5 Yr	10 Yr	Pass/ Fail	Std Dev 3 Yr %	Beta 3 Yr %	Tenure	Pass/ Fail	Style Box	Pass/ Fail	Exp Ratio	Pass/ Fail
US Stock															
Vanguard 500 Index Admiral	VFIAX	Large Blend Index	40.83	18.66	17.62	14.81		18.53	1.00	5.18				0.04	
<i>percentile rank</i>			50	26	25	13									
<i># of funds in category</i>			1,395	1,265	1,107	825									
Fidelity® Contrafund®	FCNTX	Large Growth	38.50	20.79	21.70	16.46		19.04	0.95	30.81				0.86	
<i>percentile rank</i>			68	64	50	41									
<i># of funds in category</i>			1,244	1,143	1,033	765									
American Funds Washington Mutual R6	RWMGX	Large Value	36.43	14.75	14.75	13.25		17.08	0.90	24.01				0.27	
<i>percentile rank</i>			80	81	80	59									
<i># of funds in category</i>			1,395	1,265	1,107	825									
Vanguard Mid Cap Index Admiral	VIMAX	Mid-Cap Blend	46.90	16.49	15.75	13.12		21.61	0.98	23.13				0.05	
<i>percentile rank</i>			67	13	18	10									
<i># of funds in category</i>			389	357	290	202									
Carillon Eagle Small Cap Growth I	HSIIX	Small Growth	48.32	15.15	17.16	12.12		25.67	0.99	25.52				0.78	
<i>percentile rank</i>			70	74	74	82									
<i># of funds in category</i>			614	578	512	388									
Delaware Small Cap Value Instl	DEVIX	Small Value	63.83	8.56	12.15	10.36		27.79	1.02	24.18				0.89	
<i>percentile rank</i>			67	56	48	44									
<i># of funds in category</i>			431	407	381	285									
Non-US Stock															
JPMorgan Emerging Markets Equity R5	JEMOX	Diversified Emerging Mkts	43.51	18.60	—	—		19.88	1.02	15.84				0.89	
<i>percentile rank</i>			38	7	—	—									
<i># of funds in category</i>			791	701	602	308									
Vanguard Developed Markets Index Admiral	VTMGX	Foreign Large Blend Index	35.81	9.14	10.90	6.38		18.56	1.04	8.36				0.07	
<i>percentile rank</i>			31	38	34	23									
<i># of funds in category</i>			760	678	584	390									
American Funds Europacific Growth R6	RERGX	Foreign Large Growth	40.10	13.79	14.50	8.33		18.69	1.01	20.09				0.46	
<i>percentile rank</i>			22	42	34	38									
<i># of funds in category</i>			445	384	323	229									
Alternative															
Vanguard Real Estate Index Admiral	VGSLX	Real Estate	34.37	11.96	7.08	9.73		18.49	0.93	25.15		—		0.12	
<i>percentile rank</i>			64	34	48	29									
<i># of funds in category</i>			247	229	200	144									
Fixed Income															
BlackRock Inflation Protected Bond Instl	BPRIX	Inflation-Protected Bond	7.47	6.62	4.26	3.20		4.18	1.05	4.38		—	—	0.44	
<i>percentile rank</i>			20	17	21	31									
<i># of funds in category</i>			206	202	176	123									

THE MEADOWS OF NAPA VALLEY AND

Screens Summary (Data as of 06-30-2021)

⊖ Fund Removed from Approved List

⚠ Fund on Watch List


Name	Ticker	Asset Class	Trailing Performance and Risk							Management		Style		Expense	
			1 Yr	3 Yr	5 Yr	10 Yr	Pass/ Fail	Std Dev 3 Yr %	Beta 3 Yr %	Tenure	Pass/ Fail	Style Box	Pass/ Fail	Exp Ratio	Pass/ Fail
Baird Aggregate Bond Inst <i>percentile rank</i> <i># of funds in category</i>	BAGIX	Intermediate-Term Bond	0.64 45 439	5.95 17 405	3.59 18 350	4.18 5 266	✔	3.91	1.08	20.76	✔	☒	—	0.30	✔
PIMCO Income I2 <i>percentile rank</i> <i># of funds in category</i>	PONPX	Multisector Bond	9.48 49 347	5.54 50 293	5.70 19 260	6.87 1 137	✔	5.75	0.82	14.26	✔	—	—	1.19	✔
Federated Hermes Govt Ultrashort IS <i>percentile rank</i> <i># of funds in category</i>	FGUSX	Ultrashort Bond	0.33 73 234	1.53 73 204	1.36 74 163	0.82 79 85	⊕	0.51	0.05	23.99	✔	—	—	0.26	✔

Target Date









American Funds 2010 Trgt Date Retire R6 <i>percentile rank</i> <i># of funds in category</i>	RFCTX	Target Date	15.38 39 121	8.74 42 96	7.53 53 77	7.08 3 52	✔	7.19	0.89	9.50	✔	—	⊕	0.30	✔
American Funds 2015 Trgt Date Retire R6 <i>percentile rank</i> <i># of funds in category</i>	RFJTX	Target Date	17.22 48 117	9.38 36 102	8.14 56 76	7.63 3 44	✔	7.94	0.90	9.50	✔	—	⊕	0.30	✔
American Funds 2020 Trgt Date Retire R6 <i>percentile rank</i> <i># of funds in category</i>	RRCTX	Target Date	17.98 62 168	9.80 51 153	8.93 56 114	8.29 3 66	✔	8.38	0.85	9.50	✔	—	✔	0.31	✔
American Funds 2025 Trgt Date Retire R6 <i>percentile rank</i> <i># of funds in category</i>	RFDTX	Target Date	20.71 64 214	11.06 33 196	10.40 34 154	9.42 1 90	✔	9.90	0.89	9.50	✔	—	✔	0.33	✔
American Funds 2030 Trgt Date Retire R6 <i>percentile rank</i> <i># of funds in category</i>	RFETX	Target Date	24.88 62 215	12.16 26 195	11.99 17 155	10.36 1 86	✔	11.71	0.92	9.50	✔	—	✔	0.35	✔
American Funds 2035 Trgt Date Retire R6 <i>percentile rank</i> <i># of funds in category</i>	RFFTX	Target Date	30.39 45 207	13.88 10 193	13.81 6 151	11.22 1 87	✔	14.16	0.96	9.50	✔	—	⊕	0.37	✔
American Funds 2040 Trgt Date Retire R6 <i>percentile rank</i> <i># of funds in category</i>	RFCTX	Target Date	33.68 47 209	14.73 9 195	14.61 6 155	11.64 1 86	✔	15.24	0.93	9.50	✔	—	⊕	0.38	✔
American Funds 2045 Trgt Date Retire R6 <i>percentile rank</i> <i># of funds in category</i>	RFHTX	Target Date	34.54 75 207	15.00 7 193	14.93 2 151	11.79 1 86	✔	15.56	0.90	9.50	✔	—	⊕	0.39	✔
American Funds 2050 Trgt Date Retire R6 <i>percentile rank</i> <i># of funds in category</i>	RFITX	Target Date	35.03 85 209	15.18 7 195	15.11 1 155	11.88 1 79	✔	15.79	0.90	9.50	✔	—	✔	0.39	✔
American Funds 2055 Trgt Date Retire R6 <i>percentile rank</i> <i># of funds in category</i>	RFKTX	Target Date	35.08 85 207	15.19 7 193	15.11 3 148	11.88 1 64	✔	15.79	0.89	9.50	✔	—	✔	0.39	✔
American Funds 2060 Trgt Date Retire R6 <i>percentile rank</i> <i># of funds in category</i>	RFUTX	Target Date	35.10 86 201	15.17 10 177	15.09 2 110	— — —	✔	15.78	1.38	6.27	✔	—	✔	0.40	✔

THE MEADOWS OF NAPA VALLEY AND

Screens Summary (Data as of 06-30-2021)

 Fund Removed from Approved List

 Fund on Watch List

Name	Ticker	Asset Class	Trailing Performance and Risk							Management		Style		Expense		
			1 Yr	3 Yr	5 Yr	10 Yr	Pass/ Fail	Std Dev 3 Yr %	Beta 3 Yr %	Tenure	Pass/ Fail	Style Box	Pass/ Fail	Exp Ratio	Pass/ Fail	
American Funds 2065 Trgt Date Retire R6 <i>percentile rank</i> <i># of funds in category</i>	RFVTX	Target Date	35.19	—	—	—	—	—	—	1.50		—		0.40		
			89	—	—	—										
			74	17	—	—										
Balanced																
BlackRock Global Allocation Instl <i>percentile rank</i> <i># of funds in category</i>	MALOX	World Allocation	28.50	12.63	10.65	7.11		12.07	1.04	4.50				0.83		
			28	4	10	25										
			463	429	375	242										