

SHAFFNER HEANEY ASSOCIATES INC 401K

Screens Summary (Data as of 06-30-2021)

Fund Removed from Approved List

Fund on Watch List

Name	Ticker	Asset Class	Trailing Performance and Risk				Management			Style		Expense				
			1 Yr	3 Yr	5 Yr	10 Yr	Pass/ Fail	Std Dev 3 Yr %	Beta 3 Yr %	Tenure	Pass/ Fail	Style Box	Pass/ Fail	Exp Ratio	Pass/ Fail	
US Stock																
Vanguard 500 Index Admiral	VFIAX	Large Blend Index	40.83	18.66	17.62	14.81		18.53	1.00	5.18				0.04		
<i>percentile rank</i>			50	26	25	13										
<i># of funds in category</i>			1,395	1,265	1,107	825										
Fidelity® Contrafund®	FCNTX	Large Growth	38.50	20.79	21.70	16.46		19.04	0.95	30.81				0.86		
<i>percentile rank</i>			68	64	50	41										
<i># of funds in category</i>			1,244	1,143	1,033	765										
American Funds Washington Mutual R6	RWMGX	Large Value	36.43	14.75	14.75	13.25		17.08	0.90	24.01				0.27		
<i>percentile rank</i>			80	81	80	59										
<i># of funds in category</i>			1,395	1,265	1,107	825										
Vanguard Mid Cap Index Admiral	VIMAX	Mid-Cap Blend	46.90	16.49	15.75	13.12		21.61	0.98	23.13				0.05		
<i>percentile rank</i>			67	13	18	10										
<i># of funds in category</i>			389	357	290	202										
Carillon Eagle Small Cap Growth I	HSIIX	Small Growth	48.32	15.15	17.16	12.12		25.67	0.99	25.52				0.78		
<i>percentile rank</i>			70	74	74	82										
<i># of funds in category</i>			614	578	512	388										
Delaware Small Cap Value Instl	DEVIX	Small Value	63.83	8.56	12.15	10.36		27.79	1.02	24.18				0.89		
<i>percentile rank</i>			67	56	48	44										
<i># of funds in category</i>			431	407	381	285										
Non-US Stock																
JPMorgan Emerging Markets Equity R5	JEMOX	Diversified Emerging Mkts	43.51	18.60	—	—		19.88	1.02	15.84				0.89		
<i>percentile rank</i>			38	7	—	—										
<i># of funds in category</i>			791	701	602	308										
Vanguard Developed Markets Index Admiral	VTMGX	Foreign Large Blend Index	35.81	9.14	10.90	6.38		18.56	1.04	8.36				0.07		
<i>percentile rank</i>			31	38	34	23										
<i># of funds in category</i>			760	678	584	390										
American Funds Europacific Growth R6	RERGX	Foreign Large Growth	40.10	13.79	14.50	8.33		18.69	1.01	20.09				0.46		
<i>percentile rank</i>			22	42	34	38										
<i># of funds in category</i>			445	384	323	229										
Alternative																
Vanguard Real Estate Index Admiral	VGSLX	Real Estate	34.37	11.96	7.08	9.73		18.49	0.93	25.15		—		0.12		
<i>percentile rank</i>			64	34	48	29										
<i># of funds in category</i>			247	229	200	144										
Fixed Income																
BlackRock Inflation Protected Bond Instl	BPRIX	Inflation-Protected Bond	7.47	6.62	4.26	3.20		4.18	1.05	4.38		—	—	0.44		
<i>percentile rank</i>			20	17	21	31										
<i># of funds in category</i>			206	202	176	123										

SHAFFNER HEANEY ASSOCIATES INC 401K

Screens Summary (Data as of 06-30-2021)

⊖ Fund Removed from Approved List
 ! Fund on Watch List


Name	Ticker	Asset Class	Trailing Performance and Risk				Management			Style		Expense			
			1 Yr	3 Yr	5 Yr	10 Yr	Pass/Fail	Std Dev 3 Yr %	Beta 3 Yr %	Tenure	Pass/Fail	Style Box	Pass/Fail	Exp Ratio	Pass/Fail
Baird Aggregate Bond Inst	BAGIX	Intermediate-Term Bond	0.64	5.95	3.59	4.18	✓	3.91	1.08	20.76	✓	☒	—	0.30	✓
<i>percentile rank</i>			45	17	18	5									
<i># of funds in category</i>			439	405	350	266									
PIMCO Income I2	PONPX	Multisector Bond	9.48	5.54	5.70	6.87	✓	5.75	0.82	14.26	✓	—	—	1.19	✓
<i>percentile rank</i>			49	50	19	1									
<i># of funds in category</i>			347	293	260	137									
Federated Hermes Govt Ultrashort IS	FGUSX	Ultrashort Bond	0.33	1.53	1.36	0.82	✖	0.51	0.05	23.99	✓	—	—	0.26	✓
<i>percentile rank</i>			73	73	74	79									
<i># of funds in category</i>			234	204	163	85									

Target Date










Vanguard Target Retirement 2015 Inv	VTXVX	Target Date	13.56	8.44	7.76	6.96	✓	7.26	0.83	8.36	✓	—	✓	0.12	✓
<i>percentile rank</i>			95	79	79	55									
<i># of funds in category</i>			117	102	76	44									
Vanguard Target Retirement 2020 Inv	VTWNX	Target Date	18.94	10.01	9.39	8.02	✓	9.62	0.99	8.36	✓	—	✓	0.13	✓
<i>percentile rank</i>			56	41	34	24									
<i># of funds in category</i>			168	153	114	66									
Vanguard Target Retirement 2025 Inv	VTTVX	Target Date	22.72	11.10	10.56	8.74	✓	11.34	1.03	8.36	✓	—	✓	0.13	✓
<i>percentile rank</i>			41	32	29	16									
<i># of funds in category</i>			214	196	154	90									
Vanguard Target Retirement 2030 Inv	VTHRX	Target Date	26.02	11.87	11.49	9.33	✓	12.69	1.00	8.36	✓	—	✓	0.14	✓
<i>percentile rank</i>			46	36	36	21									
<i># of funds in category</i>			215	195	155	86									
Vanguard Target Retirement 2035 Inv	VTTX	Target Date	29.32	12.60	12.39	9.89	✓	14.04	0.96	8.36	✓	—	✓	0.14	✓
<i>percentile rank</i>			63	41	41	27									
<i># of funds in category</i>			207	193	151	87									
Vanguard Target Retirement 2040 Inv	VFORX	Target Date	32.67	13.31	13.30	10.39	✓	15.39	0.95	8.36	✓	—	✓	0.14	✓
<i>percentile rank</i>			60	41	35	28									
<i># of funds in category</i>			209	195	155	86									
Vanguard Target Retirement 2045 Inv	VTIVX	Target Date	36.13	14.07	13.93	10.70	✓	16.63	0.97	8.36	✓	—	✓	0.15	✓
<i>percentile rank</i>			49	33	30	20									
<i># of funds in category</i>			207	193	151	86									
Vanguard Target Retirement 2050 Inv	VFIFX	Target Date	36.39	14.15	13.97	10.72	✓	16.65	0.95	8.36	✓	—	✓	0.15	✓
<i>percentile rank</i>			72	38	38	20									
<i># of funds in category</i>			209	195	155	79									
Vanguard Target Retirement 2055 Inv	VFFVX	Target Date	36.40	14.13	13.96	10.72	✓	16.64	0.95	8.36	✓	—	✓	0.15	✓
<i>percentile rank</i>			75	43	44	28									
<i># of funds in category</i>			207	193	148	64									
Vanguard Target Retirement 2060 Inv	VTTX	Target Date	36.39	14.13	13.96	—	✓	16.63	1.46	8.36	✓	—	✓	0.15	✓
<i>percentile rank</i>			76	48	57	—									
<i># of funds in category</i>			201	177	110	—									
Vanguard Target Retirement 2065 Inv	VLXVX	Target Date	36.34	14.06	—	—	✓	16.65	1.46	3.97	✓	—	✓	0.15	✓
<i>percentile rank</i>			83	64	—	—									
<i># of funds in category</i>			74	17	—	—									

SHAFFNER HEANEY ASSOCIATES INC 401K

Screens Summary (Data as of 06-30-2021)

 Fund Removed from Approved List

 Fund on Watch List

Name	Ticker	Asset Class	Trailing Performance and Risk							Management		Style		Expense	
			1 Yr	3 Yr	5 Yr	10 Yr	Pass/ Fail	Std Dev 3 Yr %	Beta 3 Yr %	Tenure	Pass/ Fail	Style Box	Pass/ Fail	Exp Ratio	Pass/ Fail
Vanguard Target Retirement Income Inv	VTINX	Target Date	12.02	8.05	6.65	5.81		6.10	0.84	8.36		—		0.12	
<i>percentile rank</i>			<i>56</i>	<i>37</i>	<i>44</i>	<i>21</i>									
<i># of funds in category</i>			<i>159</i>	<i>142</i>	<i>118</i>	<i>79</i>									
Balanced															
BlackRock Global Allocation Instl	MALOX	World Allocation	28.50	12.63	10.65	7.11		12.07	1.04	4.50				0.83	
<i>percentile rank</i>			<i>28</i>	<i>4</i>	<i>10</i>	<i>25</i>									
<i># of funds in category</i>			<i>463</i>	<i>429</i>	<i>375</i>	<i>242</i>									