

# THOMAS AND SOLOMON 401K PLAN AND

## Screens Summary (Data as of 06-30-2021)

⊖ Fund Removed from Approved List

⚠ Fund on Watch List

Name	Ticker	Asset Class	Trailing Performance and Risk				Management			Style		Expense			
			1 Yr	3 Yr	5 Yr	10 Yr	Pass/ Fail	Std Dev 3 Yr %	Beta 3 Yr %	Tenure	Pass/ Fail	Style Box	Pass/ Fail	Exp Ratio	Pass/ Fail
<b>US Stock</b>															
T. Rowe Price Dividend Growth Advisor <i>percentile rank</i> <i># of funds in category</i>	TADGX	Large Blend	35.59 83 1,395	17.49 49 1,265	15.37 71 1,107	13.64 50 825	✔	16.33	0.86	21.26	✔	☒	✔	0.90	✔
American Funds AMCAP R4 <i>percentile rank</i> <i># of funds in category</i>	RAFEX	Large Growth	34.78 90 1,244	16.21 94 1,143	17.24 91 1,033	14.34 77 765	✔	17.93	0.87	15.18	✔	☒	✔	0.69	✔
JPMorgan Equity Income I <i>percentile rank</i> <i># of funds in category</i>	HLIEX	Large Value	40.16 60 1,215	13.63 27 1,146	13.13 30 1,017	12.52 12 744	✔	18.20	0.90	16.92	✔	☒	✔	0.72	✔
BNY Mellon MidCap Index Inv <i>percentile rank</i> <i># of funds in category</i>	PESPX	Mid-Cap Blend	52.55 38 389	12.61 60 357	13.74 51 290	11.87 44 202	✔	23.79	1.06	0.68	✖	☒	✔	0.50	✔
Wells Fargo Small Company Growth Admin <i>percentile rank</i> <i># of funds in category</i>	NVSCX	Small Growth	54.48 44 614	15.40 72 578	18.39 65 512	13.08 71 388	✔	25.95	0.99	26.65	✔	☒	✔	1.19	✔
Delaware Small Cap Value A <i>percentile rank</i> <i># of funds in category</i>	DEV LX	Small Value	63.41 68 431	8.29 60 407	11.87 55 381	10.08 50 285	✔	27.77	1.02	24.18	✔	☒	✔	1.14	✔
<b>Non-US Stock</b>															
Delaware Emerging Markets A <i>percentile rank</i> <i># of funds in category</i>	DEMAX	Diversified Emerging Mkts	43.44 39 791	14.73 21 701	16.30 11 602	6.70 12 308	✔	21.66	1.13	14.77	✔	☒	✔	1.57	✖
BNY Mellon International Stock Index Inv <i>percentile rank</i> <i># of funds in category</i>	DIISX	Foreign Large Blend Index	31.61 69 760	7.79 68 678	9.70 65 584	5.43 65 390	✔	17.54	0.98	0.68	✖	☒	✔	0.60	✔
American Funds Europacific Growth R4 <i>percentile rank</i> <i># of funds in category</i>	REREX	Foreign Large Growth	39.62 24 445	13.39 46 384	14.10 41 323	7.95 48 229	✔	18.70	1.01	20.09	✔	☒	✔	0.81	✔
<b>Alternative</b>															
⚠ T. Rowe Price Global Real Estate Adv <i>percentile rank</i> <i># of funds in category</i>	PAGEX	Global Real Estate	33.55 45 199	8.23 46 196	5.42 76 170	6.53 49 109	✔	17.86	0.89	0.25	✖	☒	✔	1.15	✔
<b>Fixed Income</b>															
PIMCO Real Return A <i>percentile rank</i> <i># of funds in category</i>	PRTNX	Inflation- Protected Bond	7.06 28 206	6.35 35 202	4.14 28 176	3.04 43 123	✔	4.14	1.03	2.47	✖	—	—	0.93	✖

# THOMAS AND SOLOMON 401K PLAN AND

## Screens Summary (Data as of 06-30-2021)

⊖ Fund Removed from Approved List    ⚠ Fund on Watch List

Name	Ticker	Asset Class	Trailing Performance and Risk				Management		Style		Expense				
			1 Yr	3 Yr	5 Yr	10 Yr	Pass/Fail	Std Dev 3 Yr %	Beta 3 Yr %	Tenure	Pass/Fail	Style Box	Pass/Fail	Exp Ratio	Pass/Fail
Baird Aggregate Bond Inv <i>percentile rank</i> <i># of funds in category</i>	BAGSX	Intermediate-Term Bond	0.37 52 439	5.69 28 405	3.31 32 350	3.92 14 266	✔	3.90	1.08	20.76	✔	☒	—	0.55	✔
PIMCO Income A <i>percentile rank</i> <i># of funds in category</i>	PONAX	Multisector Bond	9.15 53 347	5.23 59 293	5.39 30 260	6.56 2 137	✔	5.75	0.82	14.26	✔	—	—	1.49	✘
PIMCO Short-Term A <i>percentile rank</i> <i># of funds in category</i>	PSHAX	Ultrashort Bond	0.99 42 234	1.79 58 204	2.07 15 163	1.55 22 85	✔	2.37	0.12	10.50	✔	—	—	0.80	✘









Target Date															
American Funds 2010 Trgt Date Retire R4 <i>percentile rank</i> <i># of funds in category</i>	RDATX	Target Date	14.99 48 121	8.33 68 96	7.13 70 77	6.71 24 52	✔	7.14	0.89	9.50	✔	—	✘	0.65	✔
American Funds 2015 Trgt Date Retire R4 <i>percentile rank</i> <i># of funds in category</i>	RDBTX	Target Date	16.84 54 117	9.00 59 102	7.77 74 76	7.26 26 44	✔	7.94	0.90	9.50	✔	—	✘	0.65	✔
American Funds 2020 Trgt Date Retire R4 <i>percentile rank</i> <i># of funds in category</i>	RDCTX	Target Date	17.58 66 168	9.43 58 153	8.55 69 114	7.91 30 66	✔	8.41	0.86	9.50	✔	—	✔	0.66	✔
American Funds 2025 Trgt Date Retire R4 <i>percentile rank</i> <i># of funds in category</i>	RDDTX	Target Date	20.37 69 214	10.70 44 196	10.02 49 154	9.05 7 90	✔	9.88	0.89	9.50	✔	—	✔	0.68	✔
American Funds 2030 Trgt Date Retire R4 <i>percentile rank</i> <i># of funds in category</i>	RDETX	Target Date	24.42 68 215	11.76 42 195	11.60 26 155	9.97 3 86	✔	11.74	0.92	9.50	✔	—	✔	0.70	✔
American Funds 2035 Trgt Date Retire R4 <i>percentile rank</i> <i># of funds in category</i>	RDFTX	Target Date	29.98 49 207	13.48 19 193	13.42 12 151	10.84 2 87	✔	14.17	0.96	9.50	✔	—	✘	0.72	✔
American Funds 2040 Trgt Date Retire R4 <i>percentile rank</i> <i># of funds in category</i>	RDGTX	Target Date	33.17 50 209	14.33 16 195	14.22 9 155	11.25 2 86	✔	15.23	0.93	9.50	✔	—	✘	0.73	✔
American Funds 2045 Trgt Date Retire R4 <i>percentile rank</i> <i># of funds in category</i>	RDHTX	Target Date	34.05 81 207	14.58 19 193	14.51 10 151	11.40 3 86	✔	15.53	0.90	9.50	✔	—	✘	0.74	✔
American Funds 2050 Trgt Date Retire R4 <i>percentile rank</i> <i># of funds in category</i>	RDITX	Target Date	34.55 87 209	14.77 19 195	14.71 10 155	11.49 2 79	✔	15.78	0.90	9.50	✔	—	✔	0.74	✔
American Funds 2055 Trgt Date Retire R4 <i>percentile rank</i> <i># of funds in category</i>	RDJTX	Target Date	34.61 88 207	14.78 23 193	14.71 16 148	11.48 3 64	✔	15.79	0.89	9.50	✔	—	✔	0.74	✔
American Funds 2060 Trgt Date Retire R4 <i>percentile rank</i> <i># of funds in category</i>	RDKTX	Target Date	34.62 89 201	14.78 25 177	14.69 22 110	— — —	✔	15.78	1.38	6.27	✔	—	✔	0.75	✔

# THOMAS AND SOLOMON 401K PLAN AND

## Screens Summary (Data as of 06-30-2021)

 Fund Removed from Approved List

 Fund on Watch List

Name	Ticker	Asset Class	Trailing Performance and Risk							Management		Style		Expense		
			1 Yr	3 Yr	5 Yr	10 Yr	Pass/ Fail	Std Dev 3 Yr %	Beta 3 Yr %	Tenure	Pass/ Fail	Style Box	Pass/ Fail	Exp Ratio	Pass/ Fail	
American Funds 2065 Trgt Date Retire R4 <i>percentile rank</i> <i># of funds in category</i>	RDLTX	Target Date	34.67	—	—	—	—	—	—	1.50		—		0.76		
			98	—	—	—										
			74	17	—	—										
<b>Balanced</b>																
American Funds Capital Income Bldr R4 <i>percentile rank</i> <i># of funds in category</i>	RIREX	World Allocation	22.59	8.42	7.07	6.90		11.60	0.96	29.52				0.62		
			70	47	70	33										
			463	429	375	242										