

WCHCD 457B PLAN**Screens Summary (Data as of 06-30-2021)**

Fund Removed from Approved List

Fund on Watch List











Name	Ticker	Asset Class	Trailing Performance and Risk				Management			Style		Expense				
			1 Yr	3 Yr	5 Yr	10 Yr	Pass/ Fail	Std Dev 3 Yr %	Beta 3 Yr %	Tenure	Pass/ Fail	Style Box	Pass/ Fail	Exp Ratio	Pass/ Fail	
US Stock																
Vanguard 500 Index Admiral	VFIAX	Large Blend Index	40.83	18.66	17.62	14.81		18.53	1.00	5.18				0.04		
<i>percentile rank</i>			50	26	25	13										
<i># of funds in category</i>			1,395	1,265	1,107	825										
Vanguard Growth Index Admiral	VIGAX	Large Growth	42.77	25.30	23.05	17.46		19.96	1.01	26.52				0.05		
<i>percentile rank</i>			34	22	36	25										
<i># of funds in category</i>			1,244	1,143	1,033	765										
Vanguard Value Index Adm	VVIAX	Large Value	41.29	12.85	13.03	12.27		19.02	0.94	26.52				0.05		
<i>percentile rank</i>			56	37	32	16										
<i># of funds in category</i>			1,215	1,146	1,017	744										
Vanguard Mid Cap Index Admiral	VIMAX	Mid-Cap Blend	46.90	16.49	15.75	13.12		21.61	0.98	23.13				0.05		
<i>percentile rank</i>			67	13	18	10										
<i># of funds in category</i>			389	357	290	202										
Vanguard Small Cap Growth Index Admiral	VSGAX	Small Growth	45.76	18.82	19.38	—		24.22	0.93	16.51				0.07		
<i>percentile rank</i>			79	48	56	—										
<i># of funds in category</i>			614	578	512	388										
Vanguard Small Cap Value Index Admiral	VSIX	Small Value	65.67	10.85	12.80	—		26.15	0.96	5.18				0.07		
<i>percentile rank</i>			62	27	37	—										
<i># of funds in category</i>			431	407	381	285										
Non-US Stock																
JPMorgan Emerging Markets Equity R6	JEMWX	Diversified Emerging Mkts	43.65	18.73	17.96	—		19.88	1.02	15.84				0.79		
<i>percentile rank</i>			37	7	4	—										
<i># of funds in category</i>			791	701	602	308										
Vanguard Developed Markets Index Admiral	VTMGX	Foreign Large Blend Index	35.81	9.14	10.90	6.38		18.56	1.04	8.36				0.07		
<i>percentile rank</i>			31	38	34	23										
<i># of funds in category</i>			760	678	584	390										
American Funds Europacific Growth R6	RERGX	Foreign Large Growth	40.10	13.79	14.50	8.33		18.69	1.01	20.09				0.46		
<i>percentile rank</i>			22	42	34	38										
<i># of funds in category</i>			445	384	323	229										
Alternative																
Vanguard Real Estate Index Admiral	VGSLX	Real Estate	34.37	11.96	7.08	9.73		18.49	0.93	25.15		—		0.12		
<i>percentile rank</i>			64	34	48	29										
<i># of funds in category</i>			247	229	200	144										
Fixed Income																
BlackRock Inflation Protected Bond K	BPLBX	Inflation-Protected Bond	7.58	6.66	4.33	3.28		4.18	1.05	4.38		—	—	0.39		
<i>percentile rank</i>			19	16	20	23										
<i># of funds in category</i>			206	202	176	123										

WCHCD 457B PLAN

Screens Summary (Data as of 06-30-2021)

 Fund Removed from Approved List

 Fund on Watch List

Name	Ticker	Asset Class	Trailing Performance and Risk				Management			Style		Expense			
			1 Yr	3 Yr	5 Yr	10 Yr	Pass/ Fail	Std Dev 3 Yr %	Beta 3 Yr %	Tenure	Pass/ Fail	Style Box	Pass/ Fail	Exp Ratio	Pass/ Fail
Vanguard Interm-Term Bond Index Adm	VBILX	Intermediate-Term Bond	-0.18	6.62	3.43	4.23		4.18	1.18	13.19			—	0.07	
<i>percentile rank</i>			<i>72</i>	<i>2</i>	<i>25</i>	<i>4</i>									
<i># of funds in category</i>			<i>439</i>	<i>405</i>	<i>350</i>	<i>266</i>									
PIMCO Income Instl	PIMIX	Multisector Bond	9.59	5.65	5.80	6.97		5.75	0.82	14.26		—	—	1.09	
<i>percentile rank</i>			<i>47</i>	<i>48</i>	<i>15</i>	<i>1</i>									
<i># of funds in category</i>			<i>347</i>	<i>293</i>	<i>260</i>	<i>137</i>									
Federated Hermes Govt Ultrashort IS	FGUSX	Ultrashort Bond	0.33	1.53	1.36	0.82		0.51	0.05	23.99		—	—	0.26	
<i>percentile rank</i>			<i>73</i>	<i>73</i>	<i>74</i>	<i>79</i>									
<i># of funds in category</i>			<i>234</i>	<i>204</i>	<i>163</i>	<i>85</i>									