

# CONNECTICUT ECONOMIC RESOURCE

## Screens Summary (Data as of 06-30-2022)

🚫 Fund Removed from Approved List    ⚠️ Fund on Watch List

Name	Ticker	Asset Class	Trailing Performance and Risk				Management			Style		Expense		ESG Metrics				
			1 Yr	3 Yr	5 Yr	10 Yr	Pass/ Fail	Std Dev 3 Yr %	Beta 3 Yr %	Tenure	Pass/ Fail	Style Box	Pass/ Fail	Exp Ratio	Pass/ Fail	Sustain. Rating <i>Updated</i>	Commit. Level <i>Updated</i>	Carbon Risk <i>Updated</i>
<b>US Stock</b>																		
JPMorgan US Equity R6	JUEMX	Large Blend	-9.56	13.25	12.64	13.97	✓	19.02	1.01	7.87	✓	🗄️	✖️	0.44	✓	3	2-Basic	Low Risk
<i>percentile rank</i>			28	2	3	1												
<i># of funds in category</i>			1,369	1,236	1,119	819									05-31-2022	03-11-2022	03-31-2022	
Fidelity® Contrafund®	FCNTX	Large Growth	-21.97	8.41	11.26	12.94	✓	20.15	0.95	31.81	✓	🗄️	✓	0.81	✓	2	1-Low	Low Risk
<i>percentile rank</i>			51	54	49	42												
<i># of funds in category</i>			1,252	1,142	1,060	793									05-31-2022	02-15-2022	03-31-2022	
American Funds Washington Mutual R6	RWMGX	Large Value	-2.80	9.95	10.87	12.23	✓	17.42	0.91	25.01	✓	🗄️	✖️	0.26	✓	2	1-Low	Low Risk
<i>percentile rank</i>			4	42	34	45												
<i># of funds in category</i>			1,369	1,236	1,119	819									05-31-2022	02-15-2022	03-31-2022	
Vanguard Mid Cap Index Admiral	VIMAX	Mid-Cap Blend	-16.00	7.19	8.28	11.48	✓	21.25	0.98	24.13	✓	🗄️	✓	0.05	✓	4	1-Low	Medium Risk
<i>percentile rank</i>			69	40	24	14												
<i># of funds in category</i>			408	368	326	218									05-31-2022	02-15-2022	03-31-2022	
Allspring Small Company Growth Inst	WSCGX	Small Growth	-22.70	5.87	8.46	11.20	✓	24.03	0.94	27.65	✓	🗄️	✓	0.94	✓	4	—	Low Risk
<i>percentile rank</i>			21	34	44	29												
<i># of funds in category</i>			623	585	539	404									05-31-2022	—	03-31-2022	
Vanguard Small Cap Value Index Admiral	VSIAX	Small Value	-12.07	6.76	6.15	10.49	✓	24.54	0.95	6.18	✓	🗄️	✓	0.07	✓	4	1-Low	Medium Risk
<i>percentile rank</i>			55	55	29	17												
<i># of funds in category</i>			466	439	412	315									05-31-2022	02-15-2022	03-31-2022	
<b>Non-US Stock</b>																		
American Funds New World R6	RNWXG	Diversified Emerging Mkts	-27.15	2.89	5.15	6.03	✓	18.74	0.95	23.05	✓	🗄️	✓	0.57	✓	3	1-Low	Medium Risk
<i>percentile rank</i>			58	16	5	4												
<i># of funds in category</i>			821	736	637	366									05-31-2022	02-15-2022	03-31-2022	
American Funds Intl Gr and Inc R6	RIGGX	Foreign Large Blend	-18.96	2.08	3.08	5.29	✓	19.25	1.08	13.75	✓	🗄️	✓	0.54	✓	2	1-Low	Low Risk
<i>percentile rank</i>			54	32	20	41												
<i># of funds in category</i>			757	704	612	418									05-31-2022	02-15-2022	03-31-2022	
Vanguard Developed Markets Index Admiral	VTMGX	Foreign Large Blend Index	-18.15	2.10	2.68	5.84	✓	18.67	1.05	9.36	✓	🗄️	✓	0.07	✓	2	1-Low	Low Risk
<i>percentile rank</i>			46	32	35	20												
<i># of funds in category</i>			757	704	612	418									05-31-2022	02-15-2022	03-31-2022	
<b>Alternative</b>																		
American Century Real Estate I	REAI	Real Estate	-5.01	5.00	6.32	7.44	✓	20.17	0.94	13.62	✓	—	✓	0.94	✓	3	—	Medium Risk
<i>percentile rank</i>			13	45	33	34												
<i># of funds in category</i>			252	232	206	147									05-31-2022	—	03-31-2022	
<b>Fixed Income</b>																		
PIMCO Real Return I2	PRLPX	Inflation-Protected Bond	-5.94	3.03	3.08	1.59	✓	5.18	1.02	3.47	✓	—	—	0.57	✓	3	—	—
<i>percentile rank</i>			76	41	37	36												
<i># of funds in category</i>			208	199	186	126									04-30-2022	—	—	

# CONNECTICUT ECONOMIC RESOURCE

## Screens Summary (Data as of 06-30-2022)

⊖ Fund Removed from Approved List    ⚠ Fund on Watch List

Name	Ticker	Asset Class	Trailing Performance and Risk							Management Style			Expense		ESG Metrics			
			1 Yr	3 Yr	5 Yr	10 Yr	Pass/ Fail	Std Dev 3 Yr %	Beta 3 Yr %	Tenure	Pass/ Fail	Style Box	Pass/ Fail	Exp Ratio	Pass/ Fail	Sustain. Rating	Commit. Level	Carbon Risk
			Updated	Updated	Updated													
Metropolitan West Total Return Bd I <i>percentile rank</i> <i># of funds in category</i>	MWTIX	Intermediate-Term Bond	-11.63 65 608	-0.80 50 567	1.05 37 505	2.26 25 362	✔	4.94	1.07	25.27	✔	—	—	0.45	✔	3	—	—
PIMCO Income I2 <i>percentile rank</i> <i># of funds in category</i>	PONPX	Multisector Bond	-8.57 31 342	0.23 33 285	1.93 27 253	4.97 1 146	✔	6.55	0.85	15.26	✔	—	—	0.72	✔	—	—	—
Federated Hermes Govt Ultrashort IS <i>percentile rank</i> <i># of funds in category</i>	FGUSX	Ultrashort Bond	-0.46 21 237	0.67 37 216	1.10 60 177	0.71 70 97	✖	0.55	0.06	24.99	✔	—	—	0.26	✔	—	—	—




### Target Date

American Funds 2010 Trgt Date Retire R6 <i>percentile rank</i> <i># of funds in category</i>	RFTTX	Target Date	-6.61 1 130	4.06 1 116	4.62 1 86	5.89 1 54	✔	7.77	0.87	10.50	✔	—	✔	0.28	✔	2	—	—
American Funds 2015 Trgt Date Retire R6 <i>percentile rank</i> <i># of funds in category</i>	RFJTX	Target Date	-7.62 1 128	4.26 1 117	4.89 1 94	6.44 1 46	✔	8.58	0.87	10.50	✔	—	✖	0.29	✔	2	—	—
American Funds 2020 Trgt Date Retire R6 <i>percentile rank</i> <i># of funds in category</i>	RRCTX	Target Date	-8.42 4 170	4.41 1 159	5.20 2 134	7.10 1 65	✔	9.02	0.84	10.50	✔	—	✔	0.30	✔	2	—	—
American Funds 2025 Trgt Date Retire R6 <i>percentile rank</i> <i># of funds in category</i>	RFDTX	Target Date	-9.98 9 229	5.06 1 203	5.91 1 176	8.17 1 90	✔	10.38	0.87	10.50	✔	—	✔	0.31	✔	3	—	Low Risk
American Funds 2030 Trgt Date Retire R6 <i>percentile rank</i> <i># of funds in category</i>	RFETX	Target Date	-11.66 12 230	5.46 1 202	6.52 1 175	8.95 1 95	✔	12.15	0.91	10.50	✔	—	✔	0.33	✔	3	—	Low Risk
American Funds 2035 Trgt Date Retire R6 <i>percentile rank</i> <i># of funds in category</i>	RFFTX	Target Date	-13.60 16 222	6.33 1 200	7.39 1 173	9.60 1 87	✔	14.51	0.97	10.50	✔	—	✔	0.35	✔	3	—	Low Risk
American Funds 2040 Trgt Date Retire R6 <i>percentile rank</i> <i># of funds in category</i>	RFGTX	Target Date	-15.23 47 224	6.48 1 202	7.60 1 175	9.81 1 95	✔	15.81	0.96	10.50	✔	—	✔	0.36	✔	3	—	Low Risk
American Funds 2045 Trgt Date Retire R6 <i>percentile rank</i> <i># of funds in category</i>	RFHTX	Target Date	-15.92 54 222	6.43 7 200	7.64 1 173	9.88 1 86	✔	16.20	0.93	10.50	✔	—	✔	0.37	✔	3	—	Low Risk
American Funds 2050 Trgt Date Retire R6 <i>percentile rank</i> <i># of funds in category</i>	RFITX	Target Date	-16.74 61 224	6.25 13 202	7.59 1 175	9.85 1 91	✔	16.51	0.93	10.50	✔	—	✖	0.37	✔	3	—	Low Risk
American Funds 2055 Trgt Date Retire R6 <i>percentile rank</i> <i># of funds in category</i>	RFKTX	Target Date	-17.43 71 222	5.99 25 200	7.41 5 171	9.76 1 70	✔	16.60	0.93	10.50	✔	—	✖	0.38	✔	3	—	Low Risk
American Funds 2060 Trgt Date Retire R6 <i>percentile rank</i> <i># of funds in category</i>	RFUTX	Target Date	-17.60 78 222	5.89 35 192	7.35 6 153	— — 1	✔	16.59	1.38	7.27	✔	—	✖	0.38	✔	3	—	Low Risk





# CONNECTICUT ECONOMIC RESOURCE

## Screens Summary (Data as of 06-30-2022)

 Fund Removed from Approved List  Fund on Watch List

Name	Ticker	Asset Class	Trailing Performance and Risk							Management Style			Expense		ESG Metrics			
			1 Yr	3 Yr	5 Yr	10 Yr	Pass/ Fail	Std Dev 3 Yr %	Beta 3 Yr %	Tenure	Pass/ Fail	Style Box	Pass/ Fail	Exp Ratio	Pass/ Fail	Sustain. Rating	Commit. Level	Carbon Risk
American Funds 2065 Trgt Date Retire R6	RFVTX	Target Date	-17.66	-	-	-	—	-	-	2.50		—		0.38		3	-	Low Risk
<i>percentile rank</i>			<i>80</i>	-	-	-												
<i># of funds in category</i>			<i>151</i>	<i>37</i>	-	-										05-31-2022	-	03-31-2022

### Balanced

American Funds American Balanced R6	RLBGX	Moderate Allocation	-8.19	6.38	7.19	9.06		11.38	0.95	23.51		—		0.25		3	1-Low	Low Risk
<i>percentile rank</i>			<i>20</i>	<i>19</i>	<i>14</i>	<i>5</i>												
<i># of funds in category</i>			<i>756</i>	<i>710</i>	<i>646</i>	<i>481</i>										05-31-2022	02-15-2022	03-31-2022