

## CPI TECHNOLOGIES 401K PROFIT

## Screens Summary (Data as of 06-30-2022)












⊖ Fund Removed from Approved List
! Fund on Watch List

Name	Ticker	Asset Class	Trailing Performance and Risk				Management			Style		Expense		ESG Metrics				
			1 Yr	3 Yr	5 Yr	10 Yr	Pass/ Fail	Std Dev 3 Yr %	Beta 3 Yr %	Tenure	Pass/ Fail	Style Box	Pass/ Fail	Exp Ratio	Pass/ Fail	Sustain. Rating <i>Updated</i>	Commit. Level <i>Updated</i>	Carbon Risk <i>Updated</i>
<b>US Stock</b>																		
Vanguard 500 Index Admiral	VFIAX	Large Blend Index	-10.66	10.56	11.27	12.92	✓	18.64	1.00	6.18	✓	☐	✓	0.04	✓	3	1-Low	Low Risk
<i>percentile rank</i>			38	22	20	12												
<i># of funds in category</i>			1,369	1,236	1,119	819									05-31-2022	02-15-2022	03-31-2022	
MFS Growth R6	MFEKX	Large Growth	-22.60	8.17	12.79	14.20	✓	19.71	0.92	20.26	✓	☐	✓	0.49	✓	4	2-Basic	Low Risk
<i>percentile rank</i>			54	56	24	14												
<i># of funds in category</i>			1,252	1,142	1,060	793									05-31-2022	02-15-2022	03-31-2022	
<span style="color: orange;">!</span> Invesco Diversified Dividend R6	LCEFX	Large Value	-2.67	6.38	6.22	-	✓	16.89	0.84	6.35	✓	☐	✓	0.43	✓	2	-	Medium Risk
<i>percentile rank</i>			32	82	84	-												
<i># of funds in category</i>			1,222	1,150	1,082	783									05-31-2022	-	03-31-2022	
Vanguard Mid Cap Index Admiral	VIMAX	Mid-Cap Blend	-16.00	7.19	8.28	11.48	✓	21.25	0.98	24.13	✓	☐	✓	0.05	✓	4	1-Low	Medium Risk
<i>percentile rank</i>			69	40	24	14												
<i># of funds in category</i>			408	368	326	218									05-31-2022	02-15-2022	03-31-2022	
PGIM Jennison Small Company R6	PJSQX	Small Growth	-16.57	10.79	9.40	11.39	✓	26.68	1.00	8.59	✓	☐	✖	0.69	✓	3	-	Medium Risk
<i>percentile rank</i>			8	7	28	26												
<i># of funds in category</i>			623	585	539	404									05-31-2022	-	03-31-2022	
DFA US Small Cap Value I	DFS VX	Small Value	-7.21	10.07	6.46	10.15	✓	27.40	1.06	10.34	✓	☐	✓	0.30	✓	2	-	Medium Risk
<i>percentile rank</i>			11	18	25	24												
<i># of funds in category</i>			466	439	412	315									05-31-2022	-	03-31-2022	
<b>Non-US Stock</b>																		
American Funds New World R6	RNWXG	Diversified Emerging Mkts	-27.15	2.89	5.15	6.03	✓	18.74	0.95	23.05	✓	☐	✓	0.57	✓	3	1-Low	Medium Risk
<i>percentile rank</i>			58	16	5	4												
<i># of funds in category</i>			821	736	637	366									05-31-2022	02-15-2022	03-31-2022	
American Funds Intl Gr and Inc R6	RIGGX	Foreign Large Blend	-18.96	2.08	3.08	5.29	✓	19.25	1.08	13.75	✓	☐	✓	0.54	✓	2	1-Low	Low Risk
<i>percentile rank</i>			54	32	20	41												
<i># of funds in category</i>			757	704	612	418									05-31-2022	02-15-2022	03-31-2022	
Vanguard Developed Markets Index Admiral	VTMGX	Foreign Large Blend Index	-18.15	2.10	2.68	5.84	✓	18.67	1.05	9.36	✓	☐	✓	0.07	✓	2	1-Low	Low Risk
<i>percentile rank</i>			46	32	35	20												
<i># of funds in category</i>			757	704	612	418									05-31-2022	02-15-2022	03-31-2022	
<b>Alternative</b>																		
Vanguard Real Estate Index Admiral	VGS LX	Real Estate	-8.05	4.77	5.71	7.48	✓	20.14	0.95	26.15	✓	—	✓	0.12	✓	3	1-Low	Medium Risk
<i>percentile rank</i>			73	49	52	33												
<i># of funds in category</i>			252	232	206	147									05-31-2022	02-15-2022	03-31-2022	
<b>Fixed Income</b>																		
Vanguard Inflation-Protected Secs Adm	VAIPX	Inflation-Protected Bond	-5.03	2.99	3.12	1.65	✓	4.75	0.94	0.64	✖	—	—	0.10	✓	3	-	-
<i>percentile rank</i>			44	45	31	21												
<i># of funds in category</i>			208	199	186	126									05-31-2022	-	-	


## CPI TECHNOLOGIES 401K PROFIT

## Screens Summary (Data as of 06-30-2022)

 Fund Removed from Approved List
  Fund on Watch List

Name	Ticker	Asset Class	Trailing Performance and Risk				Management			Style		Expense		ESG Metrics				
			1 Yr	3 Yr	5 Yr	10 Yr	Pass/ Fail	Std Dev 3 Yr %	Beta 3 Yr %	Tenure	Pass/ Fail	Style Box	Pass/ Fail	Exp Ratio	Pass/ Fail	Sustain. Rating	Commit. Level	Carbon Risk
															Updated	Updated	Updated	
Baird Aggregate Bond Inst	BAGIX	Intermediate-Term Bond	-11.02	-0.73	1.07	2.13		5.02	1.08	21.76			—	0.30		3	1-Low	—
<i>percentile rank</i>			61	28	20	8												
<i># of funds in category</i>			443	399	362	267									05-31-2022	02-15-2022	—	
PIMCO Income Instl	PIMIX	Multisector Bond	-8.48	0.33	2.04	5.07		6.55	0.85	15.26		—	—	0.62		—	—	—
<i>percentile rank</i>			30	31	22	1												
<i># of funds in category</i>			342	285	253	146												
Lincoln Stable Value Account -LNGPA		Stable Value	—	—	—	—	—	—	—	39.19		—	—	—	—	—	—	—
<i>percentile rank</i>			—	—	—	—												
<i># of funds in category</i>			—	—	—	—												
Federated Hermes Govt Ultrashort R6	FGULX	Ultrashort Bond	-0.44	0.66	1.12	—		0.55	0.06	24.99		—	—	0.24		—	—	—
<i>percentile rank</i>			20	40	57	—												
<i># of funds in category</i>			237	216	177	97												

**Balanced**

American Funds American Balanced R6	RLBGX	Moderate Allocation	-8.19	6.38	7.19	9.06		11.38	0.95	23.51		—		0.25		3	1-Low	Low Risk
<i>percentile rank</i>			20	19	14	5												
<i># of funds in category</i>			756	710	646	481									05-31-2022	02-15-2022	03-31-2022	