

LAKE LURE CLASSICAL ACADEMY 403B

Screens Summary (Data as of 06-30-2022)



























⊖ Fund Removed from Approved List
 ! Fund on Watch List

Name	Ticker	Asset Class	Trailing Performance and Risk				Management			Style		Expense		ESG Metrics				
			1 Yr	3 Yr	5 Yr	10 Yr	Pass/Fail	Std Dev 3 Yr %	Beta 3 Yr %	Tenure	Pass/Fail	Style Box	Pass/Fail	Exp Ratio	Sustain. Rating	Commit. Level	Carbon Risk	
																<i>Updated</i>	<i>Updated</i>	<i>Updated</i>
US Stock																		
Vanguard 500 Index Admiral	VFIAX	Large Blend Index	-10.66	10.56	11.27	12.92	✓	18.64	1.00	6.18	✓	☐	✓	0.04	✓	3	1-Low	Low Risk
<i>percentile rank</i>			38	22	20	12												
<i># of funds in category</i>			1,369	1,236	1,119	819												
																05-31-2022	02-15-2022	03-31-2022
State St Russell Lg Cap Gr® Indx NL Cl C		Large Growth	-18.81	12.54	14.23	14.75	✓	21.07	1.00	23.01	✓	☐	✓	0.04	✓	3	—	Low Risk
<i>percentile rank</i>			35	11	11	9												
<i># of funds in category</i>			1,252	1,142	1,060	793												
																05-31-2022	—	03-31-2022
State St Russell Lg Cp Val® Indx NL Cl C		Large Value	-6.86	6.91	7.19	10.51	✓	19.42	1.00	23.36	✓	☐	✓	0.04	✓	3	—	Medium Risk
<i>percentile rank</i>			72	68	68	43												
<i># of funds in category</i>			1,222	1,150	1,082	783												
																05-31-2022	—	03-31-2022
State St S&P Mid Cap® Indx NL Cl C		Mid-Cap Blend	-14.67	6.80	6.96	10.84	✓	22.38	1.02	25.78	✓	☐	✖	0.05	✓	3	—	Medium Risk
<i>percentile rank</i>			54	46	51	30												
<i># of funds in category</i>			408	368	326	218												
																05-31-2022	—	03-31-2022
State St Russell Sm Cap® Gr Indx NL Cl C		Small Growth	-33.61	1.20	4.63	9.16	✓	24.74	1.00	12.83	✓	☐	✓	0.05	✓	2	—	Medium Risk
<i>percentile rank</i>			69	83	87	80												
<i># of funds in category</i>			623	585	539	404												
																05-31-2022	—	03-31-2022
State St Russell Sm Cp® Val Indx NL Cl C		Small Value	-16.38	6.22	4.93	9.05	✓	25.25	0.99	12.83	✓	☐	✓	0.05	✓	2	—	Medium Risk
<i>percentile rank</i>			87	65	55	50												
<i># of funds in category</i>			466	439	412	315												
																05-31-2022	—	03-31-2022
Non-US Stock																		
Vanguard Emerging Mkts Stock Idx Adm	VEMAX	Diversified Emerging Mkts	-21.14	2.02	3.10	3.23	✓	17.76	0.96	13.84	✓	☐	✓	0.14	✓	2	1-Low	Medium Risk
<i>percentile rank</i>			26	25	21	37												
<i># of funds in category</i>			821	736	637	366												
																05-31-2022	02-15-2022	03-31-2022
American Funds Intl Gr and Inc R6	RIGGX	Foreign Large Blend	-18.96	2.08	3.08	5.29	✓	19.25	1.08	13.75	✓	☐	✓	0.54	✓	2	1-Low	Low Risk
<i>percentile rank</i>			54	32	20	41												
<i># of funds in category</i>			757	704	612	418												
																05-31-2022	02-15-2022	03-31-2022
Vanguard Developed Markets Index Admiral	VTMGX	Foreign Large Blend Index	-18.15	2.10	2.68	5.84	✓	18.67	1.05	9.36	✓	☐	✓	0.07	✓	2	1-Low	Low Risk
<i>percentile rank</i>			46	32	35	20												
<i># of funds in category</i>			757	704	612	418												
																05-31-2022	02-15-2022	03-31-2022
Alternative																		
Vanguard Real Estate Index Admiral	VGSIX	Real Estate	-8.05	4.77	5.71	7.48	✓	20.14	0.95	26.15	✓	—	✓	0.12	✓	3	1-Low	Medium Risk
<i>percentile rank</i>			73	49	52	33												
<i># of funds in category</i>			252	232	206	147												
																05-31-2022	02-15-2022	03-31-2022
Fixed Income																		
Baird Core Plus Bond Inst	BCOIX	Core Plus Bond	-11.03	-0.49	1.29	2.33	✓	5.25	1.07	21.76	✓	—	—	0.30	✓	3	1-Low	—
<i>percentile rank</i>			44	33	23	23												
<i># of funds in category</i>			608	567	505	362												
																05-31-2022	02-15-2022	—

LAKE LURE CLASSICAL ACADEMY 403B

Screens Summary (Data as of 06-30-2022)

 Fund Removed from Approved List
  Fund on Watch List

Name	Ticker	Asset Class	Trailing Performance and Risk							Management			Style		Expense		ESG Metrics		
			1 Yr	3 Yr	5 Yr	10 Yr	Pass/ Fail	Std Dev 3 Yr %	Beta 3 Yr %	Tenure	Pass/ Fail	Style Box	Pass/ Fail	Exp Ratio	Pass/ Fail	Sustain. Rating	Commit. Level	Carbon Risk	
																	Updated	Updated	Updated
Vanguard Inflation-Protected Secs Adm <i>percentile rank</i> <i># of funds in category</i>	VAIPX	Inflation-Protected Bond	-5.03 44 208	2.99 45 199	3.12 31 186	1.65 21 126		4.75	0.94	0.64		—	—	0.10		3	—	—	
Baird Aggregate Bond Inst <i>percentile rank</i> <i># of funds in category</i>	BAGIX	Intermediate-Term Bond	-11.02 61 443	-0.73 28 399	1.07 20 362	2.13 8 267		5.02	1.08	21.76			—	0.30		3	1-Low	—	
Vanguard Ultra-Short-Term Bond Admiral <i>percentile rank</i> <i># of funds in category</i>	VUSFX	Ultrashort Bond	-1.28 50 237	0.81 19 216	1.45 16 177	— — 97		1.08	0.14	5.43		—	—	0.10		3	—	—	
Balanced																			
Vanguard LifeStrategy Cnsvr Gr Inv <i>percentile rank</i> <i># of funds in category</i>	VSCGX	Target Risk	-12.51 76 466	2.13 53 428	3.68 34 395	5.00 28 284		8.58	1.00	0.34		—		0.12		3	1-Low	—	
Vanguard LifeStrategy Growth Inv <i>percentile rank</i> <i># of funds in category</i>	VASGX	Target Risk	-14.91 68 330	5.16 44 306	6.19 31 280	8.21 29 223		14.98	1.01	0.34		—		0.14		3	1-Low	Low Risk	
Vanguard LifeStrategy Income Inv <i>percentile rank</i> <i># of funds in category</i>	VASIX	Target Risk	-11.33 69 141	0.43 71 132	2.27 47 126	3.28 40 89		5.85	0.97	0.34		—		0.11		3	1-Low	—	
Vanguard LifeStrategy Moderate Gr Inv <i>percentile rank</i> <i># of funds in category</i>	VSMGX	Target Risk	-13.73 79 756	3.66 70 710	4.95 58 646	6.63 52 481		11.71	0.98	0.34		—		0.13		3	1-Low	Low Risk	