

MERCIER ELECTRIC COMPANY INC

Screens Summary (Data as of 06-30-2022)

⊖ Fund Removed from Approved List ⚠ Fund on Watch List

Name	Ticker	Asset Class	Trailing Performance and Risk				Management			Style		Expense		ESG Metrics				
			1 Yr	3 Yr	5 Yr	10 Yr	Pass/ Fail	Std Dev 3 Yr %	Beta 3 Yr %	Tenure	Pass/ Fail	Style Box	Pass/ Fail	Exp Ratio	Pass/ Fail	Sustain. Rating <i>Updated</i>	Commit. Level <i>Updated</i>	Carbon Risk <i>Updated</i>
US Stock																		
Vanguard 500 Index Admiral	VFIAX	Large Blend Index	-10.66	10.56	11.27	12.92	✓	18.64	1.00	6.18	✓	☐	✓	0.04	✓	3	1-Low	Low Risk
<i>percentile rank</i>			38	22	20	12												
<i># of funds in category</i>			1,369	1,236	1,119	819									05-31-2022	02-15-2022	03-31-2022	
Fidelity® Contrafund®	FCNTX	Large Growth	-21.97	8.41	11.26	12.94	✓	20.15	0.95	31.81	✓	☐	✓	0.81	✓	2	1-Low	Low Risk
<i>percentile rank</i>			51	54	49	42												
<i># of funds in category</i>			1,252	1,142	1,060	793									05-31-2022	02-15-2022	03-31-2022	
American Funds Washington Mutual R6	RWMGX	Large Value	-2.80	9.95	10.87	12.23	✓	17.42	0.91	25.01	✓	☐	✖	0.26	✓	2	1-Low	Low Risk
<i>percentile rank</i>			4	42	34	45												
<i># of funds in category</i>			1,369	1,236	1,119	819									05-31-2022	02-15-2022	03-31-2022	
Vanguard Mid Cap Index Admiral	VIMAX	Mid-Cap Blend	-16.00	7.19	8.28	11.48	✓	21.25	0.98	24.13	✓	☐	✓	0.05	✓	4	1-Low	Medium Risk
<i>percentile rank</i>			69	40	24	14												
<i># of funds in category</i>			408	368	326	218									05-31-2022	02-15-2022	03-31-2022	
⊖ Carillon Eagle Small Cap Growth I	HSIX	Small Growth	-31.03	1.41	4.51	9.05	✓	24.15	0.95	29.17	✓	☐	✓	0.77	✓	3	–	Medium Risk
<i>percentile rank</i>			55	82	89	82												
<i># of funds in category</i>			623	585	539	404									05-31-2022	–	03-31-2022	
Delaware Small Cap Value Instl	DEVIX	Small Value	-10.28	6.30	4.89	9.17	✓	25.74	0.99	25.18	✓	☐	✓	0.86	✓	3	–	Medium Risk
<i>percentile rank</i>			37	62	56	45												
<i># of funds in category</i>			466	439	412	315									05-31-2022	–	03-31-2022	
Non-US Stock																		
American Funds New World R6	RNWXG	Diversified Emerging Mkts	-27.15	2.89	5.15	6.03	✓	18.74	0.95	23.05	✓	☐	✓	0.57	✓	3	1-Low	Medium Risk
<i>percentile rank</i>			58	16	5	4												
<i># of funds in category</i>			821	736	637	366									05-31-2022	02-15-2022	03-31-2022	
American Funds Intl Gr and Inc R6	RIGGX	Foreign Large Blend	-18.96	2.08	3.08	5.29	✓	19.25	1.08	13.75	✓	☐	✓	0.54	✓	2	1-Low	Low Risk
<i>percentile rank</i>			54	32	20	41												
<i># of funds in category</i>			757	704	612	418									05-31-2022	02-15-2022	03-31-2022	
Vanguard Developed Markets Index Admiral	VTMGX	Foreign Large Blend Index	-18.15	2.10	2.68	5.84	✓	18.67	1.05	9.36	✓	☐	✓	0.07	✓	2	1-Low	Low Risk
<i>percentile rank</i>			46	32	35	20												
<i># of funds in category</i>			757	704	612	418									05-31-2022	02-15-2022	03-31-2022	
Alternative																		
Vanguard Real Estate Index Admiral	VGSIX	Real Estate	-8.05	4.77	5.71	7.48	✓	20.14	0.95	26.15	✓	—	✓	0.12	✓	3	1-Low	Medium Risk
<i>percentile rank</i>			73	49	52	33												
<i># of funds in category</i>			252	232	206	147									05-31-2022	02-15-2022	03-31-2022	
Fixed Income																		
BlackRock Inflation Protected Bond Instl	BPRIX	Inflation-Protected Bond	-5.39	3.33	3.20	1.57	✓	5.18	1.02	5.38	✓	—	—	0.35	✓	3	–	–
<i>percentile rank</i>			57	22	15	41												
<i># of funds in category</i>			208	199	186	126									05-31-2022	–	–	

MERCIER ELECTRIC COMPANY INC

Screens Summary (Data as of 06-30-2022)

⊖ Fund Removed from Approved List ⚠ Fund on Watch List

Name	Ticker	Asset Class	Trailing Performance and Risk				Management			Style		Expense		ESG Metrics				
			1 Yr	3 Yr	5 Yr	10 Yr	Pass/ Fail	Std Dev 3 Yr %	Beta 3 Yr %	Tenure	Pass/ Fail	Style Box	Pass/ Fail	Exp Ratio	Sustain. Rating	Commit. Level	Carbon Risk	
Baird Aggregate Bond Inst	BAGIX	Intermediate-Term Bond	-11.02	-0.73	1.07	2.13	✓	5.02	1.08	21.76	✓	☒	—	0.30	✓	3	1-Low	—
<i>percentile rank</i>			61	28	20	8												
<i># of funds in category</i>			443	399	362	267									05-31-2022	02-15-2022	—	
PIMCO Income I2	PONPX	Multisector Bond	-8.57	0.23	1.93	4.97	✓	6.55	0.85	15.26	✓	—	—	0.72	✓	—	—	—
<i>percentile rank</i>			31	33	27	1												
<i># of funds in category</i>			342	285	253	146												
Federated Hermes Govt Ultrashort IS	FGUSX	Ultrashort Bond	-0.46	0.67	1.10	0.71	✖	0.55	0.06	24.99	✓	—	—	0.26	✓	—	—	—
<i>percentile rank</i>			21	37	60	70												
<i># of funds in category</i>			237	216	177	97												

Target Date																		
Vanguard Target Retirement 2020 Fund	VTWNX	Target Date	-11.65	3.36	4.64	6.51	✓	9.81	0.92	9.36	✓	—	✓	0.08	✓	3	1-Low	—
<i>percentile rank</i>			38	41	32	24												
<i># of funds in category</i>			170	159	134	65									05-31-2022	02-15-2022	—	
Vanguard Target Retirement 2025 Fund	VTTVX	Target Date	-13.21	3.74	5.07	7.10	✓	11.54	0.98	9.36	✓	—	✓	0.08	✓	3	1-Low	Low Risk
<i>percentile rank</i>			51	42	37	19												
<i># of funds in category</i>			229	203	176	90									05-31-2022	02-15-2022	03-31-2022	
Vanguard Target Retirement 2030 Fund	VTHRX	Target Date	-13.94	4.22	5.50	7.68	✓	12.82	0.97	9.36	✓	—	✓	0.08	✓	3	1-Low	Low Risk
<i>percentile rank</i>			47	47	46	25												
<i># of funds in category</i>			230	202	175	95									05-31-2022	02-15-2022	03-31-2022	
Vanguard Target Retirement 2035 Fund	VTHX	Target Date	-14.36	4.80	5.96	8.27	✓	14.06	0.94	9.36	✓	—	✓	0.08	✓	3	1-Low	Low Risk
<i>percentile rank</i>			37	48	45	27												
<i># of funds in category</i>			222	200	173	87									05-31-2022	02-15-2022	03-31-2022	
Vanguard Target Retirement 2040 Fund	VFORX	Target Date	-14.82	5.35	6.42	8.74	✓	15.30	0.93	9.36	✓	—	✓	0.08	✓	3	1-Low	Low Risk
<i>percentile rank</i>			32	43	39	21												
<i># of funds in category</i>			224	202	175	95									05-31-2022	02-15-2022	03-31-2022	
Vanguard Target Retirement 2045 Fund	VTIVX	Target Date	-15.29	5.89	6.80	8.97	✓	16.55	0.96	9.36	✓	—	✓	0.08	✓	3	1-Low	Low Risk
<i>percentile rank</i>			33	28	30	19												
<i># of funds in category</i>			222	200	173	86									05-31-2022	02-15-2022	03-31-2022	
Vanguard Target Retirement 2050 Fund	VVIFX	Target Date	-15.45	5.91	6.81	8.97	✓	16.64	0.95	9.36	✓	—	✓	0.08	✓	3	1-Low	Low Risk
<i>percentile rank</i>			31	26	32	22												
<i># of funds in category</i>			224	202	175	91									05-31-2022	02-15-2022	03-31-2022	
Vanguard Target Retirement 2055 Fund	VFFVX	Target Date	-15.45	5.89	6.80	8.95	✓	16.65	0.94	9.36	✓	—	✓	0.08	✓	3	1-Low	Low Risk
<i>percentile rank</i>			30	32	34	24												
<i># of funds in category</i>			222	200	171	70									05-31-2022	02-15-2022	03-31-2022	
Vanguard Target Retirement 2060 Fund	VTTSX	Target Date	-15.44	5.89	6.79	8.96	✓	16.62	1.39	9.36	✓	—	✓	0.08	✓	3	1-Low	Low Risk
<i>percentile rank</i>			29	35	43	1												
<i># of funds in category</i>			222	192	153	1									05-31-2022	02-15-2022	03-31-2022	
Vanguard Target Retirement 2065 Fund	VLXVX	Target Date	-15.40	5.86	—	—	✖	16.64	1.39	4.97	✓	—	✓	0.08	✓	3	1-Low	Low Risk
<i>percentile rank</i>			20	50	—	—												
<i># of funds in category</i>			151	37	—	—									05-31-2022	02-15-2022	03-31-2022	
Vanguard Target Retirement Income Fund	VTINX	Target Date	-10.14	2.09	3.34	4.12	✓	6.89	0.85	9.36	✓	—	✓	0.08	✓	3	1-Low	—
<i>percentile rank</i>			47	33	30	36												
<i># of funds in category</i>			168	149	128	79									05-31-2022	02-15-2022	—	






©2022 Morningstar Investment Management LLC. All Rights Reserved. Morningstar Investment Management LLC is a registered investment adviser and subsidiary of Morningstar, Inc. The services are either performed by Morningstar Investment Management or an affiliate. The data shown represents past performance which is no guarantee of future performance. The Morningstar name and logo are registered marks of Morningstar, Inc. This report is not complete without the accompanying disclosure. Please visit https://fiduciaryservices.morningstar.com/Disclosures/Fiduciary_Services_Report_Disclosure.pdf to view these disclosures.



MERCIER ELECTRIC COMPANY INC

Screens Summary (Data as of 06-30-2022)

 Fund Removed from Approved List
  Fund on Watch List

Name	Ticker	Asset Class	Trailing Performance and Risk				Management			Style		Expense		ESG Metrics				
			1 Yr	3 Yr	5 Yr	10 Yr	Pass/ Fail	Std Dev 3 Yr %	Beta 3 Yr %	Tenure	Pass/ Fail	Style Box	Pass/ Fail	Exp Ratio	Pass/ Fail	Sustain. Rating	Commit. Level	Carbon Risk
Balanced																		
BlackRock Global Allocation Instl	MALOX	World Allocation	-16.19	4.79	4.46	5.60		12.79	1.02	5.50				0.82		3	-	Low Risk
<i>percentile rank</i>			77	21	25	27												
<i># of funds in category</i>			424	405	362	259									05-31-2022	-	03-31-2022	