

ASDSO RETIREMENT PLAN

Screens Summary (Data as of 06-30-2023)















⊖ Fund Removed from Approved List ⚠ Fund on Watch List

Name	Ticker	Asset Class	Trailing Performance and Risk				Management Style				Expense			ESG Metrics				
			1 Yr	3 Yr	5 Yr	10 Yr	Pass/ Fail	Std Dev 3 Yr %	Beta 3 Yr %	Tenure	Pass/ Fail	Style Box	Pass/ Fail	Exp Ratio	Pass/ Fail	Sustain. Rating	Commit. Level	Carbon Risk
US Stock																		
Vanguard 500 Index Admiral	VFIAX	Large Blend Index	19.54	14.56	12.27	12.82	✔	18.19	1.00	7.18	✔	☐	✔	0.04	✔	3	1-Low	Low Risk
<i>percentile rank</i>			26	27	19	10												
<i># of funds in category</i>			1,557	1,413	1,305	984												
<hr/>																		
American Funds Growth Fund of Amer R6	RGAGX	Large Growth	22.74	9.78	10.21	12.98	✔	20.69	0.93	29.68	✔	☐	✔	0.30	✔	1	1-Low	Low Risk
<i>percentile rank</i>			53	57	72	55												
<i># of funds in category</i>			1,321	1,215	1,126	879												
<hr/>																		
⚠ Vanguard Equity-Income Adm	VEIRX	Large Value	8.85	14.68	9.37	10.31	✔	16.07	0.91	2.34	✖	☐	✔	0.19	✔	2	-	Medium Risk
<i>percentile rank</i>			69	49	27	18												
<i># of funds in category</i>			1,309	1,223	1,168	886												
<hr/>																		
Vanguard Mid Cap Index Admiral	VIMAX	Mid-Cap Blend	13.71	11.95	8.59	10.43	✔	19.20	0.99	25.13	✔	☐	✔	0.05	✔	3	1-Low	Medium Risk
<i>percentile rank</i>			63	74	23	18												
<i># of funds in category</i>			451	418	390	259												
<hr/>																		
PGIM Jennison Small Company R6	PJSQX	Small Growth	12.79	18.54	8.67	10.54	✔	20.09	0.82	9.59	✔	☐	✖	0.71	✔	3	-	Medium Risk
<i>percentile rank</i>			67	3	19	25												
<i># of funds in category</i>			619	588	552	419												
<hr/>																		
DFA US Small Cap Value I	DFS VX	Small Value	15.43	24.56	6.54	8.65	✔	22.94	0.99	11.34	✔	☐	✔	0.30	✔	2	-	Medium Risk
<i>percentile rank</i>			25	14	23	26												
<i># of funds in category</i>			502	468	441	345												
<hr/>																		
Non-US Stock																		
American Funds New World R6	RNWXG	Diversified Emerging Mkts	14.69	5.95	5.94	6.33	✔	17.16	0.85	24.05	✔	☐	✔	0.57	✔	3	1-Low	Medium Risk
<i>percentile rank</i>			8	29	4	1												
<i># of funds in category</i>			844	751	672	412												
<hr/>																		
American Funds Intl Gr and Inc R6	RIGGX	Foreign Large Blend	15.56	9.04	4.77	4.99	✔	18.64	1.07	14.75	✔	☐	✔	0.54	✔	2	1-Low	Low Risk
<i>percentile rank</i>			56	31	25	58												
<i># of funds in category</i>			796	744	680	460												
<hr/>																		
Vanguard Developed Markets Index Admiral	VTMGX	Foreign Large Blend Index	16.53	9.01	4.39	5.67	✔	18.92	1.09	10.36	✔	☐	✔	0.07	✔	2	1-Low	Low Risk
<i>percentile rank</i>			47	33	35	22												
<i># of funds in category</i>			796	744	680	460												
<hr/>																		
Alternative																		
Vanguard Real Estate Index Admiral	VGS LX	Real Estate	-3.95	5.87	4.39	6.13	✔	20.22	1.00	27.15	✔	—	✔	0.12	✔	3	1-Low	Low Risk
<i>percentile rank</i>			62	71	49	49												
<i># of funds in category</i>			268	244	225	162												
<hr/>																		
Fixed Income																		
Loomis Sayles Core Plus Bond N	NERNX	Core Plus Bond	1.14	-2.74	1.55	2.41	✔	6.79	1.08	26.51	✔	—	—	0.38	✔	3	1-Low	-
<i>percentile rank</i>			13	33	16	12												
<i># of funds in category</i>			673	602	563	398												

ASDSO RETIREMENT PLAN

Screens Summary (Data as of 06-30-2023)

 Fund Removed from Approved List
  Fund on Watch List

Name	Ticker	Asset Class	Trailing Performance and Risk				Management			Style			Expense		ESG Metrics			
			1 Yr	3 Yr	5 Yr	10 Yr	Pass/ Fail	Std Dev 3 Yr %	Beta 3 Yr %	Tenure	Pass/ Fail	Style Box	Pass/ Fail	Exp Ratio	Pass/ Fail	Sustain. Rating	Commit. Level	Carbon Risk
															Updated	Updated	Updated	
American Century Inflation-Adjs Bond R6 <i>percentile rank</i> <i># of funds in category</i>	AIADX	Inflation-Protected Bond	-1.83 72 237	0.05 45 221	2.27 56 217	- -		7.12	1.02	21.59		-	-	0.21		3	-	-
Metropolitan West Total Return Bd Plan <i>percentile rank</i> <i># of funds in category</i>	MWTSX	Intermediate-Term Bond	-1.36 81 673	-4.01 86 602	0.89 54 563	1.71 51 398		6.88	1.11	26.27		-	-	0.36		3	-	-
Lincoln Stable Value Account -LNGPA <i>percentile rank</i> <i># of funds in category</i>		Stable Value	- -	- -	- -	- -	-	-	40.19		-	-	-	-	-	-	-	
Vanguard Ultra-Short-Term Bond Admiral <i>percentile rank</i> <i># of funds in category</i>	VUSFX	Ultrashort Bond	2.86 84 245	0.87 73 221	1.73 38 193	- -		0.88	0.11	5.22		-	-	0.10		3	-	-
Balanced																		
American Funds American Balanced R6 <i>percentile rank</i> <i># of funds in category</i>	RLBGX	Moderate Allocation	8.90 51 888	7.13 31 821	7.06 22 786	8.35 11 581		11.80	0.95	24.51		-		0.25		2	1-Low	Low Risk
															05-31-2023	02-15-2022	12-31-2022	