

# BAKERSFIELD ARC INC 403B

## Screens Summary (Data as of 06-30-2023)

🔴 Fund Removed from Approved List    ⚠️ Fund on Watch List

Name	Ticker	Asset Class	Trailing Performance and Risk				Management			Style		Expense		ESG Metrics				
			1 Yr	3 Yr	5 Yr	10 Yr	Pass/ Fail	Std Dev 3 Yr %	Beta 3 Yr %	Tenure	Pass/ Fail	Style Box	Pass/ Fail	Exp Ratio	Sustain. Rating	Commit. Level	Carbon Risk	
US Stock																		
DFA US Core Equity 1 I	DFEOX	Large Blend	18.54	15.70	10.78	11.88	✔️	18.28	0.99	11.34	✔️	🇺🇸	✔️	0.14	✔️	2	–	Medium Risk
percentile rank			45	12	60	45												
# of funds in category			1,557	1,413	1,305	984												
Vanguard 500 Index Admiral	VFIAX	Large Blend Index	19.54	14.56	12.27	12.82	✔️	18.19	1.00	7.18	✔️	🇺🇸	✔️	0.04	✔️	3	1-Low	Low Risk
percentile rank			26	27	19	10												
# of funds in category			1,557	1,413	1,305	984												
JPMorgan Large Cap Growth R6	JLGMX	Large Growth	25.97	12.48	16.27	17.00	✔️	20.35	0.92	18.92	✔️	🇺🇸	✔️	0.44	✔️	3	2-Basic	Low Risk
percentile rank			34	27	4	4												
# of funds in category			1,321	1,215	1,126	879												
American Funds Washington Mutual R6	RWMGX	Large Value	13.62	14.64	10.78	11.54	✔️	15.77	0.82	26.01	✔️	🇺🇸	✖️	0.26	✔️	2	1-Low	Low Risk
percentile rank			79	24	60	55												
# of funds in category			1,557	1,413	1,305	984												
Neuberger Berman Mid Cap Growth R6	NRMGX	Mid-Cap Growth	17.09	6.36	8.64	10.78	✔️	20.69	0.95	3.45	✔️	🇺🇸	✔️	0.59	✔️	3	–	Medium Risk
percentile rank			58	62	52	51												
# of funds in category			605	562	528	418												
Vanguard Selected Value Inv	VASVX	Mid-Cap Value	19.92	21.20	8.63	9.50	✔️	21.98	1.09	18.35	✔️	🇺🇸	✔️	0.38	✔️	4	–	Medium Risk
percentile rank			6	12	21	27												
# of funds in category			436	418	399	305												
Allspring Small Company Growth R6	WSCRX	Small Growth	13.75	10.89	6.42	–	✔️	19.57	0.84	28.65	✔️	🇺🇸	✔️	0.86	✔️	4	–	Low Risk
percentile rank			61	22	53	–												
# of funds in category			619	588	552	419												
DFA US Small Cap Value I	DFS VX	Small Value	15.43	24.56	6.54	8.65	✔️	22.94	0.99	11.34	✔️	🇺🇸	✔️	0.30	✔️	2	–	Medium Risk
percentile rank			25	14	23	26												
# of funds in category			502	468	441	345												
Non-US Stock																		
American Funds New World R6	RNWXG	Diversified Emerging Mkts	14.69	5.95	5.94	6.33	✔️	17.16	0.85	24.05	✔️	🇺🇸	✔️	0.57	✔️	3	1-Low	Medium Risk
percentile rank			8	29	4	1												
# of funds in category			844	751	672	412												
American Funds Intl Gr and Inc R6	RIGGX	Foreign Large Blend	15.56	9.04	4.77	4.99	✔️	18.64	1.07	14.75	✔️	🇺🇸	✔️	0.54	✔️	2	1-Low	Low Risk
percentile rank			56	31	25	58												
# of funds in category			796	744	680	460												
Vanguard International Growth Adm	VWILX	Foreign Large Growth	14.83	3.49	6.57	9.12	✔️	23.56	1.11	13.51	✔️	🇺🇸	✔️	0.34	✔️	3	–	Low Risk
percentile rank			63	67	22	5												
# of funds in category			474	431	371	257												
DFA International Value I	DFIVX	Foreign Large Value	18.10	16.37	4.35	5.46	✔️	20.84	1.06	13.34	✔️	🇺🇸	✔️	0.28	✔️	1	–	Medium Risk
percentile rank			33	4	31	16												
# of funds in category			394	358	328	210												
American Funds New Perspective R6	RNPGX	Global Stock	19.56	10.81	10.18	11.20	✔️	20.05	1.14	22.59	✔️	—	✔️	0.41	✔️	2	2-Basic	Low Risk
percentile rank			43	20	17	11												
# of funds in category			367	324	283	188												

©2023 Morningstar Investment Management LLC. All Rights Reserved. Morningstar Investment Management LLC is a registered investment adviser and subsidiary of Morningstar, Inc. The services are either performed by Morningstar Investment Management or an affiliate. The data shown represents past performance which is no guarantee of future performance. The Morningstar name and logo are registered marks of Morningstar, Inc. This report is not complete without the accompanying disclosure. Please visit [https://fiduciaryservices.morningstar.com/Dislosures/Fiduciary\\_Services\\_Report\\_Disclosure.pdf](https://fiduciaryservices.morningstar.com/Dislosures/Fiduciary_Services_Report_Disclosure.pdf) to view these disclosures.



# BAKERSFIELD ARC INC 403B

## Screens Summary (Data as of 06-30-2023)


































⊖ Fund Removed from Approved List    ⚠ Fund on Watch List

Name	Ticker	Asset Class	Trailing Performance and Risk				Management			Style			Expense		ESG Metrics			
			1 Yr	3 Yr	5 Yr	10 Yr	Pass/ Fail	Std Dev 3 Yr %	Beta 3 Yr %	Tenure	Pass/ Fail	Style Box	Pass/ Fail	Exp Ratio	Pass/ Fail	Sustain. Rating	Commit. Level	Carbon Risk
Alternative																		
⚠ Invesco Balanced-Risk Commodity Strat R6	IBRFX	Commodities Broad Basket	-8.08	16.11	4.29	0.39	⊕	14.32	0.76	12.59	✓	—	—	1.12	✓	—	—	—
percentile rank			28	87	59	28												
# of funds in category			116	111	101	68												
Vanguard Real Estate Index Admiral	VGSLX	Real Estate	-3.95	5.87	4.39	6.13	✓	20.22	1.00	27.15	✓	—	✓	0.12	✓	3	1-Low	Low Risk
percentile rank			62	71	49	49												
# of funds in category			268	244	225	162												
															05-31-2023	02-15-2022	12-31-2022	
Fixed Income																		
PIMCO International Bond (USD-Hdg) Instl	PFORX	Global Bond	1.97	-1.44	1.05	3.12	✓	4.38	0.59	8.76	✓	—	—	0.51	✓	3	—	—
percentile rank			18	14	17	1												
# of funds in category			135	124	102	63												
															05-31-2023	—	—	
BlackRock High Yield Bond K	BRHYX	High Yield Bond	9.74	3.86	3.53	4.65	✓	8.59	1.00	15.51	✓	—	—	0.51	✓	—	2-Basic	—
percentile rank			13	27	20	9												
# of funds in category			725	662	620	451												
															—	02-15-2022	—	
PIMCO Real Return Instl	PRRIX	Inflation-Protected Bond	-1.35	-0.05	2.49	2.07	✓	7.13	1.02	4.47	✓	—	—	0.47	✓	3	—	—
percentile rank			54	46	28	10												
# of funds in category			237	221	217	155												
															05-31-2023	—	—	
Western Asset Core Bond IS	WACSX	Intermediate-Term Bond	-1.36	-4.71	0.40	1.88	✓	7.79	1.25	16.51	✓	⊠	—	0.42	✓	2	—	—
percentile rank			77	94	74	11												
# of funds in category			530	474	441	330												
															05-31-2023	—	—	
PIMCO Income Instl	PIMIX	Multisector Bond	5.34	1.85	2.60	4.24	✓	5.76	0.83	16.26	✓	—	—	0.51	✓	—	—	—
percentile rank			25	22	19	1												
# of funds in category			365	325	278	175												
															—	—	—	
Lincoln Stable Value Account -LNGPA		Stable Value	—	—	—	—	—	—	—	40.19	✓	—	—	—	—	—	—	—
percentile rank			—	—	—	—												
# of funds in category			61	—	—	—												
															—	—	—	
PIMCO Short-Term Instl	PTSHX	Ultrashort Bond	4.30	1.23	1.71	1.79	✓	1.12	0.00	12.50	✓	—	—	0.45	✓	3	—	—
percentile rank			22	42	39	8												
# of funds in category			245	221	193	112												
															05-31-2023	—	—	
Target Date																		
American Funds 2010 Trgt Date Retire R6	RFTTX	Target Date	4.24	3.95	4.59	5.38	✓	8.61	0.88	11.50	✓	—	✓	0.28	✓	1	—	—
percentile rank			67	4	3	1												
# of funds in category			124	114	87	46												
															05-31-2023	—	—	
American Funds 2015 Trgt Date Retire R6	RFJTX	Target Date	5.03	4.38	4.89	5.83	✓	9.35	0.87	11.50	✓	—	⊕	0.30	✓	1	—	—
percentile rank			87	5	4	1												
# of funds in category			130	119	99	46												
															05-31-2023	—	—	
American Funds 2020 Trgt Date Retire R6	RRCTX	Target Date	5.77	4.55	5.10	6.34	✓	9.80	0.84	11.50	✓	—	✓	0.30	✓	2	—	—
percentile rank			79	14	10	3												
# of funds in category			167	153	130	62												
															05-31-2023	—	—	

**BAKERSFIELD ARC INC 403B**

## Screens Summary (Data as of 06-30-2023)

 Fund Removed from Approved List
  Fund on Watch List

Name	Ticker	Asset Class	Trailing Performance and Risk				Management			Style		Expense		ESG Metrics					
			1 Yr	3 Yr	5 Yr	10 Yr	Pass/ Fail	Std Dev 3 Yr %	Beta 3 Yr %	Tenure	Pass/ Fail	Style Box	Pass/ Fail	Exp Ratio	Pass/ Fail	Sustain. Rating	Commit. Level	Carbon Risk	
																	Updated	Updated	Updated
American Funds 2025 Trgt Date Retire R6	RFDTX	Target Date	7.13	5.20	5.73	7.23		10.81	0.86	11.50		—		0.32		2	—	Low Risk	
<i>percentile rank</i>			63	25	4	1													
<i># of funds in category</i>			263	235	209	125									05-31-2023	—	06-30-2022		
American Funds 2030 Trgt Date Retire R6	RFETX	Target Date	9.30	6.44	6.38	8.10		12.24	0.90	11.50		—		0.33		2	—	Low Risk	
<i>percentile rank</i>			45	24	5	1													
<i># of funds in category</i>			259	228	199	121									05-31-2023	—	12-31-2022		
American Funds 2035 Trgt Date Retire R6	RFCTX	Target Date	11.80	7.99	7.36	8.97		13.90	0.95	11.50		—		0.35		2	—	Low Risk	
<i>percentile rank</i>			26	19	1	1													
<i># of funds in category</i>			260	230	207	122									05-31-2023	—	12-31-2022		
American Funds 2040 Trgt Date Retire R6	RFCTX	Target Date	14.15	8.96	7.89	9.39		15.17	0.97	11.50		—		0.36		2	—	Low Risk	
<i>percentile rank</i>			12	32	1	1													
<i># of funds in category</i>			250	218	196	118									05-31-2023	—	12-31-2022		
American Funds 2045 Trgt Date Retire R6	RFHTX	Target Date	14.87	9.12	7.99	9.52		15.58	0.95	11.50		—		0.37		2	—	Low Risk	
<i>percentile rank</i>			19	64	4	1													
<i># of funds in category</i>			252	225	203	122									05-31-2023	—	12-31-2022		
American Funds 2050 Trgt Date Retire R6	RFITX	Target Date	15.38	9.06	7.98	9.55		15.84	0.95	11.50		—		0.38		2	—	Low Risk	
<i>percentile rank</i>			19	79	5	1													
<i># of funds in category</i>			249	220	197	119									05-31-2023	—	12-31-2022		
American Funds 2055 Trgt Date Retire R6	RFKTX	Target Date	15.89	8.93	7.90	9.50		16.02	0.95	11.50		—		0.38		2	—	Low Risk	
<i>percentile rank</i>			13	85	9	1													
<i># of funds in category</i>			251	218	198	99									05-31-2023	—	12-31-2022		
American Funds 2060 Trgt Date Retire R6	RFUTX	Target Date	15.94	8.88	7.85	—		16.04	1.28	8.27		—		0.38		2	—	Low Risk	
<i>percentile rank</i>			13	88	12	—													
<i># of funds in category</i>			239	204	177	8									05-31-2023	—	12-31-2022		
American Funds 2065 Trgt Date Retire R6	RFVTX	Target Date	16.04	8.91	—	—	—	16.04	1.28	3.50		—		0.38		2	—	Low Risk	
<i>percentile rank</i>			18	85	—	—													
<i># of funds in category</i>			188	84	10	—									05-31-2023	—	12-31-2022		
<b>Balanced</b>																			
American Funds American Balanced R6	RLBGX	Moderate Allocation	8.90	7.13	7.06	8.35		11.80	0.95	24.51		—		0.25		2	1-Low	Low Risk	
<i>percentile rank</i>			51	31	22	11													
<i># of funds in category</i>			888	821	786	581									05-31-2023	02-15-2022	12-31-2022		