

# BRICK TOWNSHIP MUNICIPAL UTILITIES

## Screens Summary (Data as of 06-30-2023)

🔴 Fund Removed from Approved List    ⚠️ Fund on Watch List

Name	Ticker	Asset Class	Trailing Performance and Risk				Management			Style		Expense		ESG Metrics				
			1 Yr	3 Yr	5 Yr	10 Yr	Pass/ Fail	Std Dev 3 Yr %	Beta 3 Yr %	Tenure	Pass/ Fail	Style Box	Pass/ Fail	Exp Ratio	Sustain. Rating	Commit. Level	Carbon Risk	
<b>US Stock</b>																		
DFA US Core Equity 1 I	DFFOX	Large Blend	18.54	15.70	10.78	11.88	✔️	18.28	0.99	11.34	✔️	🏠	✔️	0.14	✔️	2	–	Medium Risk
<i>percentile rank</i>			45	12	60	45												
<i># of funds in category</i>			1,557	1,413	1,305	984												
															05-31-2023	–	12-31-2022	
Vanguard 500 Index Admiral	VFIAX	Large Blend Index	19.54	14.56	12.27	12.82	✔️	18.19	1.00	7.18	✔️	🏠	✔️	0.04	✔️	3	1-Low	Low Risk
<i>percentile rank</i>			26	27	19	10												
<i># of funds in category</i>			1,557	1,413	1,305	984												
															05-31-2023	02-15-2022	12-31-2022	
State St Russell Lg Cap Gr® Indx NL Cl C		Large Growth	27.02	13.66	15.08	15.69	–	21.71	1.00	24.01	✔️	🏠	✔️	0.04	✔️	3	–	Low Risk
<i>percentile rank</i>			–	–	–	–												
<i># of funds in category</i>			1,321	1,215	1,126	879												
															05-31-2023	–	12-31-2022	
Vanguard Value Index Adm	VVIAX	Large Value	10.82	15.38	9.34	10.48	✔️	16.78	0.95	28.52	✔️	🏠	✔️	0.05	✔️	2	1-Low	Medium Risk
<i>percentile rank</i>			53	37	27	15												
<i># of funds in category</i>			1,309	1,223	1,168	886												
															05-31-2023	02-15-2022	12-31-2022	
Vanguard Mid-Cap Growth Index Admiral	VMGMX	Mid-Cap Growth	18.35	8.27	9.66	11.00	✔️	21.38	1.00	10.36	✔️	🏠	✔️	0.07	✔️	3	1-Low	Medium Risk
<i>percentile rank</i>			48	44	29	45												
<i># of funds in category</i>			605	562	528	418												
															05-31-2023	02-15-2022	12-31-2022	
Vanguard Mid-Cap Value Index Admiral	VMVAX	Mid-Cap Value	9.54	15.60	7.12	9.63	✔️	18.90	0.96	16.88	✔️	🏠	✔️	0.07	✔️	4	1-Low	Medium Risk
<i>percentile rank</i>			74	66	48	22												
<i># of funds in category</i>			436	418	399	305												
															05-31-2023	02-15-2022	12-31-2022	
Vanguard Small Cap Growth Index Admiral	VSGAX	Small Growth	17.44	5.31	6.10	9.19	✔️	21.40	0.93	18.51	✔️	🏠	✔️	0.07	✔️	4	1-Low	Medium Risk
<i>percentile rank</i>			30	71	58	65												
<i># of funds in category</i>			619	588	552	419												
															05-31-2023	02-15-2022	12-31-2022	
Vanguard Small Cap Value Index Admiral	VSIAX	Small Value	13.00	18.07	6.24	9.27	✔️	21.36	0.93	7.18	✔️	🏠	✔️	0.07	✔️	4	1-Low	Medium Risk
<i>percentile rank</i>			37	49	28	14												
<i># of funds in category</i>			502	468	441	345												
															05-31-2023	02-15-2022	12-31-2022	
<b>Non-US Stock</b>																		
Vanguard Emerging Mkts Stock Idx Adm	VEMAX	Diversified Emerging Mkts	1.15	3.43	2.09	3.19	✔️	16.64	0.92	14.84	✔️	🏠	✔️	0.14	✔️	2	1-Low	Medium Risk
<i>percentile rank</i>			81	48	39	41												
<i># of funds in category</i>			844	751	672	412												
															05-31-2023	02-15-2022	12-31-2022	
Vanguard Developed Markets Index Admiral	VTMGX	Foreign Large Blend Index	16.53	9.01	4.39	5.67	✔️	18.92	1.09	10.36	✔️	🏠	✔️	0.07	✔️	2	1-Low	Low Risk
<i>percentile rank</i>			47	33	35	22												
<i># of funds in category</i>			796	744	680	460												
															05-31-2023	02-15-2022	12-31-2022	
Vanguard International Growth Adm	VWILX	Foreign Large Growth	14.83	3.49	6.57	9.12	✔️	23.56	1.11	13.51	✔️	🏠	✔️	0.34	✔️	3	–	Low Risk
<i>percentile rank</i>			63	67	22	5												
<i># of funds in category</i>			474	431	371	257												
															05-31-2023	–	12-31-2022	
Vanguard International Value Inv	VTRIX	Foreign Large Value	18.00	11.25	4.55	5.31	✔️	19.21	1.02	13.10	✔️	🏠	✖️	0.38	✔️	2	–	Medium Risk
<i>percentile rank</i>			35	43	27	18												
<i># of funds in category</i>			394	358	328	210												
															05-31-2023	–	12-31-2022	
Vanguard Total World Stock Index Admiral	VTWAX	Global Stock	16.28	11.15	–	–	✔️	17.47	1.01	10.36	✔️	–	✔️	0.10	✔️	2	1-Low	Low Risk
<i>percentile rank</i>			42	42	–	–												
<i># of funds in category</i>			386	359	308	202												
															05-31-2023	02-15-2022	12-31-2022	

©2023 Morningstar Investment Management LLC. All Rights Reserved. Morningstar Investment Management LLC is a registered investment adviser and subsidiary of Morningstar, Inc. The services are either performed by Morningstar Investment Management or an affiliate. The data shown represents past performance which is no guarantee of future performance. The Morningstar name and logo are registered marks of Morningstar, Inc. This report is not complete without the accompanying disclosure. Please visit [https://fiduciaryservices.morningstar.com/Disclosures/Fiduciary\\_Services\\_Report\\_Disclosure.pdf](https://fiduciaryservices.morningstar.com/Disclosures/Fiduciary_Services_Report_Disclosure.pdf) to view these disclosures.



# BRICK TOWNSHIP MUNICIPAL UTILITIES

## Screens Summary (Data as of 06-30-2023)

🔴 Fund Removed from Approved List    🟡 Fund on Watch List

Name	Ticker	Asset Class	Trailing Performance and Risk				Management			Style		Expense		ESG Metrics				
			1 Yr	3 Yr	5 Yr	10 Yr	Pass/ Fail	Std Dev 3 Yr %	Beta 3 Yr %	Tenure	Pass/ Fail	Style Box	Pass/ Fail	Exp Ratio	Sustain. Rating	Commit. Level	Carbon Risk	
																Updated	Updated	Updated
<b>Alternative</b>																		
PIMCO Commodity Real Ret Strat Instl	PCRIX	Commodities Broad Basket	-13.30	18.69	5.30	-0.62	✔	18.82	1.13	4.66	✔	—	—	0.76	✔	3	—	—
<i>percentile rank</i>			78	53	39	54												
<i># of funds in category</i>			116	111	101	68									05-31-2023	—	—	
Vanguard Real Estate Index Admiral	VGSLX	Real Estate	-3.95	5.87	4.39	6.13	✔	20.22	1.00	27.15	✔	—	✔	0.12	✔	3	1-Low	Low Risk
<i>percentile rank</i>			62	71	49	49												
<i># of funds in category</i>			268	244	225	162									05-31-2023	02-15-2022	12-31-2022	
<b>Fixed Income</b>																		
AB Global Bond Z	ANAZX	Global Bond	-0.20	-2.79	0.36	—	✔	5.34	0.84	17.84	✔	—	—	0.51	✔	3	—	—
<i>percentile rank</i>			71	48	54	—												
<i># of funds in category</i>			135	124	102	63									05-31-2023	—	—	
Vanguard High-Yield Corporate Adm	VWEAX	High Yield Bond	8.50	2.46	3.41	4.23	✔	8.19	0.95	15.38	✔	—	—	0.13	✔	—	—	—
<i>percentile rank</i>			44	65	24	17												
<i># of funds in category</i>			725	662	620	451									—	—	—	
Vanguard Inflation-Protected Secs Adm	VAIPX	Inflation-Protected Bond	-1.78	-0.23	2.36	2.00	✔	6.89	0.99	1.64	✖	—	—	0.10	✔	3	—	—
<i>percentile rank</i>			70	58	44	17												
<i># of funds in category</i>			237	221	217	155									05-31-2023	—	—	
Baird Aggregate Bond Inst	BAGIX	Intermediate-Term Bond	-0.25	-3.69	1.09	1.94	✔	6.27	1.01	22.76	✔	📊	—	0.30	✔	3	1-Low	—
<i>percentile rank</i>			17	34	18	9												
<i># of funds in category</i>			530	474	441	330									05-31-2023	02-15-2022	—	
Loomis Sayles Bond N	LSBNX	Multisector Bond	2.69	0.20	0.69	2.13	✔	7.27	1.04	16.42	✔	—	—	0.60	✔	1	1-Low	—
<i>percentile rank</i>			64	64	85	73												
<i># of funds in category</i>			365	325	278	175									05-31-2023	02-15-2022	—	
Lincoln Stable Value Account -LNGPA		Stable Value	—	—	—	—	—	—	—	40.19	✔	—	—	—	—	—	—	—
<i>percentile rank</i>			—	—	—	—												
<i># of funds in category</i>			61	—	—	—									—	—	—	
Federated Hermes Govt Ultrashort R6	FGULX	Ultrashort Bond	3.29	1.05	1.49	—	✔	0.63	0.04	25.99	✔	—	—	0.24	✔	—	—	—
<i>percentile rank</i>			72	57	69	—												
<i># of funds in category</i>			245	221	193	112									—	—	—	
<b>Balanced</b>																		
Vanguard LifeStrategy Cnsvr Gr Inv	VSCGX	Target Risk	5.95	2.13	3.86	4.91	✔	9.67	1.02	1.34	✖	—	✔	0.12	✔	3	1-Low	—
<i>percentile rank</i>			35	79	39	22												
<i># of funds in category</i>			541	510	475	347									05-31-2023	06-20-2023	—	
Vanguard LifeStrategy Growth Inv	VASGX	Target Risk	12.70	8.14	6.83	8.01	✔	14.73	1.02	1.34	✖	—	✔	0.14	✔	3	1-Low	Low Risk
<i>percentile rank</i>			31	53	29	27												
<i># of funds in category</i>			381	346	324	248									05-31-2023	06-20-2023	12-31-2022	
Vanguard LifeStrategy Income Inv	VASIX	Target Risk	2.63	-0.87	2.24	3.25	✔	7.41	1.00	1.34	✖	—	✔	0.11	✔	3	1-Low	—
<i>percentile rank</i>			71	85	56	43												
<i># of funds in category</i>			172	158	146	103									05-31-2023	06-20-2023	—	





©2023 Morningstar Investment Management LLC. All Rights Reserved. Morningstar Investment Management LLC is a registered investment adviser and subsidiary of Morningstar, Inc. The services are either performed by Morningstar Investment Management or an affiliate. The data shown represents past performance which is no guarantee of future performance. The Morningstar name and logo are registered marks of Morningstar, Inc. This report is not complete without the accompanying disclosure. Please visit [https://fiduciaryservices.morningstar.com/Disclosures/Fiduciary\\_Services\\_Report\\_Disclosure.pdf](https://fiduciaryservices.morningstar.com/Disclosures/Fiduciary_Services_Report_Disclosure.pdf) to view these disclosures.



# BRICK TOWNSHIP MUNICIPAL UTILITIES

## Screens Summary (Data as of 06-30-2023)

 Fund Removed from Approved List  Fund on Watch List

Name	Ticker	Asset Class	Trailing Performance and Risk				Management			Style		Expense		ESG Metrics				
			1 Yr	3 Yr	5 Yr	10 Yr	Pass/Fail	Std Dev 3 Yr %	Beta 3 Yr %	Tenure	Pass/Fail	Style Box	Pass/Fail	Exp Ratio	Pass/Fail	Sustain. Rating	Commit. Level	Carbon Risk
Vanguard LifeStrategy Moderate Gr Inv	VSMGX	Target Risk	9.34	5.12	5.38	6.48		12.15	1.00	1.34		—		0.13		3	1-Low	Low Risk
<i>percentile rank</i>			<i>42</i>	<i>79</i>	<i>54</i>	<i>48</i>												
<i># of funds in category</i>			<i>888</i>	<i>821</i>	<i>786</i>	<i>581</i>												
																05-31-2023	06-20-2023	12-31-2022