

































































403(B) PLAN

Screens Summary (Data as of 06-30-2023)

 Fund Removed from Approved List
  Fund on Watch List

Name	Ticker	Asset Class	Trailing Performance and Risk							Management Style			Expense		ESG Metrics			
			1 Yr	3 Yr	5 Yr	10 Yr	Pass/ Fail	Std Dev 3 Yr %	Beta 3 Yr %	Tenure	Pass/ Fail	Style Box	Pass/ Fail	Exp Ratio	Pass/ Fail	Sustain. Rating	Commit. Level	Carbon Risk
																Updated	Updated	Updated
US Stock																		
T. Rowe Price Dividend Growth <i>percentile rank</i> <i># of funds in category</i>	PRDGX	Large Blend	13.42 81 1,557	13.46 61 1,413	11.93 29 1,305	12.12 37 984		16.28	0.87	23.26				0.64		4	-	Low Risk
05-31-2023 - 12-31-2022																		
Vanguard 500 Index Admiral <i>percentile rank</i> <i># of funds in category</i>	VFIAX	Large Blend Index	19.54 26 1,557	14.56 27 1,413	12.27 19 1,305	12.82 10 984		18.19	1.00	7.18				0.04		3	1-Low	Low Risk
05-31-2023 02-15-2022 12-31-2022																		
Fidelity® Contrafund® <i>percentile rank</i> <i># of funds in category</i>	FCNTX	Large Growth	25.07 40 1,321	10.56 48 1,215	11.45 53 1,126	13.71 40 879		19.54	0.89	32.81				0.55		2	1-Low	Low Risk
05-31-2023 02-15-2022 12-31-2022																		
American Funds Washington Mutual R6 <i>percentile rank</i> <i># of funds in category</i>	RWMGX	Large Value	13.62 79 1,557	14.64 24 1,413	10.78 60 1,305	11.54 55 984		15.77	0.82	26.01				0.26		2	1-Low	Low Risk
05-31-2023 02-15-2022 12-31-2022																		
Neuberger Berman Mid Cap Growth Inst <i>percentile rank</i> <i># of funds in category</i>	NBMLX	Mid-Cap Growth	17.04 59 605	6.24 63 562	8.54 53 528	10.68 52 418		20.72	0.95	3.45				0.70		3	-	Medium Risk
05-31-2023 - 12-31-2022																		
American Century Mid Cap Value I <i>percentile rank</i> <i># of funds in category</i>	AVUAX	Mid-Cap Value	10.37 69 436	15.07 71 418	7.66 40 399	9.87 14 305		16.97	0.85	19.26				0.77		4	1-Low	Medium Risk
05-31-2023 02-15-2022 12-31-2022																		
MFS New Discovery R4 <i>percentile rank</i> <i># of funds in category</i>	MNDJX	Small Growth	13.86 60 619	3.04 79 588	6.89 47 552	9.03 68 419		21.41	0.91	9.50				0.99		4	-	Medium Risk
05-31-2023 - 12-31-2022																		
Delaware Small Cap Value Instl <i>percentile rank</i> <i># of funds in category</i>	DEVIX	Small Value	7.96 73 502	16.64 65 468	4.38 62 441	7.95 42 345		22.82	0.98	11.00				0.86		3	-	Medium Risk
05-31-2023 - 12-31-2022																		
Non-US Stock																		
American Funds New World R6 <i>percentile rank</i> <i># of funds in category</i>	RNWGX	Diversified Emerging Mkts	14.69 8 844	5.95 29 751	5.94 4 672	6.33 1 412		17.16	0.85	24.05				0.57		3	1-Low	Medium Risk
05-31-2023 02-15-2022 12-31-2022																		
Vanguard Developed Markets Index Admiral <i>percentile rank</i> <i># of funds in category</i>	VTMGX	Foreign Large Blend Index	16.53 47 796	9.01 33 744	4.39 35 680	5.67 22 460		18.92	1.09	10.36				0.07		2	1-Low	Low Risk
05-31-2023 02-15-2022 12-31-2022																		
Invesco Oppenheimer International Gr Y <i>percentile rank</i> <i># of funds in category</i>	OIGYX	Foreign Large Growth	20.99 16 474	5.74 41 431	4.10 55 371	5.30 69 257		21.02	1.07	27.28				0.83		4	-	Low Risk
05-31-2023 - 12-31-2022																		
Vanguard International Value Inv <i>percentile rank</i> <i># of funds in category</i>	VTRIX	Foreign Large Value	18.00 35 394	11.25 43 358	4.55 27 328	5.31 18 210		19.21	1.02	13.10				0.38		2	-	Medium Risk
05-31-2023 - 12-31-2022																		
American Funds New Perspective R6 <i>percentile rank</i> <i># of funds in category</i>	RNPGX	Global Stock	19.56 43 367	10.81 20 324	10.18 17 283	11.20 11 188		20.05	1.14	22.59		-		0.41		2	2-Basic	Low Risk
05-31-2023 02-15-2022 12-31-2022																		

403(B) PLAN

Screens Summary (Data as of 06-30-2023)

🔴 Fund Removed from Approved List 🟡 Fund on Watch List

Name	Ticker	Asset Class	Trailing Performance and Risk				Management			Style			Expense		ESG Metrics			
			1 Yr	3 Yr	5 Yr	10 Yr	Pass/ Fail	Std Dev 3 Yr %	Beta 3 Yr %	Tenure	Pass/ Fail	Style Box	Pass/ Fail	Exp Ratio	Pass/ Fail	Sustain. Rating	Commit. Level	Carbon Risk
Alternative																		
PIMCO Commodity Real Return Strat I2	PCRPX	Commodities Broad Basket	-13.41	18.59	5.22	-0.71	✔️	18.84	1.13	4.66	✔️	—	—	0.86	✔️	3	—	—
<i>percentile rank</i>			78	53	39	63												
<i># of funds in category</i>			116	111	101	68									05-31-2023	—	—	
Vanguard Real Estate Index Admiral	VGSLX	Real Estate	-3.95	5.87	4.39	6.13	✔️	20.22	1.00	27.15	✔️	—	✔️	0.12	✔️	3	1-Low	Low Risk
<i>percentile rank</i>			62	71	49	49												
<i># of funds in category</i>			268	244	225	162									05-31-2023	02-15-2022	12-31-2022	
Fixed Income																		
PIMCO International Bond (USD-Hdg) I-2	PFBPX	Global Bond	1.86	-1.53	0.95	3.02	✔️	4.38	0.59	8.76	✔️	—	—	0.61	✔️	3	—	—
<i>percentile rank</i>			19	14	19	2												
<i># of funds in category</i>			135	124	102	63									05-31-2023	—	—	
Eaton Vance Income Fund of Boston I	EIBIX	High Yield Bond	9.35	4.10	3.60	4.33	✔️	7.94	0.92	8.66	✔️	—	—	0.75	✔️	—	—	—
<i>percentile rank</i>			22	22	18	15												
<i># of funds in category</i>			725	662	620	451												
BlackRock Inflation Protected Bond Instl	BPRIX	Inflation-Protected Bond	-0.80	0.29	2.61	1.93	✔️	7.13	1.02	6.38	✔️	—	—	0.56	✔️	3	—	—
<i>percentile rank</i>			32	42	19	30												
<i># of funds in category</i>			237	221	217	155									09-30-2022	—	—	
Baird Aggregate Bond Inst	BAGIX	Intermediate-Term Bond	-0.25	-3.69	1.09	1.94	✔️	6.27	1.01	22.76	✔️	📊	—	0.30	✔️	3	1-Low	—
<i>percentile rank</i>			17	34	18	9												
<i># of funds in category</i>			530	474	441	330									05-31-2023	02-15-2022	—	
PIMCO Income I2	PONPX	Multisector Bond	5.24	1.75	2.50	4.14	✔️	5.76	0.83	16.26	✔️	—	—	0.61	✔️	—	—	—
<i>percentile rank</i>			25	22	22	1												
<i># of funds in category</i>			365	325	278	175												
Federated Hermes Govt Ultrashort IS	FGUSX	Ultrashort Bond	3.27	1.03	1.47	1.02	⚠️	0.65	0.04	25.99	✔️	—	—	0.26	✔️	—	—	—
<i>percentile rank</i>			75	59	70	71												
<i># of funds in category</i>			245	221	193	112												
Target Date																		
Vanguard Target Retirement 2020 Fund	VTWNX	Target Date	6.58	3.85	4.62	6.02	✔️	10.06	0.87	10.36	✔️	—	✔️	0.08	✔️	3	1-Low	—
<i>percentile rank</i>			63	57	40	25												
<i># of funds in category</i>			167	153	130	62									05-31-2023	02-15-2022	—	
Vanguard Target Retirement 2025 Fund	VTVX	Target Date	8.56	4.96	5.26	6.68	✔️	11.69	0.93	10.36	✔️	—	✔️	0.08	✔️	3	1-Low	Low Risk
<i>percentile rank</i>			24	37	26	17												
<i># of funds in category</i>			263	235	209	125									05-31-2023	02-15-2022	12-31-2022	
Vanguard Target Retirement 2030 Fund	VTHRX	Target Date	9.95	6.04	5.78	7.24	✔️	12.80	0.94	10.36	✔️	—	✔️	0.08	✔️	3	1-Low	Low Risk
<i>percentile rank</i>			26	47	34	24												
<i># of funds in category</i>			259	228	199	121									05-31-2023	02-15-2022	12-31-2022	
Vanguard Target Retirement 2035 Fund	VTHX	Target Date	11.28	7.21	6.35	7.82	✔️	13.78	0.94	10.36	✔️	—	✔️	0.08	✔️	3	1-Low	Low Risk
<i>percentile rank</i>			47	60	38	30												
<i># of funds in category</i>			260	230	207	122									05-31-2023	02-15-2022	12-31-2022	

403(B) PLAN

Screens Summary (Data as of 06-30-2023)

Fund Removed from Approved List
 Fund on Watch List

Name	Ticker	Asset Class	Trailing Performance and Risk							Management			Style		Expense		ESG Metrics		
			1 Yr	3 Yr	5 Yr	10 Yr	Pass/ Fail	Std Dev 3 Yr %	Beta 3 Yr %	Tenure	Pass/ Fail	Style Box	Pass/ Fail	Exp Ratio	Pass/ Fail	Sustain. Rating	Commit. Level	Carbon Risk	
																	Updated	Updated	Updated
Vanguard Target Retirement 2040 Fund	VFORX	Target Date	12.56	8.35	6.88	8.33	✓	14.76	0.94	10.36	✓	—	✓	0.08	✓	3	1-Low	Low Risk	
<i>percentile rank</i>			56	65	39	31													
<i># of funds in category</i>			250	218	196	118									05-31-2023	02-15-2022	12-31-2022		
Vanguard Target Retirement 2045 Fund	VTIVX	Target Date	13.93	9.53	7.46	8.69	✓	15.79	0.97	10.36	✓	—	✓	0.08	✓	3	1-Low	Low Risk	
<i>percentile rank</i>			55	48	30	23													
<i># of funds in category</i>			252	225	203	122									05-31-2023	02-15-2022	12-31-2022		
Vanguard Target Retirement 2050 Fund	VFIX	Target Date	14.58	9.73	7.58	8.76	✓	16.06	0.97	10.36	✓	—	✓	0.08	✓	3	1-Low	Low Risk	
<i>percentile rank</i>			49	49	27	28													
<i># of funds in category</i>			249	220	197	119									05-31-2023	02-15-2022	12-31-2022		
Vanguard Target Retirement 2055 Fund	VFFVX	Target Date	14.60	9.74	7.57	8.74	✓	16.07	0.96	10.36	✓	—	✓	0.08	✓	3	1-Low	Low Risk	
<i>percentile rank</i>			57	53	33	28													
<i># of funds in category</i>			251	218	198	99									05-31-2023	02-15-2022	12-31-2022		
Vanguard Target Retirement 2060 Fund	VTTX	Target Date	14.62	9.75	7.58	8.74	✓	16.05	1.30	10.36	✓	—	✓	0.08	✓	3	1-Low	Low Risk	
<i>percentile rank</i>			56	56	33	1													
<i># of funds in category</i>			239	204	177	8									05-31-2023	02-15-2022	12-31-2022		
Vanguard Target Retirement 2065 Fund	VLXVX	Target Date	14.62	9.75	7.55	—	✘	16.05	1.30	5.97	✓	—	✓	0.08	✓	3	1-Low	Low Risk	
<i>percentile rank</i>			65	65	70	—													
<i># of funds in category</i>			188	84	10	—									05-31-2023	02-15-2022	12-31-2022		
Vanguard Target Retirement 2070 Fund	VSVNX	Target Date	14.68	—	—	—	—	—	—	1.01	✘	—	✓	0.08	✓	3	—	Low Risk	
<i>percentile rank</i>			60	—	—	—													
<i># of funds in category</i>			188	84	10	—									05-31-2023	—	12-31-2022		
Vanguard Target Retirement Income Fund	VTINX	Target Date	4.51	1.70	3.45	4.12	✓	8.05	0.89	10.36	✓	—	✓	0.08	✓	3	1-Low	—	
<i>percentile rank</i>			54	52	37	33													
<i># of funds in category</i>			203	183	160	104									05-31-2023	02-15-2022	—		
Balanced																			
BlackRock Global Allocation Instl	MALOX	Global Allocation	7.46	4.99	5.17	5.24	✓	12.70	0.97	6.50	✓	☒	✓	0.84	✓	3	—	Low Risk	
<i>percentile rank</i>			47	62	18	27													
<i># of funds in category</i>			436	412	393	290									05-31-2023	—	09-30-2022		