

RETIREMENT ACCUMULATION PLAN FOR

Screens Summary (Data as of 06-30-2023)

🔴 Fund Removed from Approved List 🟡 Fund on Watch List

Name	Ticker	Asset Class	Trailing Performance and Risk				Management Style				Expense		ESG Metrics					
			1 Yr	3 Yr	5 Yr	10 Yr	Pass/ Fail	Std Dev 3 Yr %	Beta 3 Yr %	Tenure	Pass/ Fail	Style Box	Pass/ Fail	Exp Ratio	Pass/ Fail	Sustain. Rating	Commit. Level	Carbon Risk
															Updated	Updated	Updated	
US Stock																		
Vanguard 500 Index Admiral	VFIAX	Large Blend Index	19.54	14.56	12.27	12.82	✔️	18.19	1.00	7.18	✔️	🇺🇸	✔️	0.04	✔️	3	1-Low	Low Risk
percentile rank			26	27	19	10												
# of funds in category			1,557	1,413	1,305	984												
															05-31-2023	02-15-2022	12-31-2022	
MFS Growth R6	MFEKX	Large Growth	21.10	8.26	11.99	14.32	✔️	20.70	0.94	21.26	✔️	🇺🇸	✔️	0.50	✔️	4	2-Basic	Low Risk
percentile rank			64	72	45	26												
# of funds in category			1,321	1,215	1,126	879												
															05-31-2023	02-15-2022	12-31-2022	
Invesco Diversified Dividend R6	LCEFX	Large Value	10.67	12.91	7.78	8.66	✔️	15.41	0.86	7.35	✔️	🇺🇸	✔️	0.46	✔️	2	-	Medium Risk
percentile rank			54	75	60	67												
# of funds in category			1,309	1,223	1,168	886												
															05-31-2023	-	12-31-2022	
Vanguard Mid Cap Index Admiral	VIMAX	Mid-Cap Blend	13.71	11.95	8.59	10.43	✔️	19.20	0.99	25.13	✔️	🇺🇸	✔️	0.05	✔️	3	1-Low	Medium Risk
percentile rank			63	74	23	18												
# of funds in category			451	418	390	259												
															05-31-2023	02-15-2022	12-31-2022	
PGIM Jennison Small Company R6	PJSQX	Small Growth	12.79	18.54	8.67	10.54	✔️	20.09	0.82	9.59	✔️	🇺🇸	❌*	0.71	✔️	3	-	Medium Risk
percentile rank			67	3	19	25												
# of funds in category			619	588	552	419												
															05-31-2023	-	12-31-2022	
DFA US Small Cap Value I	DFS VX	Small Value	15.43	24.56	6.54	8.65	✔️	22.94	0.99	11.34	✔️	🇺🇸	✔️	0.30	✔️	2	-	Medium Risk
percentile rank			25	14	23	26												
# of funds in category			502	468	441	345												
															05-31-2023	-	12-31-2022	
Non-US Stock																		
American Funds New World R6	RNWXG	Diversified Emerging Mkts	14.69	5.95	5.94	6.33	✔️	17.16	0.85	24.05	✔️	🇺🇸	✔️	0.57	✔️	3	1-Low	Medium Risk
percentile rank			8	29	4	1												
# of funds in category			844	751	672	412												
															05-31-2023	02-15-2022	12-31-2022	
American Funds Intl Gr and Inc R6	RIGGX	Foreign Large Blend	15.56	9.04	4.77	4.99	✔️	18.64	1.07	14.75	✔️	🇺🇸	✔️	0.54	✔️	2	1-Low	Low Risk
percentile rank			56	31	25	58												
# of funds in category			796	744	680	460												
															05-31-2023	02-15-2022	12-31-2022	
Vanguard Developed Markets Index Admiral	VTMGX	Foreign Large Blend Index	16.53	9.01	4.39	5.67	✔️	18.92	1.09	10.36	✔️	🇺🇸	✔️	0.07	✔️	2	1-Low	Low Risk
percentile rank			47	33	35	22												
# of funds in category			796	744	680	460												
															05-31-2023	02-15-2022	12-31-2022	
Alternative																		
Vanguard Real Estate Index Admiral	VGS LX	Real Estate	-3.95	5.87	4.39	6.13	✔️	20.22	1.00	27.15	✔️	—	✔️	0.12	✔️	3	1-Low	Low Risk
percentile rank			62	71	49	49												
# of funds in category			268	244	225	162												
															05-31-2023	02-15-2022	12-31-2022	
Fixed Income																		
Vanguard Inflation-Protected Secs Adm	VAIPX	Inflation-Protected Bond	-1.78	-0.23	2.36	2.00	✔️	6.89	0.99	1.64	❌*	—	—	0.10	✔️	3	-	-
percentile rank			70	58	44	17												
# of funds in category			237	221	217	155												
															05-31-2023	-	-	

RETIREMENT ACCUMULATION PLAN FOR


Screens Summary (Data as of 06-30-2023)

⊖ Fund Removed from Approved List ⚠ Fund on Watch List












Name	Ticker	Asset Class	Trailing Performance and Risk				Management			Style		Expense		ESG Metrics					
			1 Yr	3 Yr	5 Yr	10 Yr	Pass/ Fail	Std Dev 3 Yr %	Beta 3 Yr %	Tenure	Pass/ Fail	Style Box	Pass/ Fail	Exp Ratio	Sustain. Rating	Commit. Level	Carbon Risk		
																	Updated	Updated	Updated
Baird Aggregate Bond Inst <i>percentile rank</i> <i># of funds in category</i>	BAGIX	Intermediate-Term Bond	-0.25 17 530	-3.69 34 474	1.09 18 441	1.94 9 330	✓	6.27	1.01	22.76	✓	☒	—	0.30	✓	3	1-Low	—	
PIMCO Income Instl <i>percentile rank</i> <i># of funds in category</i>	PIMIX	Multisector Bond	5.34 25 365	1.85 22 325	2.60 19 278	4.24 1 175	✓	5.76	0.83	16.26	✓	—	—	0.51	✓	—	—	—	
Lincoln Stable Value Account -Z166 <i>percentile rank</i> <i># of funds in category</i>		Stable Value	— — 61	— — —	— — —	— — —	—	—	—	40.19	✓	—	—	—	—	—	—	—	
Federated Hermes Govt Ultrashort R6 <i>percentile rank</i> <i># of funds in category</i>	FGULX	Ultrashort Bond	3.29 72 245	1.05 57 221	1.49 69 193	— — 112	✓	0.63	0.04	25.99	✓	—	—	0.24	✓	—	—	—	

Target Date

Vanguard Target Retirement 2020 Fund <i>percentile rank</i> <i># of funds in category</i>	VTWNX	Target Date	6.58 63 167	3.85 57 153	4.62 40 130	6.02 25 62	✓	10.06	0.87	10.36	✓	—	✓	0.08	✓	3	1-Low	—
Vanguard Target Retirement 2025 Fund <i>percentile rank</i> <i># of funds in category</i>	VTTVX	Target Date	8.56 24 263	4.96 37 235	5.26 26 209	6.68 17 125	✓	11.69	0.93	10.36	✓	—	✓	0.08	✓	3	1-Low	Low Risk
Vanguard Target Retirement 2030 Fund <i>percentile rank</i> <i># of funds in category</i>	VTHRX	Target Date	9.95 26 259	6.04 47 228	5.78 34 199	7.24 24 121	✓	12.80	0.94	10.36	✓	—	✓	0.08	✓	3	1-Low	Low Risk
Vanguard Target Retirement 2035 Fund <i>percentile rank</i> <i># of funds in category</i>	VTTTX	Target Date	11.28 47 260	7.21 60 230	6.35 38 207	7.82 30 122	✓	13.78	0.94	10.36	✓	—	✓	0.08	✓	3	1-Low	Low Risk
Vanguard Target Retirement 2040 Fund <i>percentile rank</i> <i># of funds in category</i>	VFORX	Target Date	12.56 56 250	8.35 65 218	6.88 39 196	8.33 31 118	✓	14.76	0.94	10.36	✓	—	✓	0.08	✓	3	1-Low	Low Risk
Vanguard Target Retirement 2045 Fund <i>percentile rank</i> <i># of funds in category</i>	VTIVX	Target Date	13.93 55 252	9.53 48 225	7.46 30 203	8.69 23 122	✓	15.79	0.97	10.36	✓	—	✓	0.08	✓	3	1-Low	Low Risk
Vanguard Target Retirement 2050 Fund <i>percentile rank</i> <i># of funds in category</i>	VVIFX	Target Date	14.58 49 249	9.73 49 220	7.58 27 197	8.76 28 119	✓	16.06	0.97	10.36	✓	—	✓	0.08	✓	3	1-Low	Low Risk
Vanguard Target Retirement 2055 Fund <i>percentile rank</i> <i># of funds in category</i>	VFFVX	Target Date	14.60 57 251	9.74 53 218	7.57 33 198	8.74 28 99	✓	16.07	0.96	10.36	✓	—	✓	0.08	✓	3	1-Low	Low Risk
Vanguard Target Retirement 2060 Fund <i>percentile rank</i> <i># of funds in category</i>	VVTSX	Target Date	14.62 56 239	9.75 56 204	7.58 33 177	8.74 1 8	✓	16.05	1.30	10.36	✓	—	✓	0.08	✓	3	1-Low	Low Risk
Vanguard Target Retirement 2065 Fund <i>percentile rank</i> <i># of funds in category</i>	VLXVX	Target Date	14.62 65 188	9.75 65 84	7.55 70 10	— — —	✗	16.05	1.30	5.97	✓	—	✓	0.08	✓	3	1-Low	Low Risk

RETIREMENT ACCUMULATION PLAN FOR**Screens Summary (Data as of 06-30-2023)**
 Fund Removed from Approved List

 Fund on Watch List

Name	Ticker	Asset Class	Trailing Performance and Risk				Management			Style		Expense		ESG Metrics				
			1 Yr	3 Yr	5 Yr	10 Yr	Pass/ Fail	Std Dev 3 Yr %	Beta 3 Yr %	Tenure	Pass/ Fail	Style Box	Pass/ Fail	Exp Ratio	Pass/ Fail	Sustain. Rating	Commit. Level	Carbon Risk
															Updated	Updated	Updated	
Vanguard Target Retirement 2070 Fund	VSVNX	Target Date	14.68	-	-	-	-	-	-	1.01		-		0.08		3	-	Low Risk
<i>percentile rank</i>			60	-	-	-												
<i># of funds in category</i>			188	84	10	-									05-31-2023	-	12-31-2022	
Vanguard Target Retirement Income Fund	VTINX	Target Date	4.51	1.70	3.45	4.12		8.05	0.89	10.36		-		0.08		3	1-Low	-
<i>percentile rank</i>			54	52	37	33												
<i># of funds in category</i>			203	183	160	104									05-31-2023	02-15-2022	-	
Balanced																		
American Funds American Balanced R6	RLBGX	Moderate Allocation	8.90	7.13	7.06	8.35		11.80	0.95	24.51		-		0.25		2	1-Low	Low Risk
<i>percentile rank</i>			51	31	22	11												
<i># of funds in category</i>			888	821	786	581									05-31-2023	02-15-2022	12-31-2022	