


































































TINNY CORPORATION RETIREMENT PLAN

Screens Summary (Data as of 06-30-2023)

 Fund Removed from Approved List  Fund on Watch List

Name	Ticker	Asset Class	Trailing Performance and Risk				Management			Style		Expense		ESG Metrics				
			1 Yr	3 Yr	5 Yr	10 Yr	Pass/ Fail	Std Dev 3 Yr %	Beta 3 Yr %	Tenure	Pass/ Fail	Style Box	Pass/ Fail	Exp Ratio	Sustain. Rating <i>Updated</i>	Commit. Level <i>Updated</i>	Carbon Risk <i>Updated</i>	
US Stock																		
ClearBridge Appreciation IS	LMESX	Large Blend	18.20	14.42	12.36	11.96		17.00	0.92	21.51				0.56		3	–	Low Risk
<i>percentile rank</i>			50	31	15	42												
<i># of funds in category</i>			1,557	1,413	1,305	984									05-31-2023	–	12-31-2022	
Vanguard 500 Index Admiral	VFIAX	Large Blend Index	19.54	14.56	12.27	12.82		18.19	1.00	7.18				0.04		3	1-Low	Low Risk
<i>percentile rank</i>			26	27	19	10												
<i># of funds in category</i>			1,557	1,413	1,305	984									05-31-2023	02-15-2022	12-31-2022	
MFS Growth R6	MFEKX	Large Growth	21.10	8.26	11.99	14.32		20.70	0.94	21.26				0.50		4	2-Basic	Low Risk
<i>percentile rank</i>			64	72	45	26												
<i># of funds in category</i>			1,321	1,215	1,126	879									05-31-2023	02-15-2022	12-31-2022	
State St Russell Lg Cp Val® Indx NL CI C		Large Value	11.50	14.26	8.12	9.23	–	17.44	1.00	24.36				0.04		3	–	Medium Risk
<i>percentile rank</i>			–	–	–	–												
<i># of funds in category</i>			1,309	1,223	1,168	886									05-31-2023	–	12-31-2022	
ClearBridge Mid Cap Growth IS	LCMIX	Mid-Cap Growth	19.19	9.50	10.90	–		22.27	1.03	12.84				0.76		4	–	Low Risk
<i>percentile rank</i>			38	32	14	–												
<i># of funds in category</i>			605	562	528	418									05-31-2023	–	12-31-2022	
Vanguard Mid-Cap Value Index Admiral	VMVAX	Mid-Cap Value	9.54	15.60	7.12	9.63		18.90	0.96	16.88				0.07		4	1-Low	Medium Risk
<i>percentile rank</i>			74	66	48	22												
<i># of funds in category</i>			436	418	399	305									05-31-2023	02-15-2022	12-31-2022	
Franklin Small Cap Growth R6	FSMLX	Small Growth	20.77	3.33	6.15	9.55		21.36	0.91	23.18				0.64		2	–	Medium Risk
<i>percentile rank</i>			12	78	57	56												
<i># of funds in category</i>			619	588	552	419									05-31-2023	–	12-31-2022	
Delaware Small Cap Value R6	DVZRX	Small Value	8.12	16.83	4.56	–		22.82	0.98	11.00				0.70		3	–	Medium Risk
<i>percentile rank</i>			71	62	60	–												
<i># of funds in category</i>			502	468	441	345									05-31-2023	–	12-31-2022	
Non-US Stock																		
Vanguard Emerging Mkts Stock Idx Adm	VEMAX	Diversified Emerging Mkts	1.15	3.43	2.09	3.19		16.64	0.92	14.84				0.14		2	1-Low	Medium Risk
<i>percentile rank</i>			81	48	39	41												
<i># of funds in category</i>			844	751	672	412									05-31-2023	02-15-2022	12-31-2022	
MFS Research International R6	MRSKX	Foreign Large Blend	14.63	7.24	5.30	5.55		17.80	1.01	4.83				0.64		3	2-Basic	Low Risk
<i>percentile rank</i>			64	68	16	29												
<i># of funds in category</i>			796	744	680	460									05-31-2023	02-15-2022	12-31-2022	
Vanguard International Growth Adm	VWILX	Foreign Large Growth	14.83	3.49	6.57	9.12		23.56	1.11	13.51				0.34		3	–	Low Risk
<i>percentile rank</i>			63	67	22	5												
<i># of funds in category</i>			474	431	371	257									05-31-2023	–	12-31-2022	
DFA International Value I	DFIVX	Foreign Large Value	18.10	16.37	4.35	5.46		20.84	1.06	13.34				0.28		1	–	Medium Risk
<i>percentile rank</i>			33	4	31	16												
<i># of funds in category</i>			394	358	328	210									05-31-2023	–	12-31-2022	
Vanguard Total World Stock Index Admiral	VTWAX	Global Stock	16.28	11.15	–	–		17.47	1.01	10.36		–		0.10		2	1-Low	Low Risk
<i>percentile rank</i>			42	42	–	–												
<i># of funds in category</i>			386	359	308	202									05-31-2023	02-15-2022	12-31-2022	

TINNY CORPORATION RETIREMENT PLAN

Screens Summary (Data as of 06-30-2023)

⊖ Fund Removed from Approved List ⚠ Fund on Watch List

Name	Ticker	Asset Class	Trailing Performance and Risk				Management			Style		Expense		ESG Metrics				
			1 Yr	3 Yr	5 Yr	10 Yr	Pass/ Fail	Std Dev 3 Yr %	Beta 3 Yr %	Tenure	Pass/ Fail	Style Box	Pass/ Fail	Exp Ratio	Sustain. Rating	Commit. Level	Carbon Risk	
Alternative																		
PIMCO Commodity Real Ret Strat Instl	PCRIX	Commodities Broad Basket	-13.30	18.69	5.30	-0.62	✔	18.82	1.13	4.66	✔	—	—	0.76	✔	3	—	—
<i>percentile rank</i>			78	53	39	54												
<i># of funds in category</i>			116	111	101	68									05-31-2023	—	—	
American Century Real Estate R6	AREDX	Real Estate	-4.65	6.77	4.72	—	✔	19.82	0.97	14.62	✔	—	✖	0.80	✔	4	—	Low Risk
<i>percentile rank</i>			73	51	35	—												
<i># of funds in category</i>			268	244	225	162									05-31-2023	—	12-31-2022	
Fixed Income																		
⊖ Western Asset Core Plus Bond IS	WAPSX	Core Plus Bond	-0.37	-4.77	0.43	2.11	✔	9.14	1.44	16.51	✔	—	—	0.42	✔	2	—	—
<i>percentile rank</i>			55	97	79	23												
<i># of funds in category</i>			673	602	563	398									05-31-2023	—	—	
PIMCO International Bond (USD-Hdg) Instl	PFORX	Global Bond	1.97	-1.44	1.05	3.12	✔	4.38	0.59	8.76	✔	—	—	0.51	✔	3	—	—
<i>percentile rank</i>			18	14	17	1												
<i># of funds in category</i>			135	124	102	63									05-31-2023	—	—	
Vanguard High-Yield Corporate Adm	VWEAX	High Yield Bond	8.50	2.46	3.41	4.23	✔	8.19	0.95	15.38	✔	—	—	0.13	✔	—	—	—
<i>percentile rank</i>			44	65	24	17												
<i># of funds in category</i>			725	662	620	451												
Vanguard Inflation-Protected Secs Adm	VAIPX	Inflation-Protected Bond	-1.78	-0.23	2.36	2.00	✔	6.89	0.99	1.64	✖	—	—	0.10	✔	3	—	—
<i>percentile rank</i>			70	58	44	17												
<i># of funds in category</i>			237	221	217	155									05-31-2023	—	—	
Baird Aggregate Bond Inst	BAGIX	Intermediate-Term Bond	-0.25	-3.69	1.09	1.94	✔	6.27	1.01	22.76	✔	☒	—	0.30	✔	3	1-Low	—
<i>percentile rank</i>			17	34	18	9												
<i># of funds in category</i>			530	474	441	330									05-31-2023	02-15-2022	—	
Lincoln Stable Value Account -LNGPA		Stable Value	—	—	—	—	—	—	—	40.19	✔	—	—	—	—	—	—	—
<i>percentile rank</i>			—	—	—	—												
<i># of funds in category</i>			61	—	—	—												
Vanguard Ultra-Short-Term Bond Admiral	VUSFX	Ultrashort Bond	2.86	0.87	1.73	—	✔	0.88	0.11	5.22	✔	—	—	0.10	✔	3	—	—
<i>percentile rank</i>			84	73	38	—												
<i># of funds in category</i>			245	221	193	112									05-31-2023	—	—	
Balanced																		
American Funds American Balanced R6	RLBGX	Moderate Allocation	8.90	7.13	7.06	8.35	✔	11.80	0.95	24.51	✔	—	✔	0.25	✔	2	1-Low	Low Risk
<i>percentile rank</i>			51	31	22	11												
<i># of funds in category</i>			888	821	786	581									05-31-2023	02-15-2022	12-31-2022	