

































































TAX DEFERRED ANNUITY PLAN FOR THE

Screens Summary (Data as of 06-30-2024)

 Fund Removed from Approved List  Fund on Watch List

Name	Ticker	Asset Class	Trailing Performance and Risk							Management Style			Expense		ESG Metrics			
			1 Yr	3 Yr	5 Yr	10 Yr	Pass/ Fail	Std Dev 3 Yr %	Beta 3 Yr %	Tenure	Pass/ Fail	Style Box	Pass/ Fail	Exp Ratio	Sustain. Rating <i>Updated</i>	Commit. Level <i>Updated</i>	Carbon Risk <i>Updated</i>	
US Stock																		
Vanguard Dividend Growth Inv <i>percentile rank</i> <i># of funds in category</i>	VDIGX	Large Blend	8.88 97 1,582	6.43 78 1,450	10.19 89 1,331	10.74 68 993		14.42	0.73	2.00				0.29		4	2-Basic	Low Risk
Vanguard 500 Index Admiral <i>percentile rank</i> <i># of funds in category</i>	VFIAX	Large Blend Index	24.51 33 1,582	9.97 22 1,450	15.00 19 1,331	12.82 10 993		17.86	1.00	6.59				0.04		3	1-Low	Low Risk
MFS Growth R6 <i>percentile rank</i> <i># of funds in category</i>	MFEKX	Large Growth	36.51 16 1,279	8.57 36 1,200	15.91 43 1,122	15.22 19 884		20.82	0.97	22.26				0.51		4	2-Basic	Low Risk
Invesco Diversified Dividend R6 <i>percentile rank</i> <i># of funds in category</i>	LCEFX	Large Value	12.01 75 1,273	6.46 50 1,193	8.34 80 1,126	7.80 68 890		14.88	0.88	8.35				0.47		3	-	Medium Risk
MFS Mid Cap Growth R6 <i>percentile rank</i> <i># of funds in category</i>	OTCKX	Mid-Cap Growth	15.77 25 580	0.57 27 554	9.12 44 516	11.59 9 415		20.46	0.93	15.62				0.66		4	2-Basic	Low Risk
Vanguard Selected Value Inv <i>percentile rank</i> <i># of funds in category</i>	VASVX	Mid-Cap Value	14.54 27 418	7.85 14 400	11.77 16 385	8.13 27 306		20.35	1.01	19.36				0.43		4	-	Medium Risk
PGIM Jennison Small Company R6 <i>percentile rank</i> <i># of funds in category</i>	PJSQX	Small Growth	8.18 58 610	0.59 15 582	10.65 13 544	8.90 38 426		19.83	0.83	10.60				0.69		3	-	Medium Risk
DFA US Small Cap Value I <i>percentile rank</i> <i># of funds in category</i>	DFS VX	Small Value	15.75 14 507	7.43 9 474	12.25 15 446	7.69 21 354		21.45	0.96	12.35				0.31		2	-	Medium Risk
Non-US Stock																		
American Funds New World R6 <i>percentile rank</i> <i># of funds in category</i>	RNWGX	Diversified Emerging Mkts	11.04 61 845	-2.47 35 758	6.76 15 681	5.65 2 455		16.06	0.79	25.05				0.57		3	1-Low	Medium Risk
American Funds Intl Gr and Inc R6 <i>percentile rank</i> <i># of funds in category</i>	RIGGX	Foreign Large Blend	11.17 44 831	1.35 51 769	6.44 39 718	3.93 60 473		16.85	1.00	15.76				0.54		2	1-Low	Low Risk
Invesco Oppenheimer International Gr R6 <i>percentile rank</i> <i># of funds in category</i>	OIGIX	Foreign Large Growth	7.81 66 429	-1.92 52 409	6.21 50 358	4.26 73 243		21.68	1.21	28.28				0.73		4	-	Low Risk
Vanguard International Value Inv <i>percentile rank</i> <i># of funds in category</i>	VTRIX	Foreign Large Value	6.16 88 376	1.14 81 349	5.89 56 319	3.56 41 210		17.24	0.97	14.10				0.39		3	-	Medium Risk
American Funds Capital World Gr&Inc R6 <i>percentile rank</i> <i># of funds in category</i>	RWIGX	Global Stock	18.47 34 368	4.88 48 348	9.92 42 317	7.96 50 210		16.87	0.99	18.42		-		0.41		2	1-Low	Low Risk

TAX DEFERRED ANNUITY PLAN FOR THE

Screens Summary (Data as of 06-30-2024)

🔴 Fund Removed from Approved List 🟡 Fund on Watch List

Name	Ticker	Asset Class	Trailing Performance and Risk				Management			Style		Expense		ESG Metrics				
			1 Yr	3 Yr	5 Yr	10 Yr	Pass/ Fail	Std Dev 3 Yr %	Beta 3 Yr %	Tenure	Pass/ Fail	Style Box	Pass/ Fail	Exp Ratio	Sustain. Rating Updated	Commit. Level Updated	Carbon Risk Updated	
Alternative																		
PIMCO Commodity Real Ret Strat Instl	PCRIX	Commodities Broad Basket	6.01	4.16	7.97	-1.11	✔	17.00	1.10	5.67	✔	—	—	0.99	✔	2	—	—
<i>percentile rank</i>			50	87	48	71												
<i># of funds in category</i>			113	105	101	66									05-31-2024	—	—	
Vanguard Real Estate Index Admiral	VGSLX	Real Estate	4.75	-2.55	2.96	5.30	✔	21.93	1.02	28.15	✔	—	✔	0.13	✔	3	1-Low	Low Risk
<i>percentile rank</i>			66	77	55	50												
<i># of funds in category</i>			253	240	220	163									05-31-2024	02-15-2022	12-31-2022	
Fixed Income																		
PIMCO International Bond (USD-Hdg) Instl	PFORX	Global Bond	7.17	-0.13	1.17	3.10	✔	5.01	0.58	9.77	✔	—	—	0.63	✔	3	—	—
<i>percentile rank</i>			11	3	12	1												
<i># of funds in category</i>			114	111	103	63									03-31-2024	—	—	
Eaton Vance Income Fund of Boston R6	EIBRX	High Yield Bond	10.04	2.81	4.27	—	✔	7.92	0.92	9.66	✔	—	—	0.66	✔	—	—	—
<i>percentile rank</i>			41	21	21	—												
<i># of funds in category</i>			694	628	595	458												
Vanguard Inflation-Protected Secs Adm	VAIPX	Inflation-Protected Bond	2.69	-1.43	1.96	1.82	✔	7.14	0.99	2.64	✖	—	—	0.10	✔	3	—	—
<i>percentile rank</i>			44	44	43	25												
<i># of funds in category</i>			176	165	159	120									05-31-2024	—	—	
Baird Aggregate Bond Inst	BAGIX	Intermediate-Term Bond	3.69	-2.73	0.24	1.75	✔	7.56	1.01	23.77	✔	📊	—	0.30	✔	4	1-Low	—
<i>percentile rank</i>			23	27	24	11												
<i># of funds in category</i>			556	507	455	317									05-31-2024	02-15-2022	—	
PIMCO Income Instl	PIMIX	Multisector Bond	7.24	1.12	2.67	3.98	✔	6.44	0.81	17.27	✔	—	—	0.62	✔	4	—	—
<i>percentile rank</i>			59	23	27	3												
<i># of funds in category</i>			364	327	277	189									05-31-2024	—	—	
Lincoln Stable Value Account -LNGPA		Stable Value	—	—	—	—	—	—	—	41.19	✔	—	—	—	—	—	—	—
<i>percentile rank</i>			—	—	—	—												
<i># of funds in category</i>			41	—	—	—												
Federated Hermes Govt Ultrashort R6	FGULX	Ultrashort Bond	5.58	2.78	2.15	—	✔	0.94	0.06	26.99	✔	—	—	0.24	✔	—	—	—
<i>percentile rank</i>			69	57	66	—												
<i># of funds in category</i>			258	212	194	122												
Target Date																		
Vanguard Target Retirement 2020 Fund	VTWNX	Target Date	9.24	0.94	5.15	5.35	✔	10.20	0.86	11.36	✔	—	✔	0.08	✔	3	1-Low	—
<i>percentile rank</i>			60	45	43	30												
<i># of funds in category</i>			186	165	141	81									05-31-2024	02-15-2022	—	
Vanguard Target Retirement 2025 Fund	VTTVX	Target Date	11.02	1.51	6.12	6.03	✔	11.79	0.92	11.36	✔	—	✔	0.08	✔	3	1-Low	Low Risk
<i>percentile rank</i>			23	24	29	14												
<i># of funds in category</i>			276	253	209	133									05-31-2024	02-15-2022	12-31-2022	
Vanguard Target Retirement 2030 Fund	VTHRX	Target Date	12.39	2.07	6.95	6.58	✔	12.88	0.94	11.36	✔	—	✔	0.08	✔	3	1-Low	Low Risk
<i>percentile rank</i>			28	28	35	20												
<i># of funds in category</i>			270	249	199	134									05-31-2024	02-15-2022	12-31-2022	

TAX DEFERRED ANNUITY PLAN FOR THE

Screens Summary (Data as of 06-30-2024)

⊖ Fund Removed from Approved List ⚠ Fund on Watch List

Name	Ticker	Asset Class	Trailing Performance and Risk				Management			Style		Expense		ESG Metrics					
			1 Yr	3 Yr	5 Yr	10 Yr	Pass/ Fail	Std Dev 3 Yr %	Beta 3 Yr %	Tenure	Pass/ Fail	Style Box	Pass/ Fail	Exp Ratio	Pass/ Fail	Sustain. Rating	Commit. Level	Carbon Risk	
																	Updated	Updated	Updated
Vanguard Target Retirement 2035 Fund	VTHX	Target Date	13.52	2.65	7.77	7.12	✔	13.72	0.93	11.36	✔	—	✔	0.08	✔	3	1-Low	Low Risk	
<i>percentile rank</i>			47	32	44	38													
<i># of funds in category</i>			265	237	200	128									05-31-2024	02-15-2022	12-31-2022		
Vanguard Target Retirement 2040 Fund	VFORX	Target Date	14.74	3.23	8.59	7.65	✔	14.55	0.94	11.36	✔	—	✔	0.08	✔	3	1-Low	Low Risk	
<i>percentile rank</i>			61	47	50	42													
<i># of funds in category</i>			258	237	200	134									05-31-2024	02-15-2022	12-31-2022		
Vanguard Target Retirement 2045 Fund	VTIVX	Target Date	15.81	3.78	9.40	8.12	✔	15.41	0.96	11.36	✔	—	✔	0.08	✔	3	1-Low	Low Risk	
<i>percentile rank</i>			65	46	42	35													
<i># of funds in category</i>			268	244	204	130									05-31-2024	02-15-2022	12-31-2022		
Vanguard Target Retirement 2050 Fund	VFIFX	Target Date	16.63	4.15	9.68	8.26	✔	15.82	0.96	11.36	✔	—	✔	0.08	✔	3	1-Low	Low Risk	
<i>percentile rank</i>			56	36	38	29													
<i># of funds in category</i>			268	243	202	133									05-31-2024	02-15-2022	12-31-2022		
Vanguard Target Retirement 2055 Fund	VFFVX	Target Date	16.61	4.15	9.67	8.24	✔	15.83	0.96	11.36	✔	—	✔	0.08	✔	3	1-Low	Low Risk	
<i>percentile rank</i>			63	40	43	34													
<i># of funds in category</i>			265	242	205	122									05-31-2024	02-15-2022	12-31-2022		
Vanguard Target Retirement 2060 Fund	VTTSX	Target Date	16.60	4.16	9.68	8.23	✔	15.81	1.25	11.36	✔	—	✔	0.08	✔	3	1-Low	Low Risk	
<i>percentile rank</i>			66	41	45	50													
<i># of funds in category</i>			250	228	186	16									05-31-2024	02-15-2022	12-31-2022		
Vanguard Target Retirement 2065 Fund	VLVX	Target Date	16.63	4.19	9.66	—	✔	15.81	1.25	6.97	✔	—	✔	0.08	✔	3	1-Low	Low Risk	
<i>percentile rank</i>			66	44	61	—													
<i># of funds in category</i>			252	168	32	—									05-31-2024	02-15-2022	12-31-2022		
Vanguard Target Retirement 2070 Fund	VSVNX	Target Date	16.65	—	—	—	—	—	—	2.01	✖	—	✔	0.08	✔	3	—	Low Risk	
<i>percentile rank</i>			63	—	—	—													
<i># of funds in category</i>			252	168	32	—									05-31-2024	—	12-31-2022		
Vanguard Target Retirement Income Fund	VTINX	Target Date	7.96	0.46	3.72	3.95	✔	8.66	0.93	11.36	✔	—	✔	0.08	✔	4	1-Low	—	
<i>percentile rank</i>			58	43	48	31													
<i># of funds in category</i>			207	188	159	102									05-31-2024	02-15-2022	—		

Balanced

American Funds American Balanced R6	RLBGX	Moderate Allocation	16.43	5.19	8.82	8.27	✔	12.28	0.98	25.51	✔	—	✔	0.25	✔	2	1-Low	Low Risk
<i>percentile rank</i>			14	12	19	11												
<i># of funds in category</i>			893	843	795	604									05-31-2024	02-15-2022	12-31-2022	