

American Funds New Perspective R6 RNPGX

Morningstar Category
Global Large-Stock Growth

Morningstar Index
MSCI ACWI NR USD

Portfolio Manager(s)

Robert Lovelace since 12-2000
Joanna Jonsson since 12-2005
Steven Watson since 12-2005
Brady Enright since 12-2005
Noriko Chen since 04-2012
Andraz Razen since 07-2015
Barbara Burtin since 12-2018
Patrice Collette since 12-2018
Kohei Higashi since 12-2020
Anne-Marie Peterson since 12-2020

Quantitative Screens

- Performance: The fund has finished in the Global Large-Stock Growth category's top three quartiles in 10 of the 10 years it's been in existence.
- Management: The fund's management has been in place for 24.59 years.
- Style: The fund has landed in its primary style box — Large Growth — 100 % of the time over the past three years.
- Net Expense: The fund's expense ratio of 0.41 is 61.32% lower than the Global Large-Stock Growth category average.

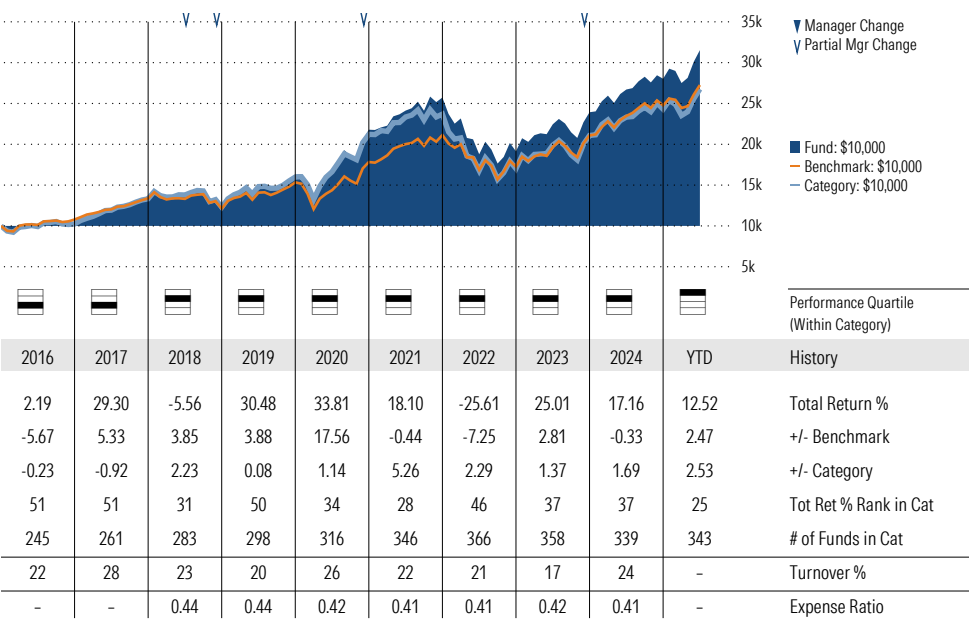
Morningstar Investment Management LLC Analysis

This fund passes all of Morningstar Investment Management's quantitative screens. Morningstar Investment Management has also assessed the fund from a qualitative perspective and, as a fiduciary, is comfortable recommending the fund's use in retirement plans.

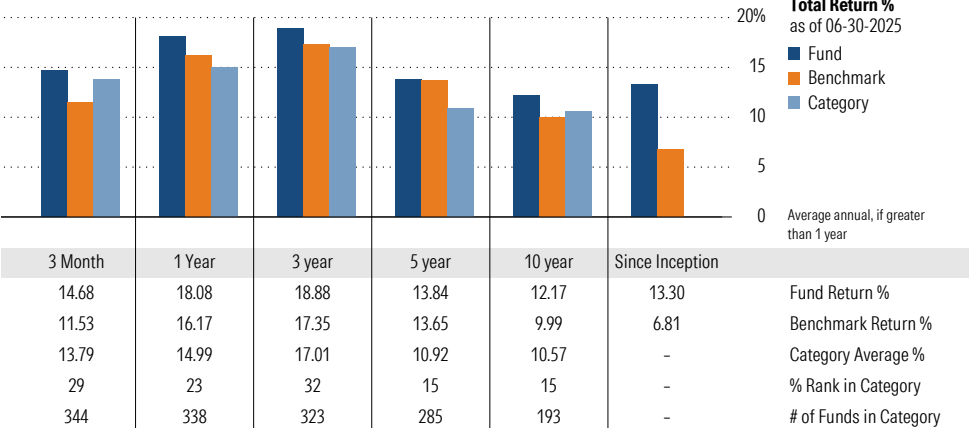
ESG Metrics

Metric	Rating	Updated
Sustainability Rating	2	05-31-2025
Carbon Risk Score	Low Risk	12-31-2022
ESG Commitment	2-Basic	02-15-2022

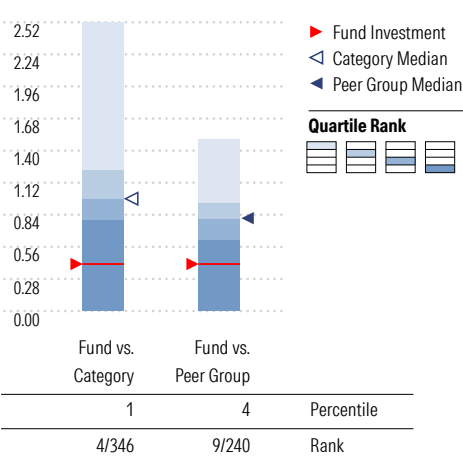
Growth of \$10,000



Trailing Performance



Net Expense



Peer group is a subset of the category and includes funds with the same management style (active vs. passive) and similar share class characteristics.

3-Year Risk Metrics

	Fund	Bmark	Cat
Alpha	0.53	-	-1.26
Beta	1.05	-	1.13
R-Squared	97.08	-	89.00
Standard Deviation	15.79	14.76	17.81
Sharpe Ratio	0.88	0.84	0.75
Tracking Error	2.81	-	6.22
Information Ratio	0.54	-	0.02
Up Capture Ratio	106.22	-	109.40
Down Capture Ratio	103.88	-	115.70

Portfolio Metrics

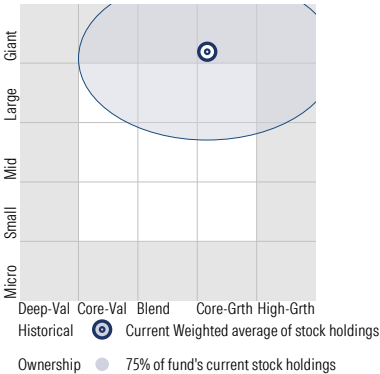
	Fund	Bmark	Cat
Price/Earnings Ratio	24.52	21.93	26.48
Price/Book Ratio	3.69	3.16	4.62
Geom Avg Mkt Cap \$B	166.14	185.31	224.92
ROE	25.42	27.83	29.34

American Funds New Perspective R6 RNPGX

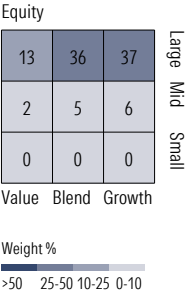
Morningstar Category
Global Large-Stock Growth

Morningstar Index
MSCI ACWI NR USD

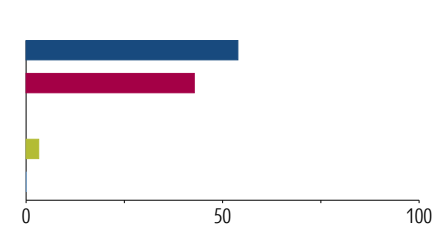
Style Analysis as of 06-30-2025
Morningstar Style Box™



Style Breakdown

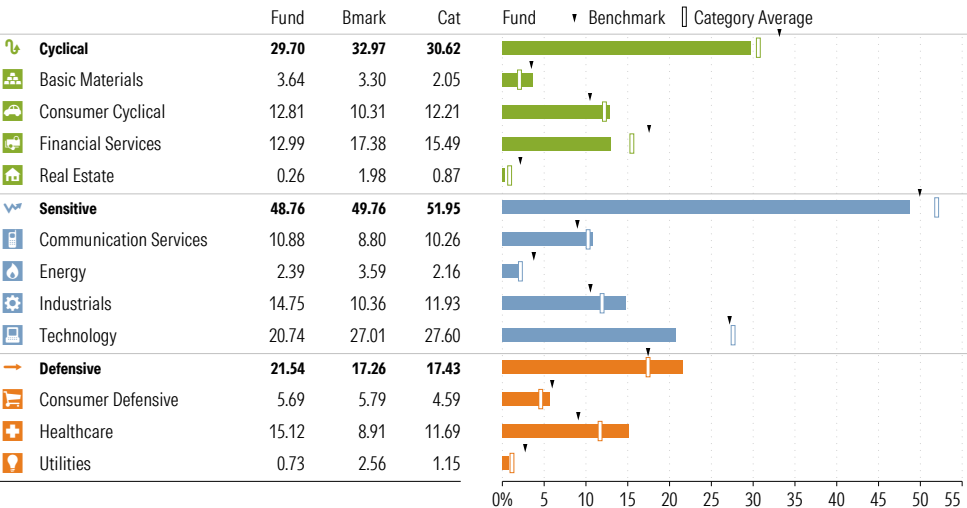


Asset Allocation as of 06-30-2025

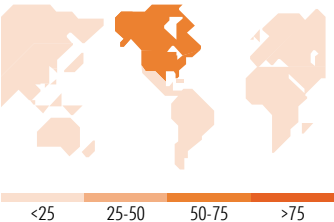


Asset Class	Net %	Cat%
US Stocks	53.89	58.70
Non-US Stocks	42.79	38.91
Bonds	0.00	0.01
Cash	3.21	1.66
Other	0.10	0.73
Total	100.00	100.00

Sector Weighting as of 06-30-2025



World Regions % Equity 06-30-2025



Greater Asia	Fund % 10.36	Cat % 13.47	Americas	Fund % 60.10	Cat % 64.30	Greater Europe	Fund % 29.54	Cat % 22.24	Market Maturity	Fund %
Japan	3.40	4.00	North America	58.76	62.59	United Kingdom	5.90	4.76	Developed Markets	96.42
Australasia	0.41	0.29	Central/Latin	1.34	1.71	W euro-ex UK	23.40	17.20	Emerging Markets	3.58
Asia-4 Tigers	4.56	4.01				Emrgng Europe	0.00	0.00	Not Available	0.00
Asia-ex 4 Tigers	1.99	5.17				Africa	0.24	0.28		
Not Classified	0.00	0.00								

Top 10 Holdings as of 06-30-2025

Name	% Net Asset	Cumulative %	YTD Return %	Morningstar Sector
⊖ Meta Platforms Inc Class A	3.78	3.78	26.24	Communication Svc
⊕ Capital Group Central Cash Fund	3.18	6.96	-	-
⊖ Microsoft Corp	3.05	10.01	18.40	Technology
⊖ Taiwan Semiconductor Manufacturing Co Ltd	2.72	12.73	-	Technology
⊖ Broadcom Inc	2.19	14.91	19.41	Technology
⊖ Tesla Inc	2.04	16.95	-21.34	Consumer Cyclical
⊖ NVIDIA Corp	1.70	18.66	17.66	Technology
⊖ Netflix Inc	1.63	20.28	50.24	Communication Svc
⊕ Eli Lilly and Co	1.58	21.87	1.36	Healthcare
⊕ Essilorluxottica	1.56	23.43	-	Healthcare

Total Holdings 268

⊕ Increase ⊖ Decrease ✨ New to Portfolio

American Funds New World R6 RNWGX

Morningstar Category Diversified Emerging Mkts
Morningstar Index MSCI EM NR USD

Portfolio Manager(s)

Carl Kawaja since 06-1999
Robert Lovelace since 06-1999
Christopher Thomsen since 01-2009
Winnie Kwan since 01-2009
Tomonori Tani since 10-2013
Bradford Freer since 01-2017
Akira Shiraishi since 01-2017
Lisa Thompson since 10-2019
Kirstie Spence since 12-2019
Dawid Justus since 01-2020
Piyada Phanaphat since 01-2020
Matt Hochstetler since 01-2024

Quantitative Screens

- Performance: The fund has finished in the Diversified Emerging Mkts category's top three quartiles in 10 of the 10 years it's been in existence.
- Management: The fund's management has been in place for 26.05 years.
- Style: The fund has landed in its primary style box — Large Growth — 100 % of the time over the past three years.
- Net Expense: The fund's expense ratio of 0.57 is 47.71% lower than the Diversified Emerging Mkts category average.

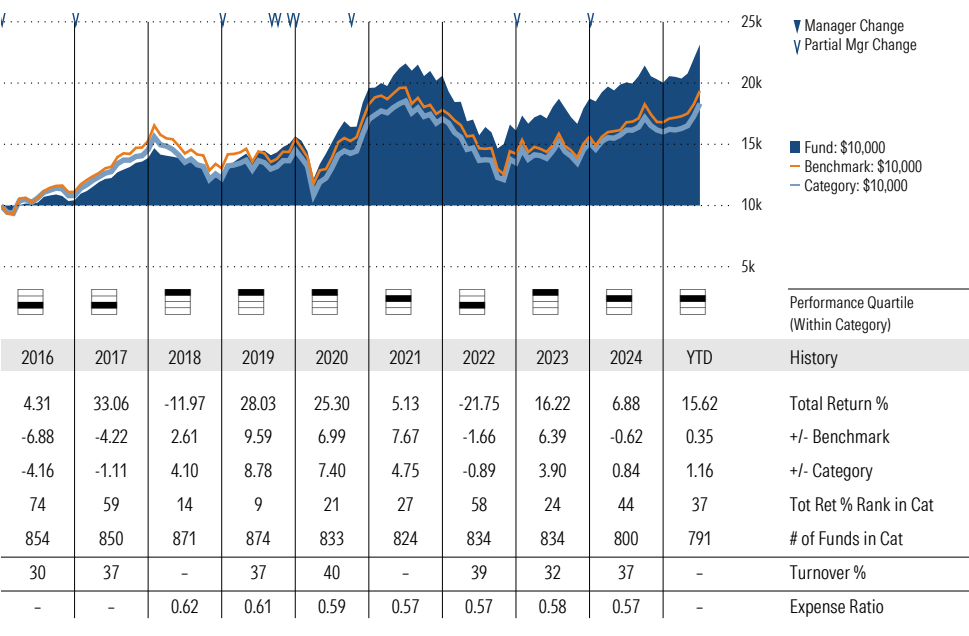
Morningstar Investment Management LLC Analysis

This fund passes all of Morningstar Investment Management's quantitative screens. Morningstar Investment Management has also assessed the fund from a qualitative perspective and, as a fiduciary, is comfortable recommending the fund's use in retirement plans.

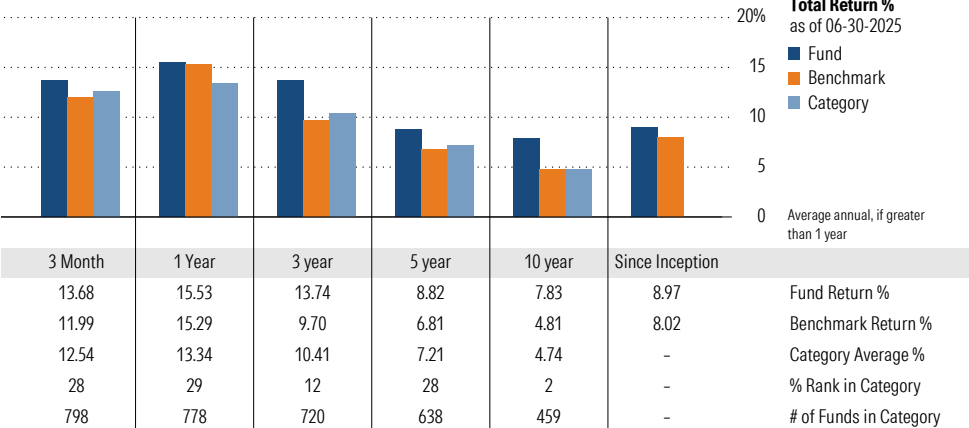
ESG Metrics

Metric	Rating	Updated
Sustainability Rating	3	05-31-2025
Carbon Risk Score	Medium Risk	12-31-2022
ESG Commitment	1-Low	02-15-2022

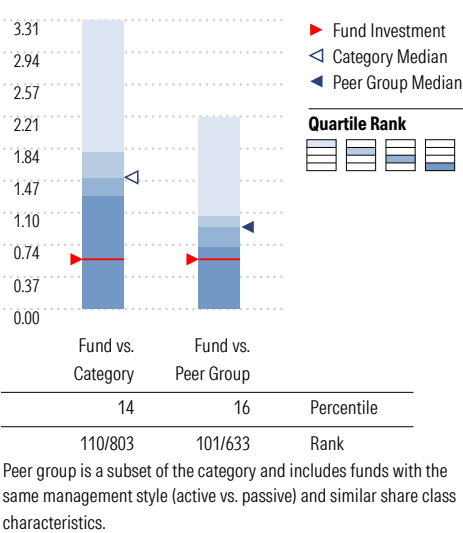
Growth of \$10,000



Trailing Performance



Net Expense



3-Year Risk Metrics

	Fund	Bmark	Cat
Alpha	6.00	-	1.27
Beta	0.74	-	0.91
R-Squared	80.40	-	88.53
Standard Deviation	14.09	17.14	16.60
Sharpe Ratio	0.65	0.35	0.38
Tracking Error	7.69	-	5.58
Information Ratio	0.52	-	0.04
Up Capture Ratio	83.69	-	92.23
Down Capture Ratio	55.49	-	86.22

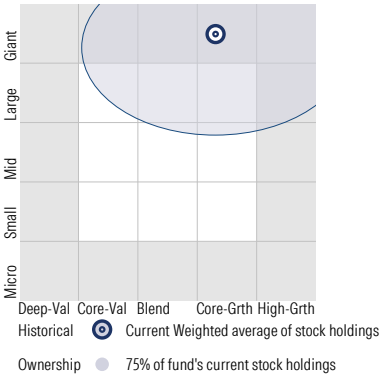
Portfolio Metrics

	Fund	Bmark	Cat
Price/Earnings Ratio	17.86	14.23	13.97
Price/Book Ratio	2.86	1.84	1.93
Geom Avg Mkt Cap \$B	72.23	55.18	63.20
ROE	25.07	18.84	20.02

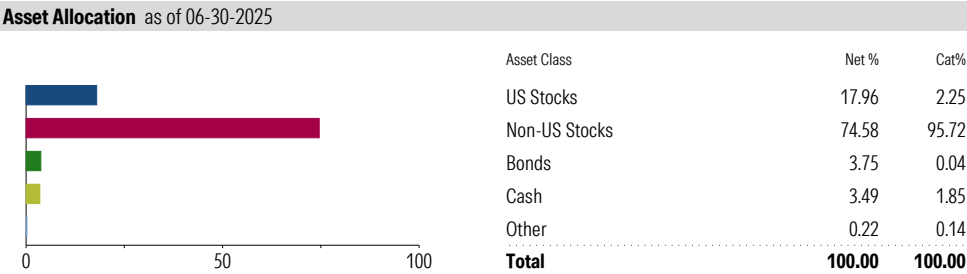
American Funds New World R6 RNWGX

Morningstar Category Diversified Emerging Mkts
Morningstar Index MSCI EM NR USD

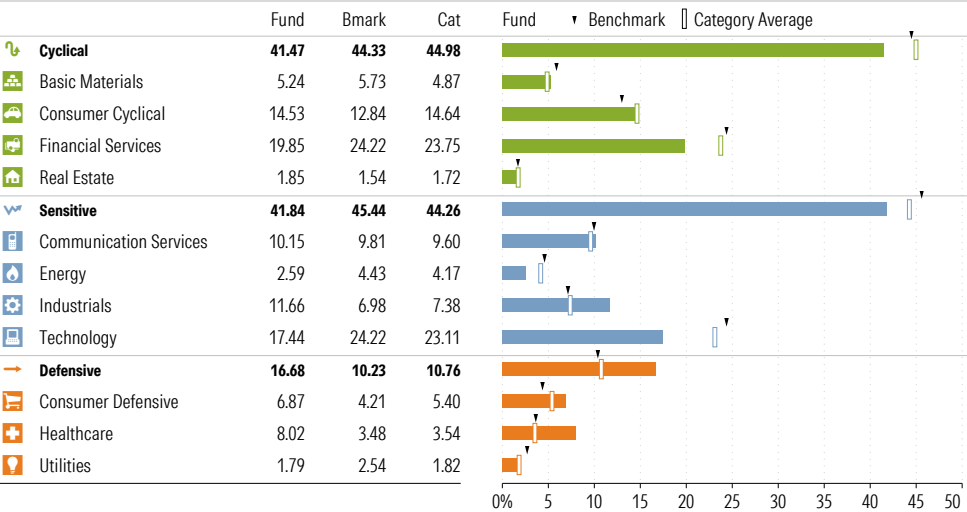
Style Analysis as of 06-30-2025
Morningstar Style Box™



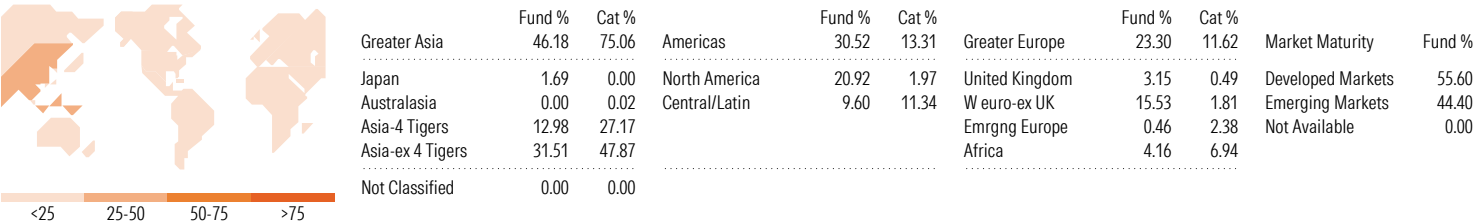
Style Breakdown



Sector Weighting as of 06-30-2025



World Regions % Equity 06-30-2025



Top 10 Holdings as of 06-30-2025

Name	% Net Asset	Cumulative %	YTD Return %	Morningstar Sector
⊕ Taiwan Semiconductor Manufacturing Co Ltd	5.58	5.58	-	Technology
⊕ Capital Group Central Cash Fund	3.62	9.20	-	-
⊕ MercadoLibre Inc	2.17	11.37	53.70	Consumer Cyclical
⊖ Microsoft Corp	1.95	13.32	18.40	Technology
⊕ Meta Platforms Inc Class A	1.75	15.06	26.24	Communication Svc
⊖ Tencent Holdings Ltd	1.69	16.75	-	Communication Svc
⊖ Airbus SE	1.33	18.09	-	Industrials
⊕ Banco Bilbao Vizcaya Argentaria SA	1.32	19.40	-	Financial Services
⊕ SK Hynix Inc	1.20	20.60	-	Technology
⊕ Kweichow Moutai Co Ltd Class A	1.16	21.76	-	Consumer Defensive

Total Holdings 585

⊕ Increase ⊖ Decrease ✨ New to Portfolio

American Funds Washington Mutual R6 RWMGX

Morningstar Category
Large Blend

Morningstar Index
S&P 500 TR USD

Portfolio Manager(s)

Alan Berro since 07-1997
Diana Wagner since 06-2014
Jin Lee since 07-2014
Eric Stern since 11-2014
Irfan Furniturewala since 06-2015
Emme Kozloff since 07-2016
Mark Casey since 07-2016
Aline Avzaradel since 07-2021

Quantitative Screens

- Performance: The fund has finished in the Large Blend category's top three quartiles in 7 of the 10 years it's been in existence.
- Management: The fund's management has been in place for 28.02 years.
- Style: The fund has landed in its primary style box — Large Blend — 100 % of the time over the past three years.
- Net Expense: The fund's expense ratio of 0.26 is 63.38% lower than the Large Blend category average.

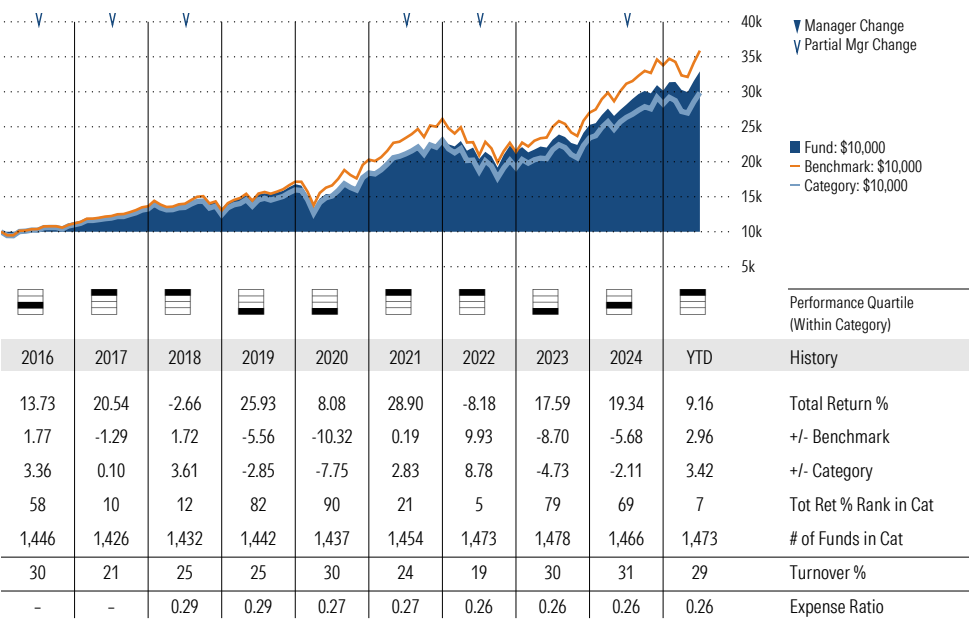
Morningstar Investment Management LLC Analysis

This fund passes all of Morningstar Investment Management's quantitative screens. Morningstar Investment Management has also assessed the fund from a qualitative perspective and, as a fiduciary, is comfortable recommending the fund's use in retirement plans.

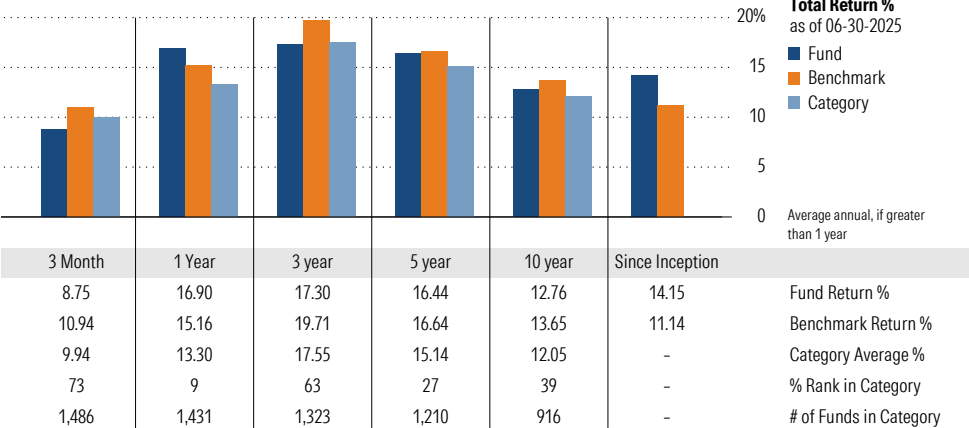
ESG Metrics

Metric	Rating	Updated
Sustainability Rating	2	04-30-2025
Carbon Risk Score	Low Risk	12-31-2022
ESG Commitment	1-Low	02-15-2022

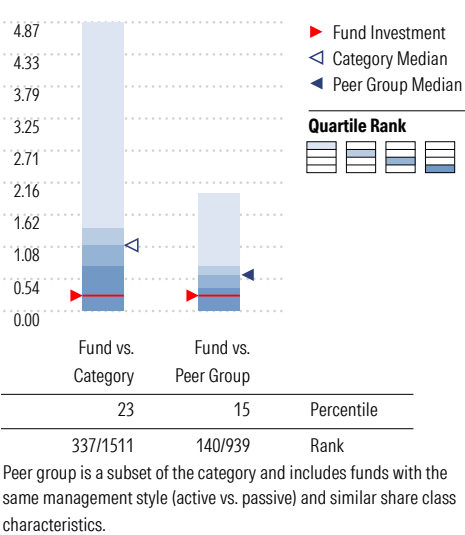
Growth of \$10,000



Trailing Performance



Net Expense



3-Year Risk Metrics

	Fund	Bmark	Cat
Alpha	1.41	-	-1.12
Beta	0.80	-	0.98
R-Squared	91.62	-	94.55
Standard Deviation	13.23	15.80	15.86
Sharpe Ratio	0.92	0.92	0.82
Tracking Error	4.95	-	3.21
Information Ratio	-0.49	-	-1.48
Up Capture Ratio	84.45	-	95.68
Down Capture Ratio	80.35	-	101.04

Portfolio Metrics

	Fund	Bmark	Cat
Price/Earnings Ratio	24.30	26.71	26.89
Price/Book Ratio	3.98	4.89	5.30
Geom Avg Mkt Cap \$B	208.05	379.44	435.89
ROE	29.25	34.44	34.20

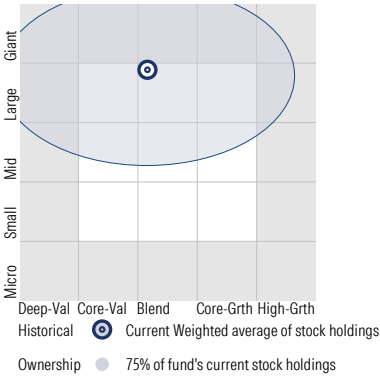
American Funds Washington Mutual R6 RWMGX

Morningstar Category
Large Blend

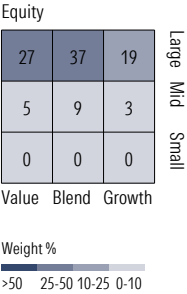
Morningstar Index
S&P 500 TR USD

Style Analysis as of 06-30-2025

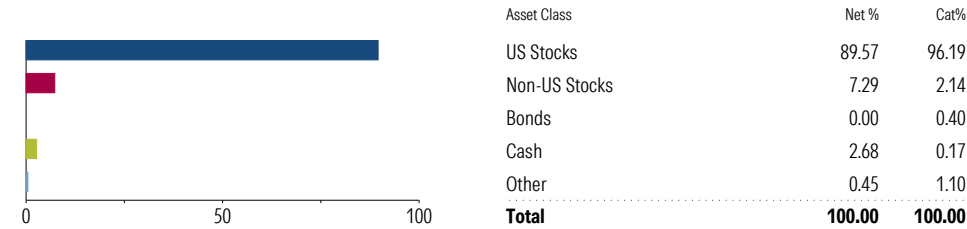
Morningstar Style Box™



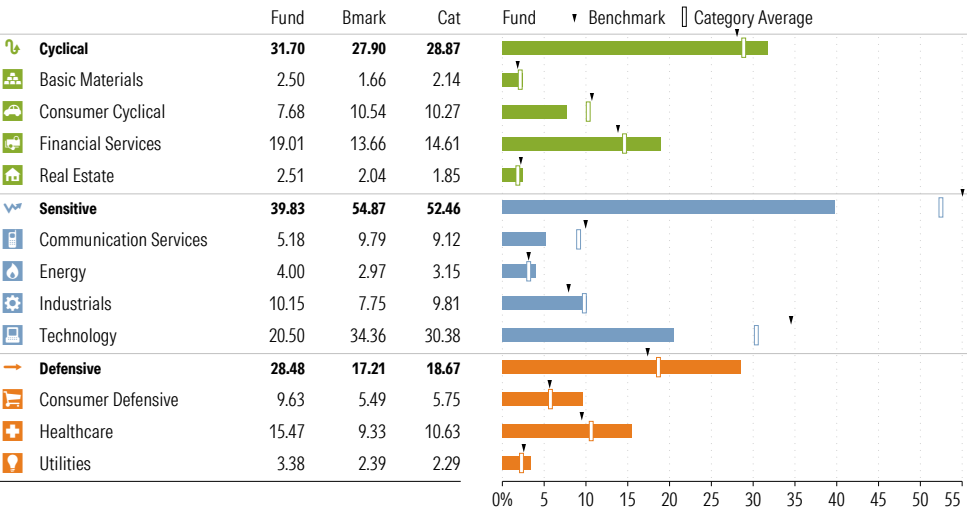
Style Breakdown



Asset Allocation as of 06-30-2025



Sector Weighting as of 06-30-2025



Top 15 Holdings as of 06-30-2025

Name	% Net Asset	Cumulative %	YTD Return %	Morningstar Sector
⊖ Broadcom Inc	5.29	5.29	19.41	Technology
⊕ Microsoft Corp	5.10	10.38	18.40	Technology
⊕ Philip Morris International Inc	3.68	14.06	53.58	Consumer Defensive
⊕ UnitedHealth Group Inc	2.70	16.76	-37.48	Healthcare
⊕ Capital Group Central Cash Fund	2.65	19.40	-	-
⊖ Marsh & McLennan Companies Inc	2.55	21.96	3.70	Financial Services
⊕ Apple Inc	2.47	24.43	-17.87	Technology
⊖ Eli Lilly and Co	2.22	26.65	1.36	Healthcare
⊖ JPMorgan Chase & Co	1.56	28.21	22.05	Financial Services
⊕ Visa Inc Class A	1.48	29.68	12.72	Financial Services
⊕ Abbott Laboratories	1.46	31.14	21.29	Healthcare
⊕ BlackRock Inc	1.45	32.59	3.37	Financial Services
⊕ Amgen Inc	1.37	33.96	8.95	Healthcare
⊕ NVIDIA Corp	1.37	35.33	17.66	Technology
⊖ AbbVie Inc	1.30	36.63	6.30	Healthcare

Total Holdings 186

⊕ Increase ⊖ Decrease ✨ New to Portfolio

Baird Aggregate Bond Inst BAGIX

Morningstar Category
Intermediate Core Bond

Morningstar Index
Bloomberg US Agg Bond TR USD

Portfolio Manager(s)

M. Sharon deGuzman since 09-2000
Mary Ellen Stanek since 09-2000
Warren Pierson since 09-2000
Charles Groeschell since 09-2000
Meghan Dean since 05-2019
Jay Schwister since 05-2019
Jeffrey Schrom since 05-2019
Patrick Brown since 05-2021
Abhishek Pulakanti since 05-2022
Andrew O'Connell since 05-2022

Quantitative Screens

- Performance: The fund has finished in the Intermediate Core Bond category's top three quartiles in 10 of the 10 years it's been in existence.
- Management: The fund's management has been in place for 24.77 years.

Style Consistency is not calculated for Fixed Income funds.

- Net Expense: The fund's expense ratio of 0.3 is 40% lower than the Intermediate Core Bond category average.

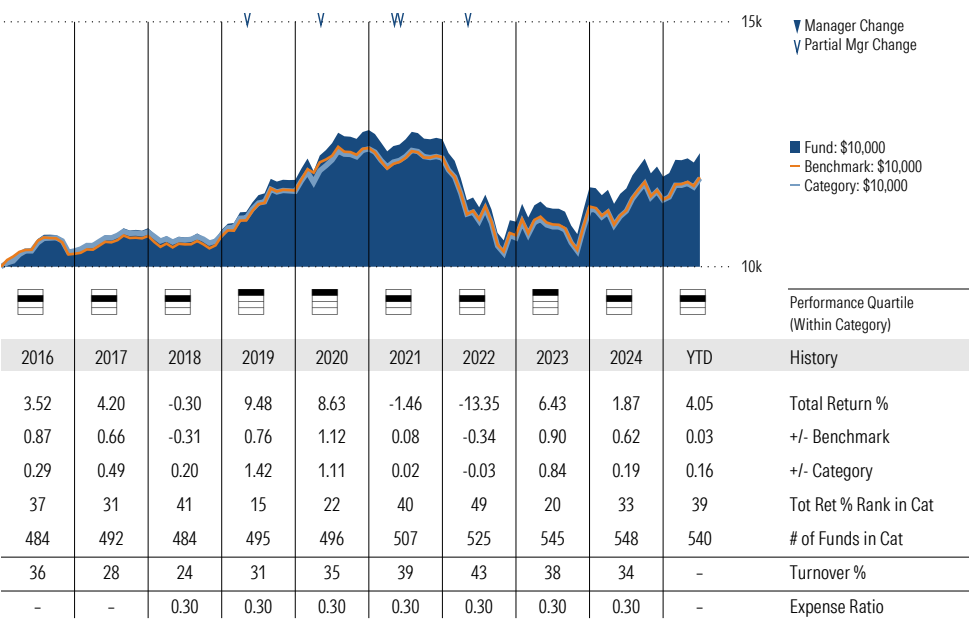
Morningstar Investment Management LLC Analysis

This fund passes all of Morningstar Investment Management's quantitative screens. Morningstar Investment Management has also assessed the fund from a qualitative perspective and, as a fiduciary, is comfortable recommending the fund's use in retirement plans.

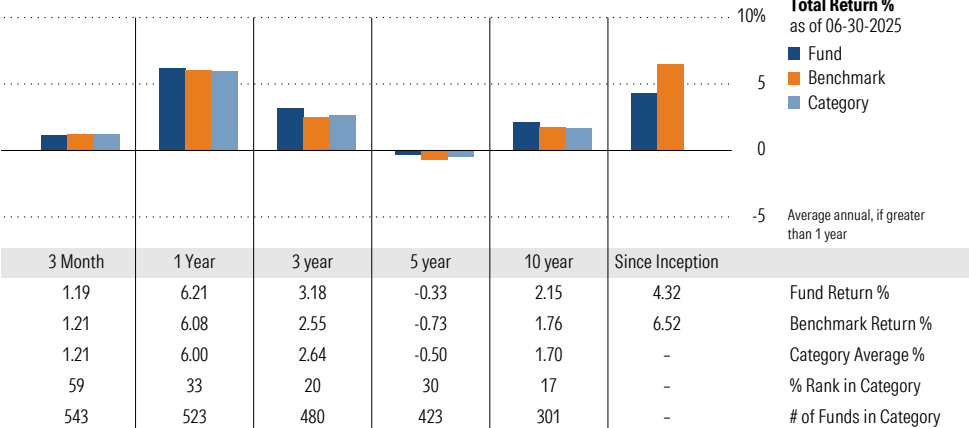
ESG Metrics

Metric	Rating	Updated
Sustainability Rating	4	05-31-2025
ESG Commitment	1-Low	02-15-2022

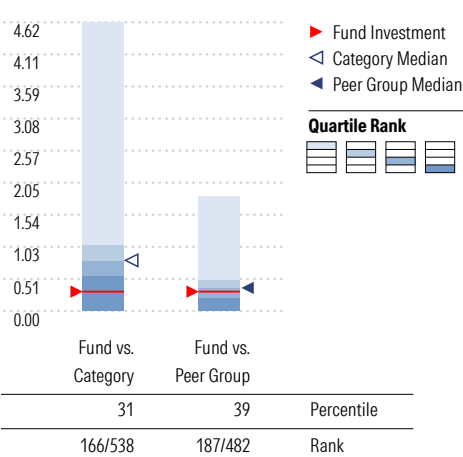
Growth of \$10,000



Trailing Performance



Net Expense



Peer group is a subset of the category and includes funds with the same management style (active vs. passive) and similar share class characteristics.

3-Year Risk Metrics

	Fund	Bmark	Cat
Alpha	0.60	-	0.08
Beta	1.01	-	0.98
R-Squared	99.70	-	98.46
Standard Deviation	7.36	7.30	7.25
Sharpe Ratio	-0.19	-0.28	-0.27
Tracking Error	0.41	-	0.84
Information Ratio	1.55	-	-0.03
Up Capture Ratio	102.44	-	98.39
Down Capture Ratio	96.29	-	97.58

Portfolio Metrics

	Fund	Bmark	Cat
Avg Eff Duration	6.09	4.43	5.70
Avg Eff Maturity	8.13	-	8.66

Baird Aggregate Bond Inst BAGIX

Morningstar Category
Intermediate Core Bond

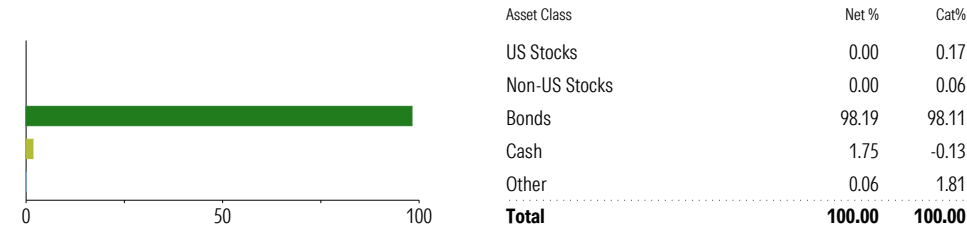
Morningstar Index
Bloomberg US Agg Bond TR USD

Style Analysis as of 06-30-2025

Style Breakdown



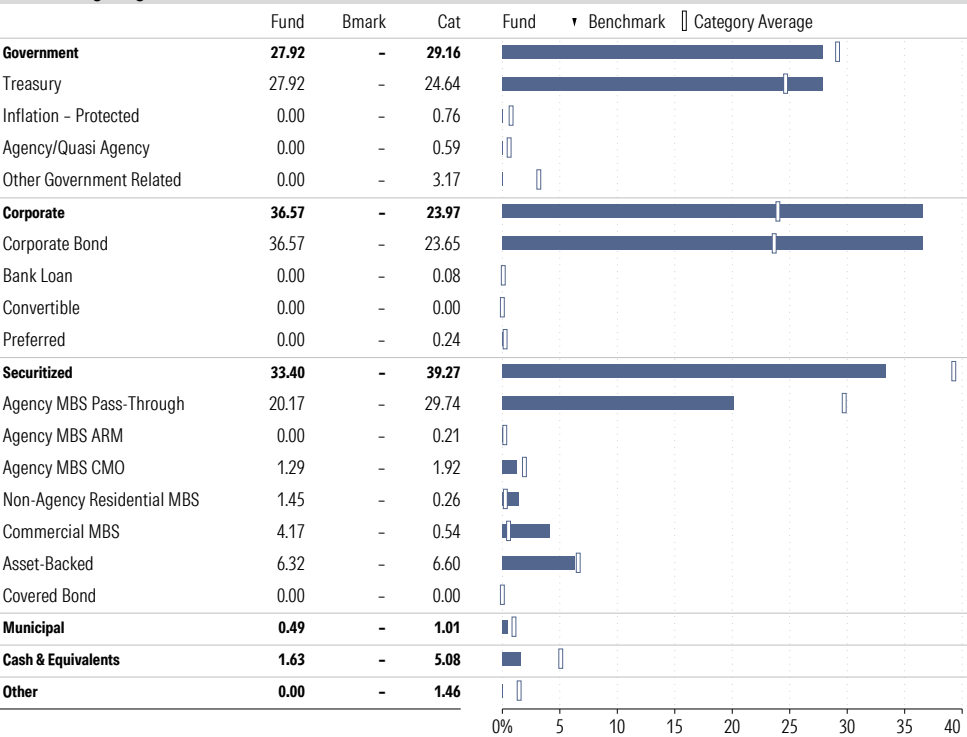
Asset Allocation as of 06-30-2025



Credit Rating Breakdown

	Fund	Bmark	Cat
AAA	62.90	3.53	16.42
AA	3.20	74.59	47.36
A	13.00	10.82	22.38
BBB	20.70	8.32	11.54
BB	0.20	0.28	0.68
B	0.00	0.00	0.29
Below B	0.00	0.00	0.07
Not Rated	0.00	2.46	1.25

Sector Weighting as of 06-30-2025



Top 10 Holdings as of 06-30-2025

Name	Maturity Date	% Net Asset	Cumulative %	Fixed Income Sector
United States Treasury Notes 4.25%	01-2028	2.56	2.56	-
⊕ United States Treasury Notes 1.88%	02-2032	1.69	4.24	-
United States Treasury Bonds 3.88%	05-2043	1.63	5.87	-
⊖ First American Government Obligs U	02-2030	1.57	7.44	-
United States Treasury Bonds 2.88%	05-2043	1.53	8.97	-
United States Treasury Bonds 2.38%	02-2042	1.49	10.46	-
United States Treasury Bonds 3.38%	08-2042	1.32	11.79	-
⊖ United States Treasury Bonds 2.88%	05-2052	1.31	13.09	-
United States Treasury Notes 3.88%	11-2027	1.29	14.39	-
United States Treasury Notes 2.38%	03-2029	1.17	15.56	-

Total Holdings 1931

⊕ Increase ⊖ Decrease ✱ New to Portfolio

BlackRock Global Allocation Instl MALOX

Morningstar Category
Global Moderate Allocation

Morningstar Index
Morningstar Mod Tgt Risk TR USD

Portfolio Manager(s)

Russ Koesterich since 01-2017
Rick Rieder since 04-2019

Quantitative Screens

- ✓ Performance: The fund has finished in the Global Moderate Allocation category's top three quartiles in 8 of the 10 years it's been in existence.
- ✓ Management: The fund's management has been in place for 8.5 years.
- ✗ Style: The fund has landed in its primary style box — Large Blend — 60.87 % of the time over the past three years.
- ✓ Net Expense: The fund's expense ratio of 0.85 is 15% lower than the Global Moderate Allocation category average.

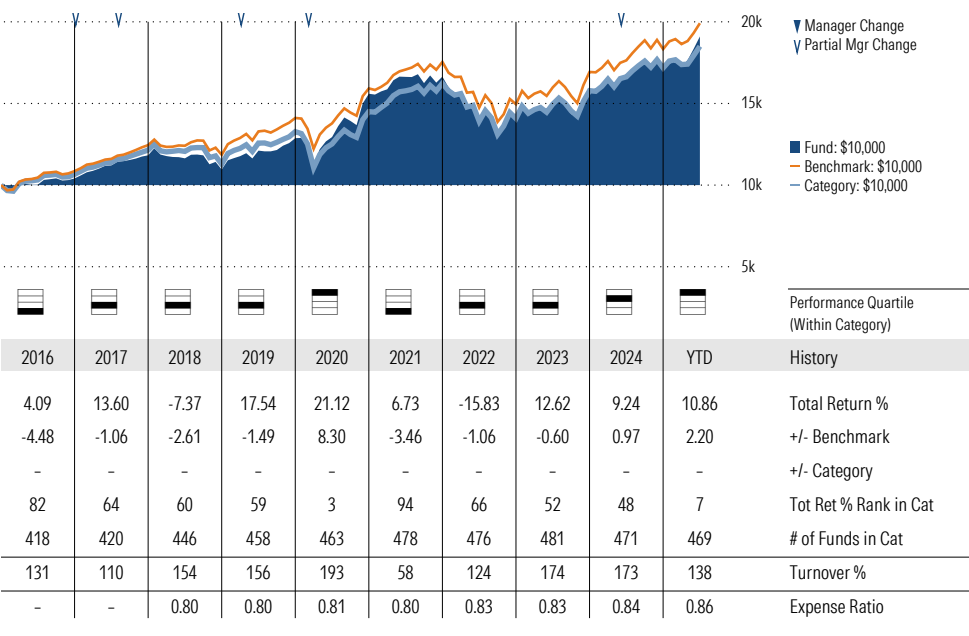
Morningstar Investment Management LLC Analysis

This allocation fund fails the style consistency screen because the equity portion of the fund can move within the Stylebox at times. This is not surprising, given that part of the equity bucket is dedicated to a thematic sleeve, that can lead to different parts of the stock market depending on which themes are in play. But, as a broad, global allocation fund, we are not concerned with this screen failure.

ESG Metrics

Metric	Rating	Updated
Sustainability Rating	3	05-31-2025
Carbon Risk Score	Low Risk	09-30-2022

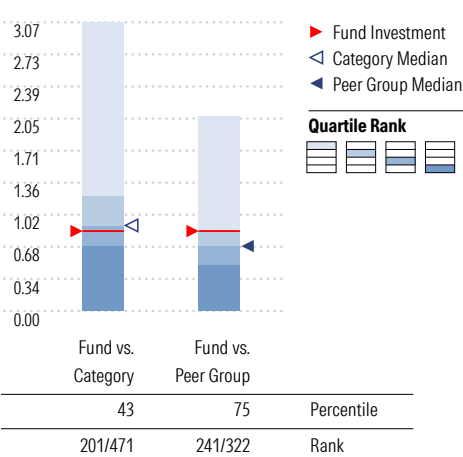
Growth of \$10,000



Trailing Performance



Net Expense



3-Year Risk Metrics

	Fund	Bmark	Cat
Alpha	0.87	-	0.16
Beta	0.96	-	0.94
R-Squared	95.26	-	93.16
Standard Deviation	11.31	11.45	11.19
Sharpe Ratio	0.57	0.52	0.49
Tracking Error	2.50	-	2.87
Information Ratio	0.22	-	-0.12
Up Capture Ratio	101.96	-	95.62
Down Capture Ratio	99.46	-	95.59

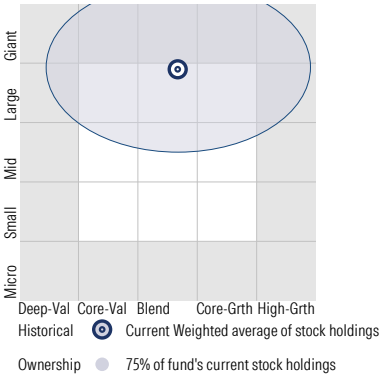
Portfolio Metrics

	Fund	Bmark	Cat
Price/Earnings Ratio	21.07	20.19	20.72
Price/Book Ratio	3.10	2.52	2.67
Avg Eff Duration	6.65	-	5.04

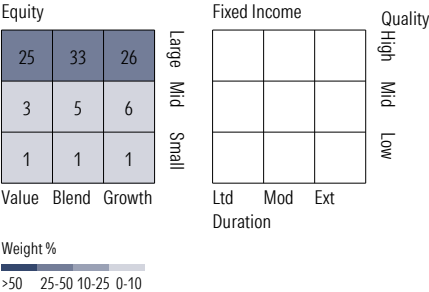
BlackRock Global Allocation Instl MALOX

Morningstar Category Global Moderate Allocation Morningstar Index Morningstar Mod Tgt Risk TR USD

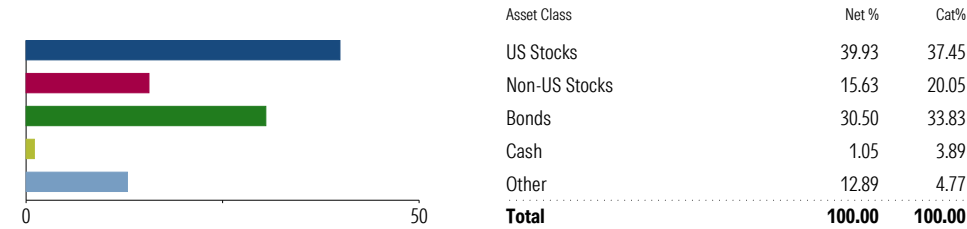
Style Analysis as of 06-30-2025 Morningstar Style Box™



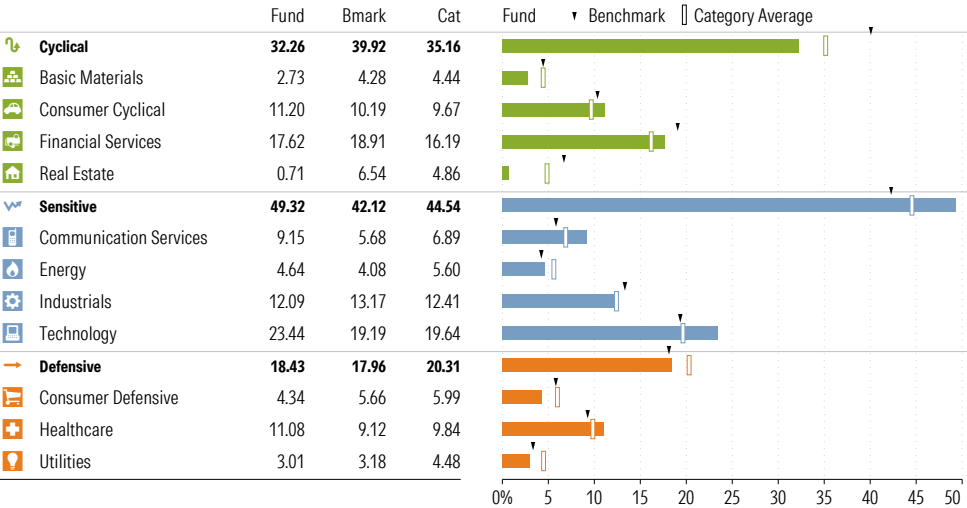
Style Breakdown



Asset Allocation as of 06-30-2025



Sector Weighting as of 06-30-2025



Top 10 Holdings as of 06-30-2025

Name	Maturity Date	% Net Asset	Cumulative %	YTD Return %	Morningstar Sector
⊕ JPY/USD Purchased	06-2025	5.86	5.86	-	-
⊖ JPY/USD Purchased	06-2025	5.67	11.53	-	-
⊖ E-mini Nasdaq 100 Future June 25	06-2025	4.25	15.78	-	-
⊕ 1Y Rtr 3.500000 22-Apr-2026 1	-	4.16	19.93	-	-
⊕ USD CASH(Committed)	05-2025	3.16	23.09	-	-
⊖ 1Y Rtr 3.100000 22-Apr-2026 1	-	3.03	26.12	-	-
✱ Cash Offset	-	2.94	29.06	-	-
⊕ CHF/USD Purchased	06-2025	2.64	31.70	-	-
⊖ CHF/USD Purchased	06-2025	2.47	34.16	-	-
⊕ SPDR® Gold Shares	-	2.31	36.47	-	-

Total Holdings 3255

⊕ Increase ⊖ Decrease ✱ New to Portfolio

BlackRock Inflation Protected Bond Instl BPRIX

Morningstar Category
Inflation-Protected Bond

Morningstar Index
Bloomberg US Treasury US TIPS TR USD

Portfolio Manager(s)

David Rogal since 03-2018
Harrison Segall since 02-2024
Johan Sjogren since 02-2024

Quantitative Screens

- Performance: The fund has finished in the Inflation-Protected Bond category's top three quartiles in 10 of the 10 years it's been in existence.
- Management: The fund's management has been in place for 7.3 years.

Style Consistency is not calculated for Fixed Income funds.

Net Expense: The fund's expense ratio of 1.09 is 60.29% higher than the Inflation-Protected Bond category average.

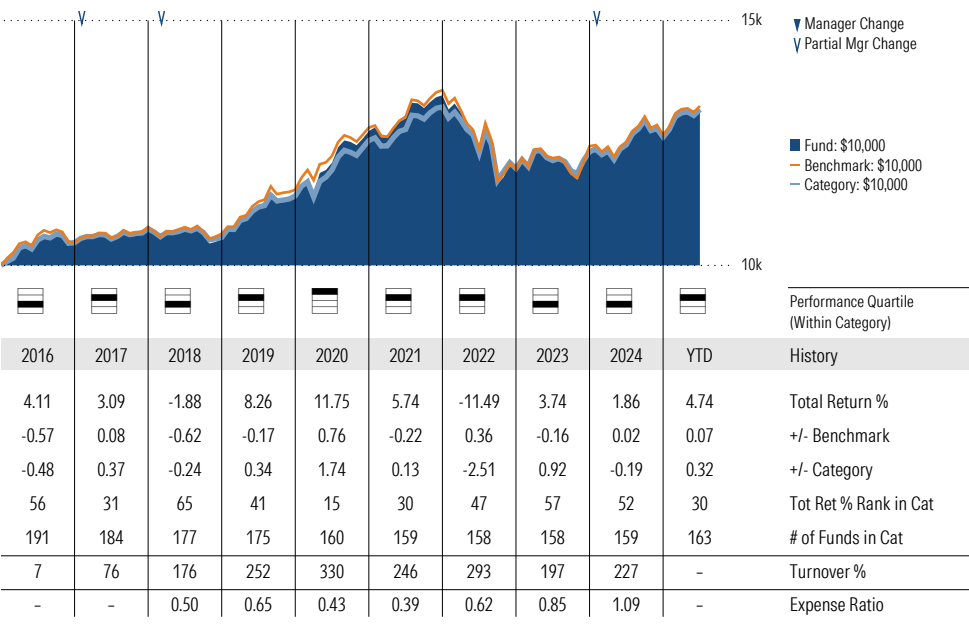
Morningstar Investment Management LLC Analysis

This fund fails our expense screen with fees that are higher than the broad category average. Plan costs are sometimes wrapped into fund fees, but because costs are predictive of a fund's future relative performance, we would still like to see lower overall expenses here.

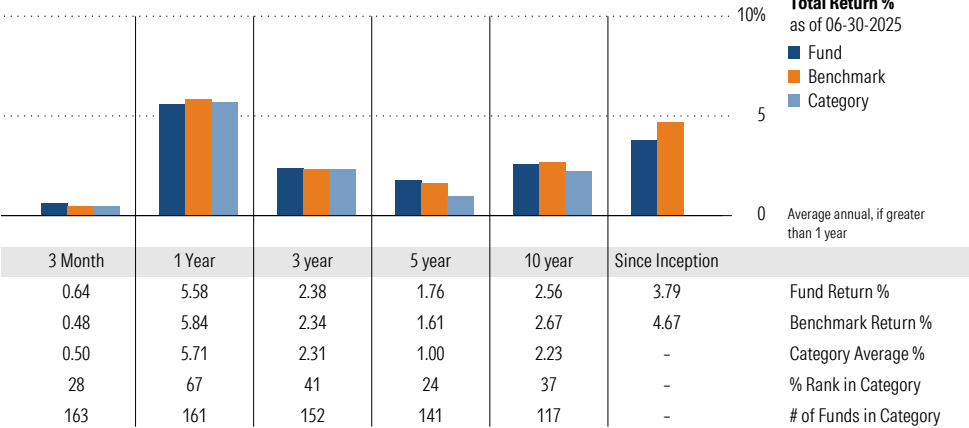
ESG Metrics

Metric	Rating	Updated
Sustainability Rating	3	05-31-2025

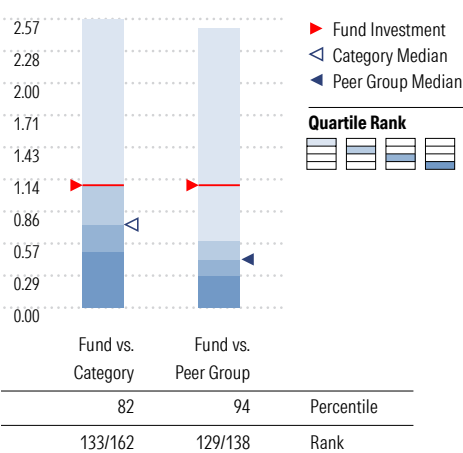
Growth of \$10,000



Trailing Performance



Net Expense



Peer group is a subset of the category and includes funds with the same management style (active vs. passive) and similar share class characteristics.

3-Year Risk Metrics

	Fund	Bmark	Cat
Alpha	0.00	-	-0.08
Beta	1.02	-	0.99
R-Squared	99.37	-	95.94
Standard Deviation	7.01	6.85	7.46
Sharpe Ratio	-0.31	-0.33	-0.34
Tracking Error	0.57	-	1.65
Information Ratio	0.07	-	-0.37
Up Capture Ratio	101.23	-	99.05
Down Capture Ratio	101.05	-	100.53

Portfolio Metrics

	Fund	Bmark	Cat
Avg Eff Duration	6.41	4.52	5.95
Avg Eff Maturity	-	-	6.74

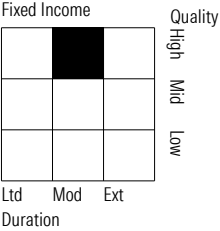
BlackRock Inflation Protected Bond Instl BPRIX

Morningstar Category
Inflation-Protected Bond

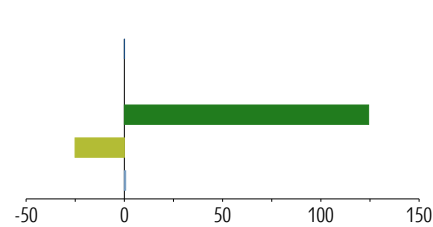
Morningstar Index
Bloomberg US Treasury US TIPS TR USD

Style Analysis as of 06-30-2025

Style Breakdown



Asset Allocation as of 06-30-2025

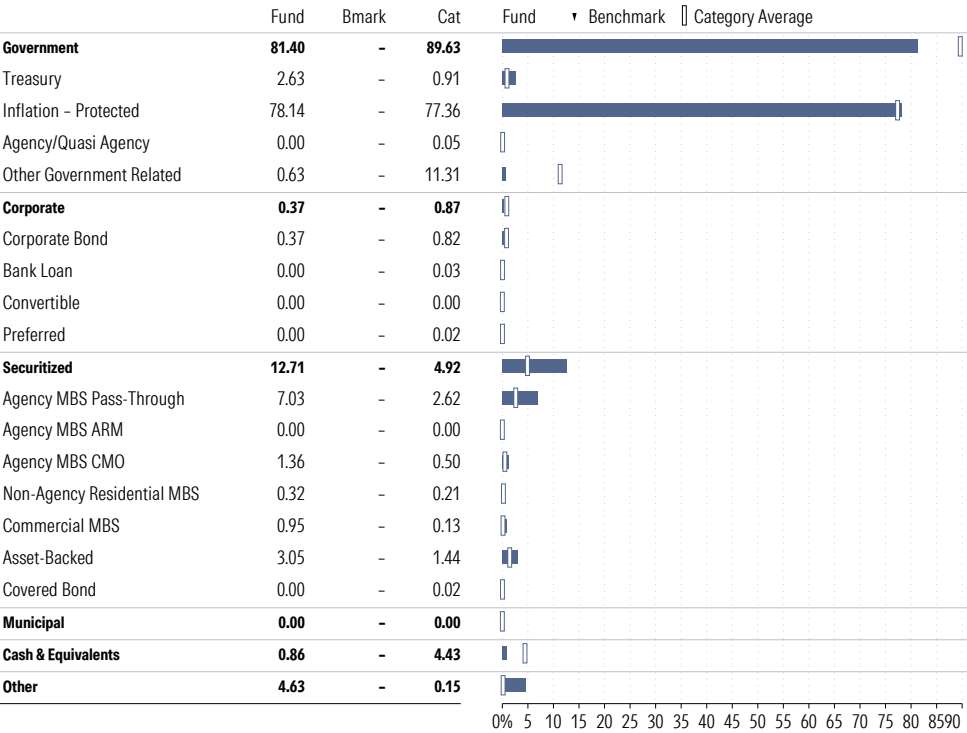


Asset Class	Net %	Cat%
US Stocks	0.10	0.24
Non-US Stocks	0.00	0.00
Bonds	124.31	108.21
Cash	-25.09	-7.08
Other	0.68	-1.37
Total	100.00	100.00

Credit Rating Breakdown

	Fund	Bmark	Cat
AAA	2.48	0.00	15.23
AA	93.00	99.60	80.62
A	0.65	0.00	0.49
BBB	0.48	0.00	0.74
BB	0.39	0.00	0.16
B	0.07	0.00	0.08
Below B	0.00	0.00	0.07
Not Rated	2.93	0.40	2.61

Sector Weighting as of 06-30-2025



Top 10 Holdings as of 06-30-2025

Name	Maturity Date	% Net Asset	Cumulative %	Fixed Income Sector
⊖ USD CASH(Alpha Committed)	06-2025	8.74	8.74	-
⊕ United States Treasury Notes	10-2029	4.58	13.32	-
⊕ Federal National Mortgage Association	06-2025	4.44	17.77	-
⊕ United States Treasury Notes	01-2035	4.32	22.08	-
⊖ RRP TREASURY (CPI) NOTE 1.625 15-O USBI	06-2025	3.94	26.03	-
⊖ United States Treasury Notes	07-2034	3.84	29.87	-
⊖ United States Treasury Notes	01-2034	3.74	33.60	-
⊖ RRP TREASURY (CPI) NOTE 1.875 15-J HSSUS	06-2025	3.73	37.33	-
⊖ United States Treasury Notes	07-2032	3.52	40.86	-
⊖ United States Treasury Notes	07-2033	3.44	44.30	-

Total Holdings 338

⊕ Increase ⊖ Decrease ✱ New to Portfolio

DFA International Value I DFIVX

Morningstar Category
Foreign Large Value

Morningstar Index
MSCI EAFE NR USD

Portfolio Manager(s)

Jed Fogdall since 02-2010
Joel Schneider since 02-2022
Brendan McAndrews since 02-2025

Quantitative Screens

- Performance: The fund has finished in the Foreign Large Value category's top three quartiles in 8 of the 10 years it's been in existence.
- Management: The fund's management has been in place for 15.35 years.
- Style: The fund has landed in its primary style box — Large Value — 100 % of the time over the past three years.
- Net Expense: The fund's expense ratio of 0.28 is 70.53% lower than the Foreign Large Value category average.

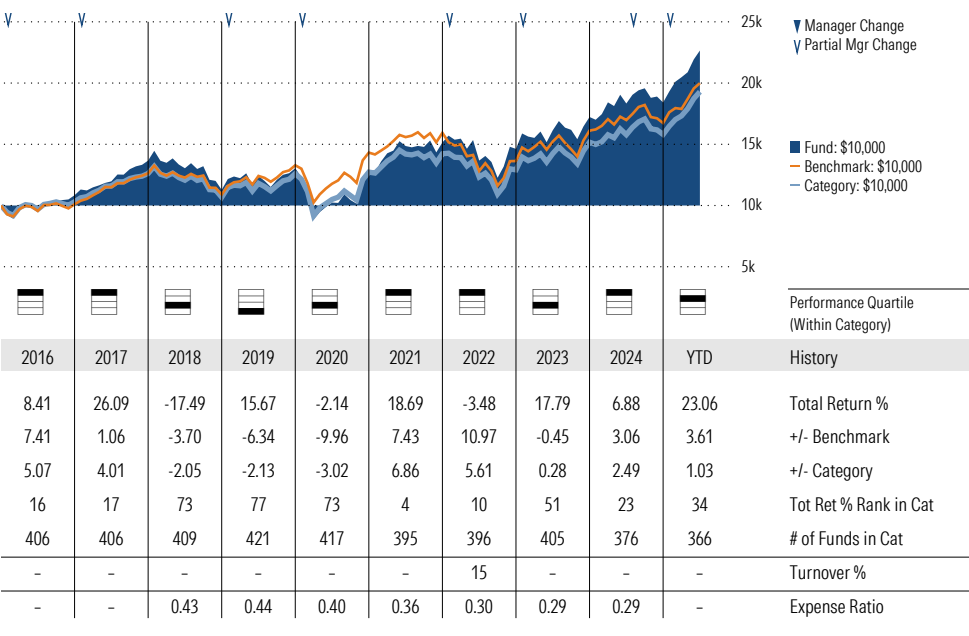
Morningstar Investment Management LLC Analysis

This fund passes all of Morningstar Investment Management's quantitative screens. Morningstar Investment Management has also assessed the fund from a qualitative perspective and, as a fiduciary, is comfortable recommending the fund's use in retirement plans.

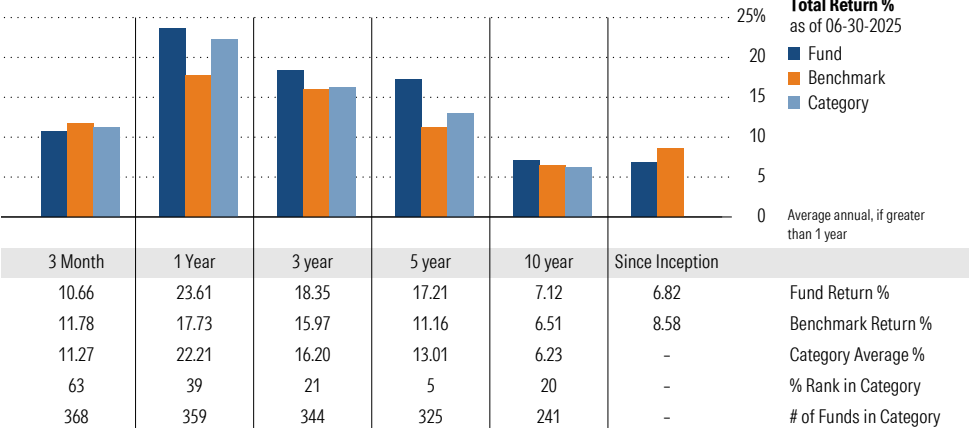
ESG Metrics

Metric	Rating	Updated
Sustainability Rating	1	05-31-2025
Carbon Risk Score	Medium Risk	12-31-2022

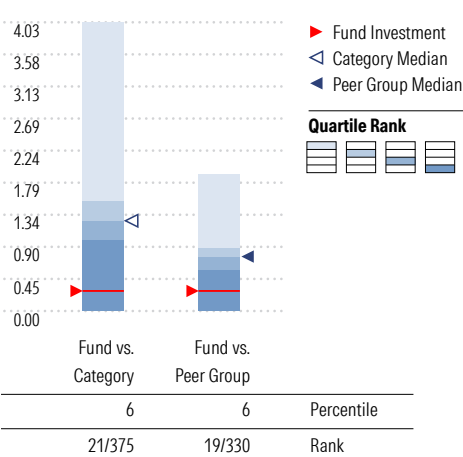
Growth of \$10,000



Trailing Performance



Net Expense



Peer group is a subset of the category and includes funds with the same management style (active vs. passive) and similar share class characteristics.

3-Year Risk Metrics

	Fund	Bmark	Cat
Alpha	2.66	-	0.99
Beta	0.97	-	0.97
R-Squared	88.56	-	88.95
Standard Deviation	15.79	15.37	15.82
Sharpe Ratio	0.85	0.73	0.75
Tracking Error	5.36	-	5.32
Information Ratio	0.44	-	0.12
Up Capture Ratio	100.19	-	96.77
Down Capture Ratio	87.22	-	91.12

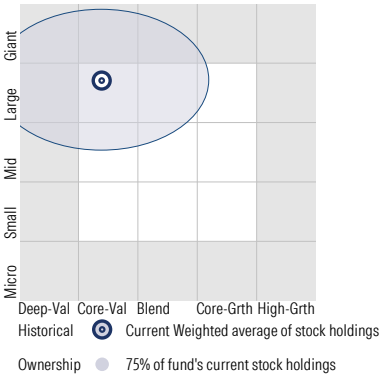
Portfolio Metrics

	Fund	Bmark	Cat
Price/Earnings Ratio	12.55	17.19	13.20
Price/Book Ratio	1.09	1.91	1.35
Geom Avg Mkt Cap \$B	38.29	60.31	42.44
ROE	10.46	16.77	13.46

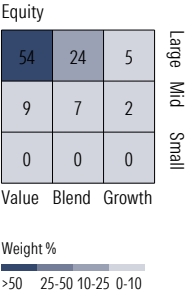
DFA International Value I DFIVX

Morningstar Category Foreign Large Value Morningstar Index MSCI EAFE NR USD

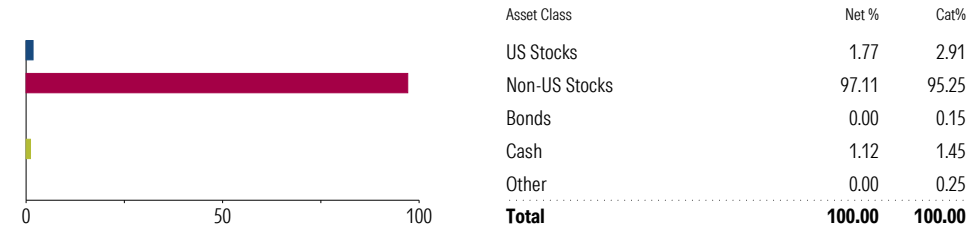
Style Analysis as of 06-30-2025 Morningstar Style Box™



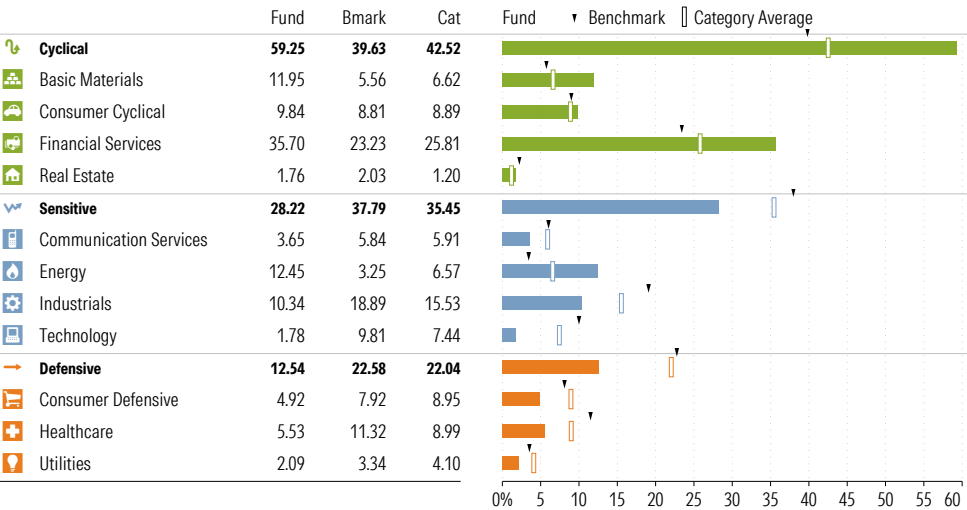
Style Breakdown




Asset Allocation as of 06-30-2025



Sector Weighting as of 06-30-2025



World Regions % Equity 06-30-2025



Top 10 Holdings as of 06-30-2025

Name	% Net Asset	Cumulative %	YTD Return %	Morningstar Sector
⊕ Shell PLC ADR (Representing - Ordinary Shares)	3.82	3.82	14.67	Energy
⊕ TotalEnergies SE	2.43	6.24	-	Energy
⊕ Banco Santander SA	1.78	8.02	-	Financial Services
⊖ Zurich Insurance Group AG	1.62	9.64	-	Financial Services
⊕ Compagnie de Saint-Gobain SA	1.35	10.99	-	Industrials
⊕ The Toronto-Dominion Bank	1.26	12.25	40.74	Financial Services
⊕ Koninklijke Ahold Delhaize NV	1.19	13.44	-	Consumer Defensive
⊕ Canadian Imperial Bank of Commerce	1.07	14.51	-	Financial Services
⊕ Lloyds Banking Group PLC	1.04	15.56	-	Financial Services
⊕ Holcim Ltd	1.01	16.57	-	Basic Materials

Total Holdings 524

⊕ Increase ⊖ Decrease ✨ New to Portfolio

Eaton Vance Income Fund of Boston I EIBIX

Morningstar Category
High Yield Bond

Morningstar Index
ICE BofA US High Yield TR USD

Portfolio Manager(s)

Stephen Concannon since 11-2014
Jeffrey Mueller since 06-2019
Kelley Baccei Gerrity since 06-2019
Bo Hunt since 03-2025
Justin Bourgette since 03-2025

Quantitative Screens

✔ Performance: The fund has finished in the High Yield Bond category's top three quartiles in 10 of the 10 years it's been in existence.

✔ Management: The fund's management has been in place for 10.66 years.

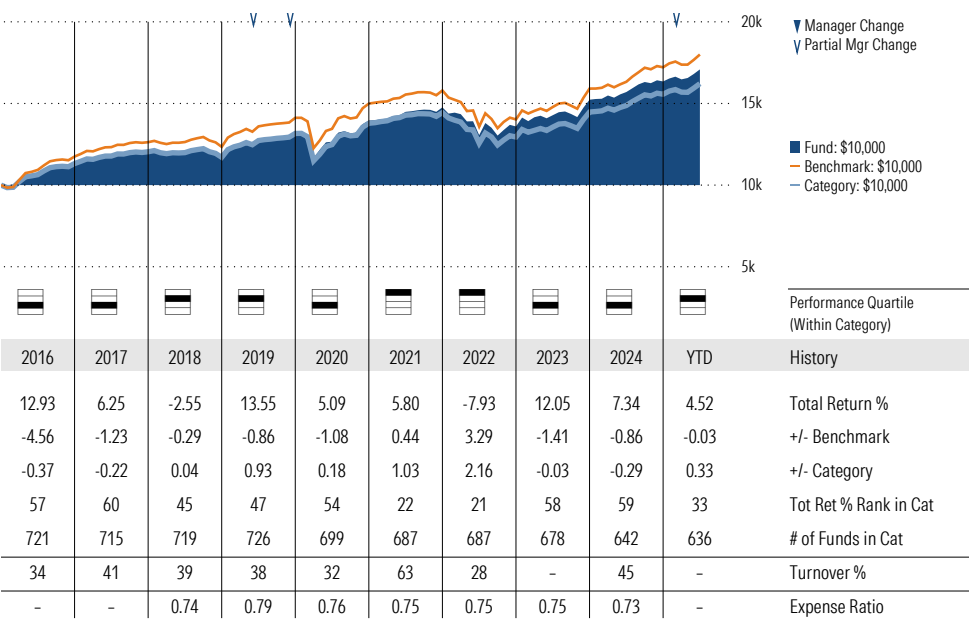
Style Consistency is not calculated for Fixed Income funds.

✔ Net Expense: The fund's expense ratio of 0.73 is 16.09% lower than the High Yield Bond category average.

Morningstar Investment Management LLC Analysis

This fund passes all of Morningstar Investment Management's quantitative screens. Morningstar Investment Management has also assessed the fund from a qualitative perspective and, as a fiduciary, is comfortable recommending the fund's use in retirement plans.

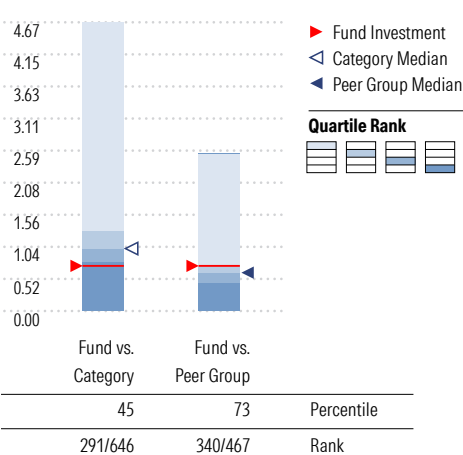
Growth of \$10,000



Trailing Performance



Net Expense



Peer group is a subset of the category and includes funds with the same management style (active vs. passive) and similar share class characteristics.

3-Year Risk Metrics

	Fund	Bmark	Cat
Alpha	0.24	-	0.23
Beta	0.93	-	0.89
R-Squared	98.01	-	93.15
Standard Deviation	6.36	6.79	6.25
Sharpe Ratio	0.69	0.72	0.66
Tracking Error	1.02	-	1.69
Information Ratio	-0.46	-	-0.62
Up Capture Ratio	95.12	-	90.62
Down Capture Ratio	94.76	-	88.85

Portfolio Metrics

	Fund	Bmark	Cat
Avg Eff Duration	3.14	-	2.59
Avg Eff Maturity	4.57	-	4.75

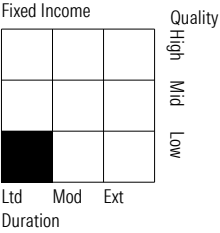
Eaton Vance Income Fund of Boston I EIBIX

Morningstar Category
High Yield Bond

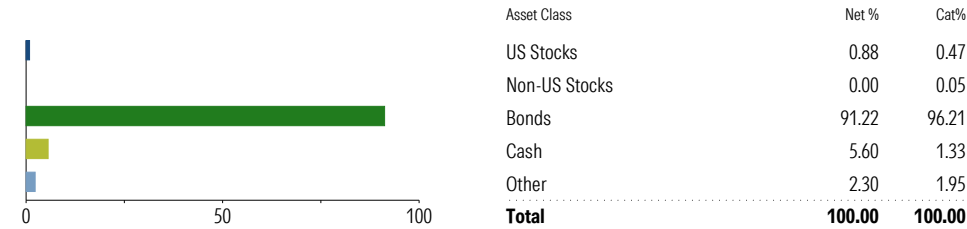
Morningstar Index
ICE BofA US High Yield TR USD

Style Analysis as of 06-30-2025

Style Breakdown

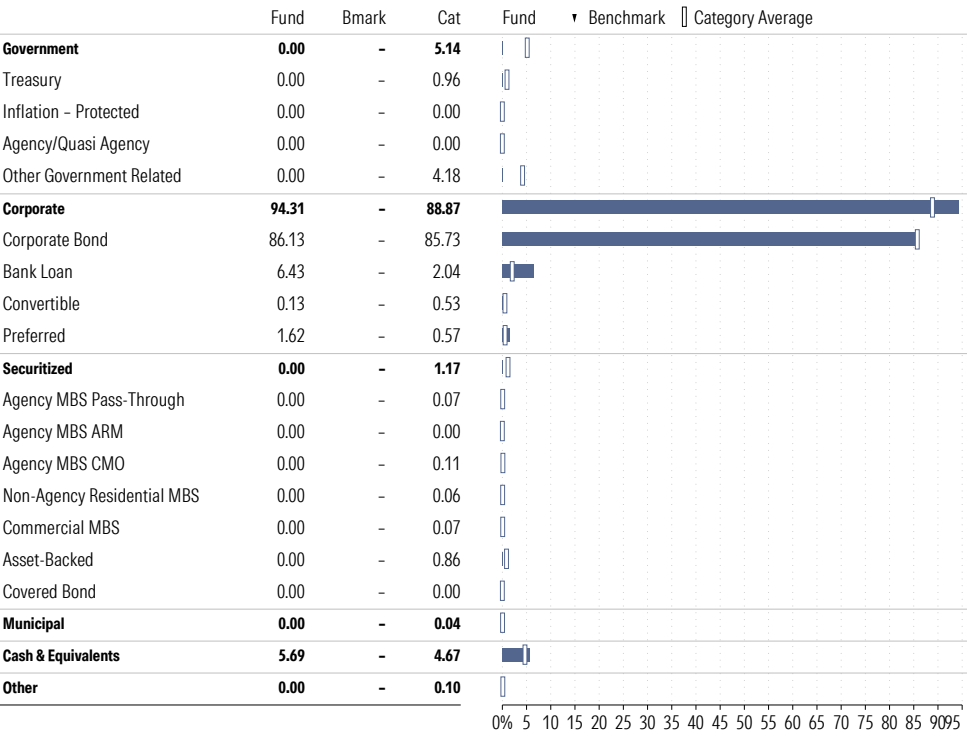


Asset Allocation as of 06-30-2025



Credit Rating Breakdown	Fund	Bmark	Cat
AAA	0.00	-	1.04
AA	0.00	-	0.17
A	0.00	-	0.05
BBB	3.05	-	4.81
BB	43.73	-	44.26
B	40.01	-	29.44
Below B	10.71	-	17.84
Not Rated	2.50	-	2.39

Sector Weighting as of 06-30-2025



Top 10 Holdings as of 06-30-2025

Name	Maturity Date	% Net Asset	Cumulative %	Fixed Income Sector
⊕ Msilf Government Portfolio Msilf Government Portfolio	12-2030	4.71	4.71	-
Medline Borrower LP 5.25%	10-2029	0.83	5.54	-
CCO Holdings, LLC/ CCO Holdings Capital Corp. 4.5%	08-2030	0.75	6.30	-
Minerva Merger Subordinated Inc. 6.5%	02-2030	0.74	7.03	-
Olympus Water US Holding Corp. 9.75%	11-2028	0.69	7.72	-
Arsenal AIC Parent LLC 11.5%	10-2031	0.62	8.34	-
Windsor Holdings III LLC 8.5%	06-2030	0.57	8.91	-
Alliant Holdings Intermediate LLC/Alliant Holdings Co-Issuer Inc 6.75%	10-2027	0.57	9.49	-
⊕ Voyager Parent LLC 9.25%	07-2032	0.56	10.05	-
Heartland Dental LLC / Heartland Dental Finance Corp. 10.5%	04-2028	0.55	10.60	-

Total Holdings 430

⊕ Increase ⊖ Decrease ✱ New to Portfolio

Federated Hermes Govt Ultrashort IS FGUSX

Morningstar Category
Ultrashort Bond

Morningstar Index
Bloomberg US Agg Bond TR USD

Portfolio Manager(s)

Susan Hill since 07-1997
Liam O'Connell since 11-2010

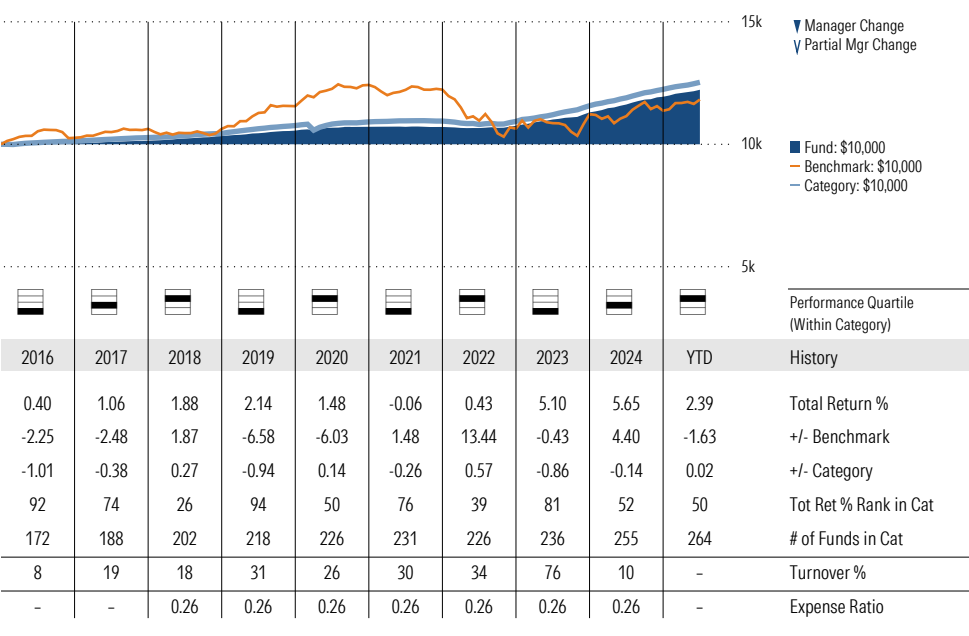
Quantitative Screens

- ✗ Performance: The fund has finished in the Ultrashort Bond category's top three quartiles in 6 of the 10 years it's been in existence.
- ✔ Management: The fund's management has been in place for 27.99 years.
- Style Consistency is not calculated for Fixed Income funds.
- ✔ Net Expense: The fund's expense ratio of 0.26 is 35% lower than the Ultrashort Bond category average.

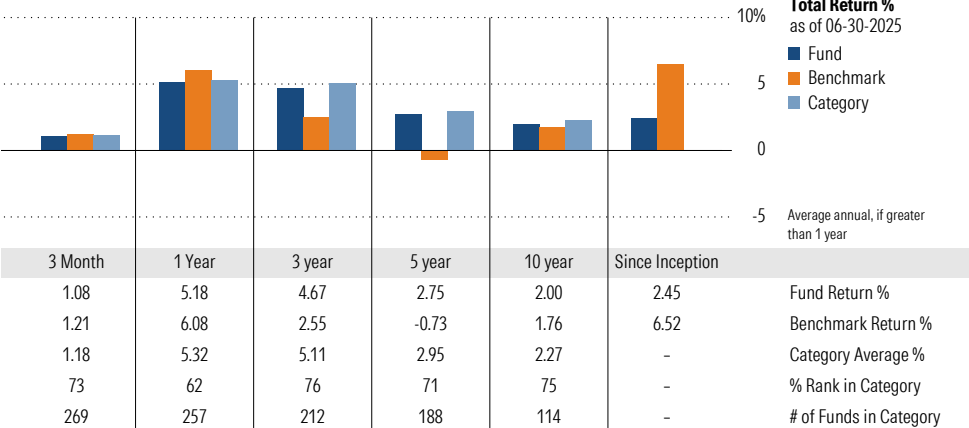
Morningstar Investment Management LLC Analysis

This fund fails our performance consistency screen. Its relative performance versus typical peers in the ultrashort bond category has struggled, partly due to its strict adherence to investing in government securities, which have lagged credit instruments. We believe those results are consistent with the strategy and do not merit putting the fund on watch at this time.

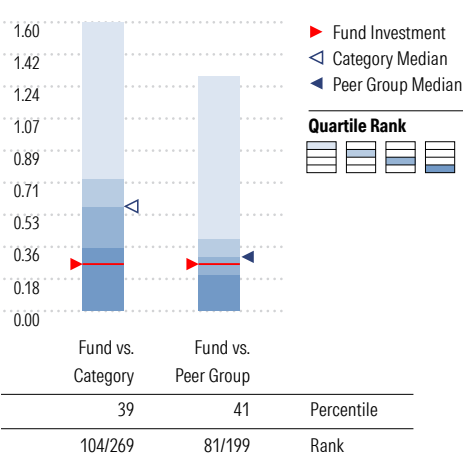
Growth of \$10,000



Trailing Performance



Net Expense



Peer group is a subset of the category and includes funds with the same management style (active vs. passive) and similar share class characteristics.

3-Year Risk Metrics

	Fund	Bmark	Cat
Alpha	4.36	-	4.80
Beta	0.08	-	0.07
R-Squared	57.90	-	37.33
Standard Deviation	0.75	7.30	0.85
Sharpe Ratio	-0.32	-0.28	0.11
Tracking Error	6.75	-	6.84
Information Ratio	0.31	-	0.38
Up Capture Ratio	27.63	-	27.23
Down Capture Ratio	-15.04	-	-20.15

Portfolio Metrics

	Fund	Bmark	Cat
Avg Eff Duration	0.89	4.43	0.99
Avg Eff Maturity	-	-	2.32

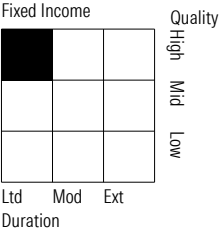
Federated Hermes Govt Ultrashort IS FGUSX

Morningstar Category
Ultrashort Bond

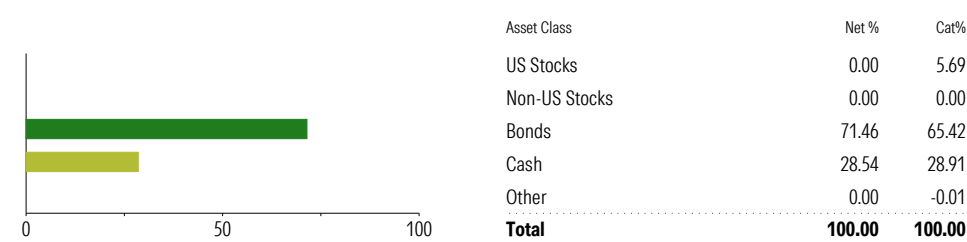
Morningstar Index
Bloomberg US Agg Bond TR USD

Style Analysis as of 06-30-2025

Style Breakdown

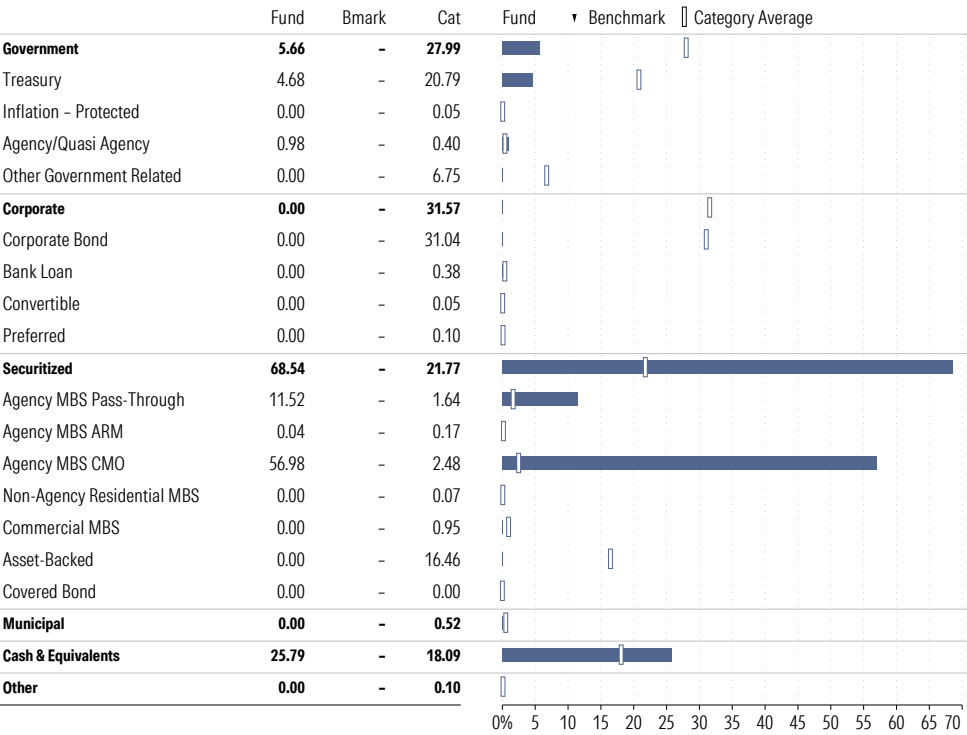


Asset Allocation as of 06-30-2025



Credit Rating Breakdown	Fund	Bmark	Cat
AAA	100.00	3.53	30.14
AA	0.00	74.59	16.00
A	0.00	10.82	20.96
BBB	0.00	8.32	19.45
BB	0.00	0.28	2.60
B	0.00	0.00	1.05
Below B	0.00	0.00	0.23
Not Rated	0.00	2.46	9.57

Sector Weighting as of 06-30-2025



Top 10 Holdings as of 06-30-2025

Name	Maturity Date	% Net Asset	Cumulative %	Fixed Income Sector
⊕ Hsbc Repo 4 Repo	04-2025	8.64	8.64	-
⊕ Bank Of Montreal 6 Repo	04-2025	8.64	17.27	-
⊕ Repo Bank America Repo	04-2025	7.51	24.79	-
⊖ Government National Mortgage Association 5.17436%	10-2054	2.60	27.39	-
⊖ FEDERAL HOME LN MTG CORP MULTICLASS MTG PARTN CTFS GTD 5.01268%	04-2033	2.49	29.88	-
⊖ Government National Mortgage Association 5.19436%	03-2054	2.46	32.33	-
⊕ FEDERAL HOME LN MTG CORP MULTICLASS MTG PARTN CTFS GTD 4.91268%	01-2035	2.22	34.55	-
⊖ Government National Mortgage Association 5.39436%	08-2053	2.21	36.75	-
FEDERAL HOME LN MTG CORP MULTICLASS MTG PARTN CTFS GTD 4.91268%	12-2032	2.04	38.80	-
⊖ Government National Mortgage Association 5.12871%	01-2073	2.00	40.80	-

Total Holdings 231

⊕ Increase ⊖ Decrease ✨ New to Portfolio

JPMorgan Large Cap Growth R6 JLGMRX

Morningstar Category
Large Growth
Morningstar Index
Russell 1000 Growth TR USD

Portfolio Manager(s)

Giri Devulapally since 08-2004
Holly Morris since 11-2020
Joseph Wilson since 11-2020
Larry Lee since 11-2020
Robert Maloney since 11-2022

Quantitative Screens

- Performance: The fund has finished in the Large Growth category's top three quartiles in 9 of the 10 years it's been in existence.
- Management: The fund's management has been in place for 20.92 years.
- Style: The fund has landed in its primary style box — Large Growth — 100 % of the time over the past three years.
- Net Expense: The fund's expense ratio of 0.44 is 51.65% lower than the Large Growth category average.

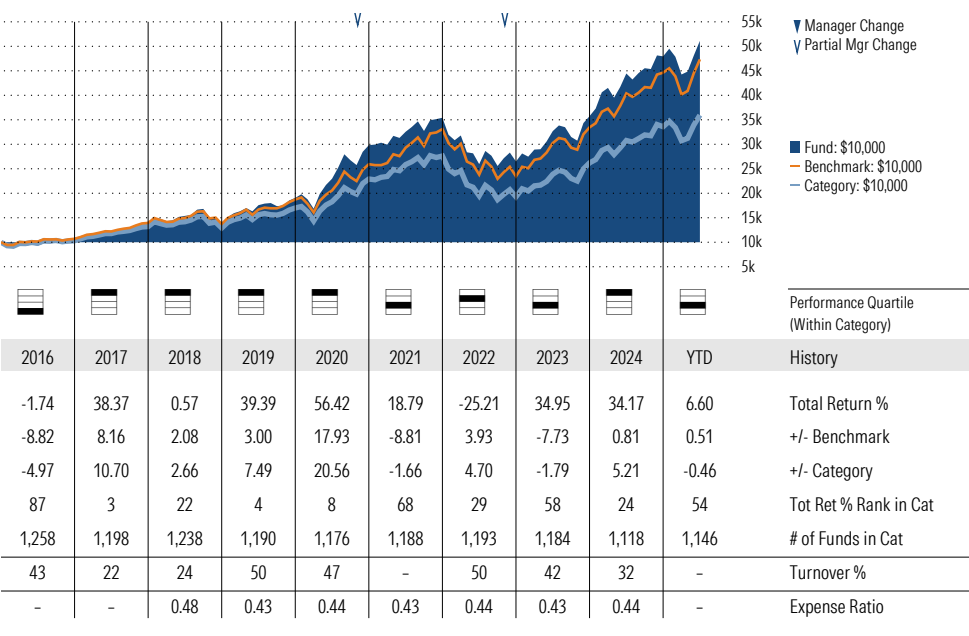
Morningstar Investment Management LLC Analysis

This fund passes all of Morningstar Investment Management's quantitative screens. Morningstar Investment Management has also assessed the fund from a qualitative perspective and, as a fiduciary, is comfortable recommending the fund's use in retirement plans.

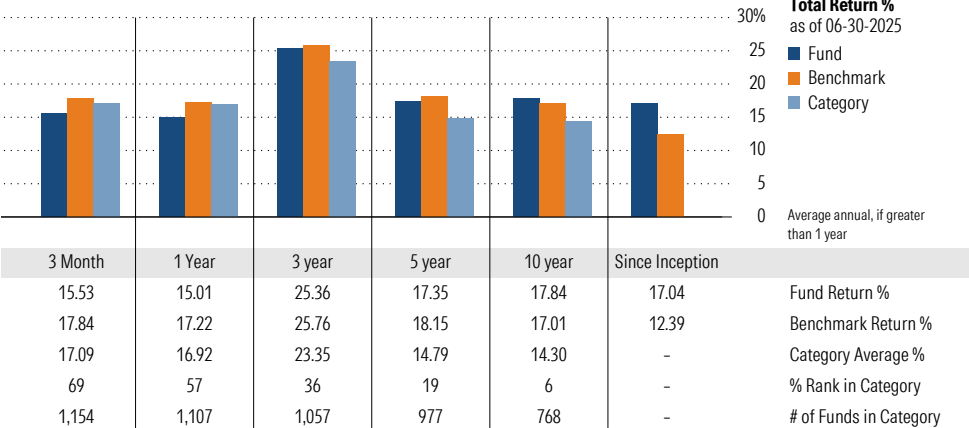
ESG Metrics

Metric	Rating	Updated
Sustainability Rating	2	05-31-2025
Carbon Risk Score	Low Risk	12-31-2022
ESG Commitment	2-Basic	04-07-2022

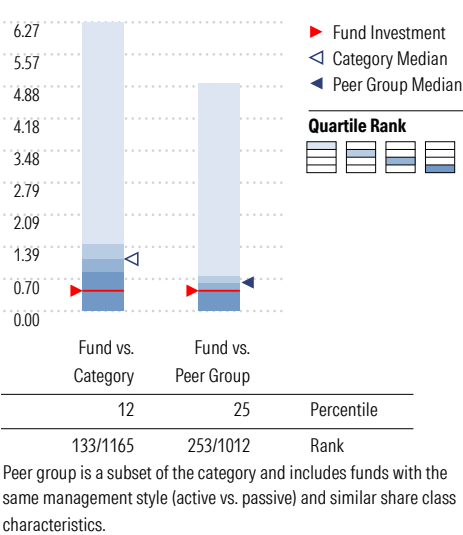
Growth of \$10,000



Trailing Performance



Net Expense



3-Year Risk Metrics

	Fund	Bmark	Cat
Alpha	1.17	-	-1.68
Beta	0.93	-	1.00
R-Squared	96.13	-	91.76
Standard Deviation	17.73	18.62	19.47
Sharpe Ratio	1.10	1.08	0.94
Tracking Error	3.70	-	5.45
Information Ratio	-0.11	-	-0.53
Up Capture Ratio	97.83	-	97.17
Down Capture Ratio	96.93	-	104.72

Portfolio Metrics

	Fund	Bmark	Cat
Price/Earnings Ratio	31.81	37.27	34.72
Price/Book Ratio	8.76	13.38	9.69
Geom Avg Mkt Cap \$B	596.47	752.83	598.33
ROE	38.18	44.95	37.10

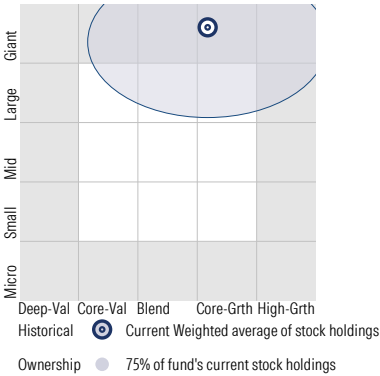
JPMorgan Large Cap Growth R6 JLGMX

Morningstar Category
Large Growth

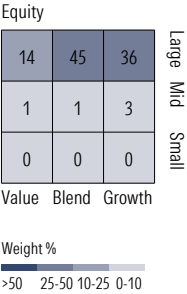
Morningstar Index
Russell 1000 Growth TR USD

Style Analysis as of 06-30-2025

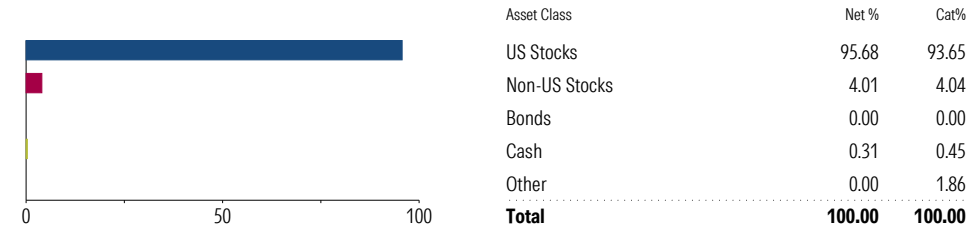
Morningstar Style Box™



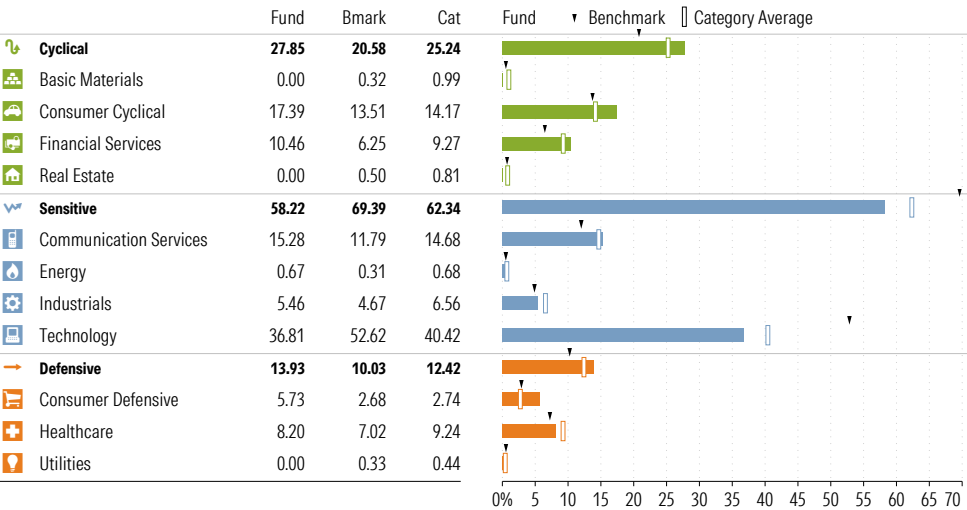
Style Breakdown



Asset Allocation as of 06-30-2025



Sector Weighting as of 06-30-2025



Top 15 Holdings as of 06-30-2025

Name	% Net Asset	Cumulative %	YTD Return %	Morningstar Sector
⊕ NVIDIA Corp	8.25	8.25	17.66	Technology
⊕ Microsoft Corp	8.12	16.37	18.40	Technology
Amazon.com Inc	5.92	22.29	0.00	Consumer Cyclical
Meta Platforms Inc Class A	5.81	28.10	26.24	Communication Svc
⊕ Apple Inc	4.65	32.75	-17.87	Technology
⊖ Alphabet Inc Class C	4.47	37.22	-6.64	Communication Svc
Netflix Inc	3.51	40.73	50.24	Communication Svc
⊕ Tesla Inc	3.38	44.11	-21.34	Consumer Cyclical
Mastercard Inc Class A	3.28	47.40	7.01	Financial Services
Visa Inc Class A	2.91	50.31	12.72	Financial Services
⊕ Broadcom Inc	2.80	53.11	19.41	Technology
International Business Machines Corp	2.14	55.26	35.62	Technology
⊖ Walmart Inc	1.99	57.25	8.74	Consumer Defensive
⊕ Philip Morris International Inc	1.95	59.20	53.58	Consumer Defensive
⊕ ServiceNow Inc	1.93	61.13	-3.02	Technology

Total Holdings 79

⊕ Increase ⊖ Decrease ✨ New to Portfolio

JPMorgan US Equity R6 JUEMX

Morningstar Category
Large Blend
Morningstar Index
S&P 500 TR USD

Portfolio Manager(s)

Scott Davis since 08-2014
Shilpee Raina since 11-2021

Quantitative Screens

- Performance: The fund has finished in the Large Blend category's top three quartiles in 10 of the 10 years it's been in existence.
- Management: The fund's management has been in place for 10.87 years.
- Style: The fund has landed in its primary style box — Large Blend — 57.58 % of the time over the past three years.
- Net Expense: The fund's expense ratio of 0.44 is 38.03% lower than the Large Blend category average.

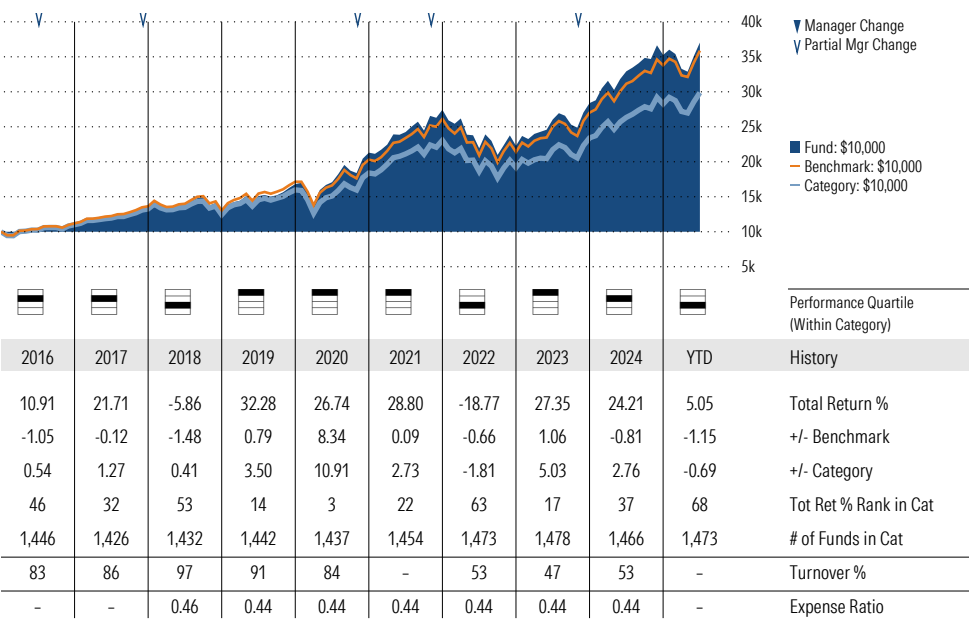
Morningstar Investment Management LLC Analysis

The fund fails our style consistency screen as, similar to the broad market and peers, it plots on the border with growth. We are not concerned with this screen failure.

ESG Metrics

Metric	Rating	Updated
Sustainability Rating	3	04-30-2025
Carbon Risk Score	Low Risk	12-31-2022
ESG Commitment	2-Basic	03-11-2022

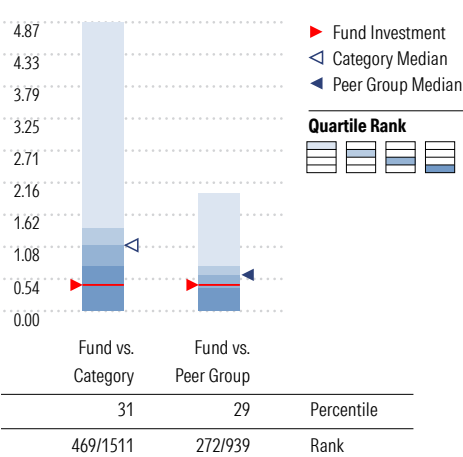
Growth of \$10,000



Trailing Performance



Net Expense



Peer group is a subset of the category and includes funds with the same management style (active vs. passive) and similar share class characteristics.

3-Year Risk Metrics

	Fund	Bmark	Cat
Alpha	-0.33	-	-1.12
Beta	0.99	-	0.98
R-Squared	98.59	-	94.55
Standard Deviation	15.75	15.80	15.86
Sharpe Ratio	0.89	0.92	0.82
Tracking Error	1.88	-	3.21
Information Ratio	-0.33	-	-1.48
Up Capture Ratio	99.41	-	95.68
Down Capture Ratio	102.08	-	101.04

Portfolio Metrics

	Fund	Bmark	Cat
Price/Earnings Ratio	26.49	26.71	26.89
Price/Book Ratio	5.01	4.89	5.30
Geom Avg Mkt Cap \$B	378.64	379.44	435.89
ROE	34.29	34.44	34.20

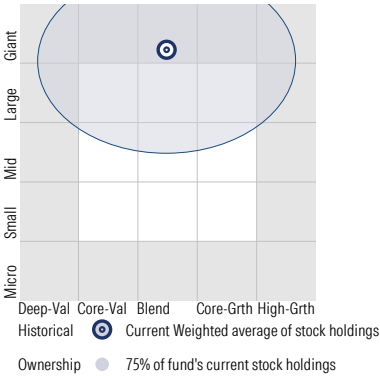
JPMorgan US Equity R6 JUEMX

Morningstar Category
Large Blend


Morningstar Index
S&P 500 TR USD

Style Analysis as of 06-30-2025

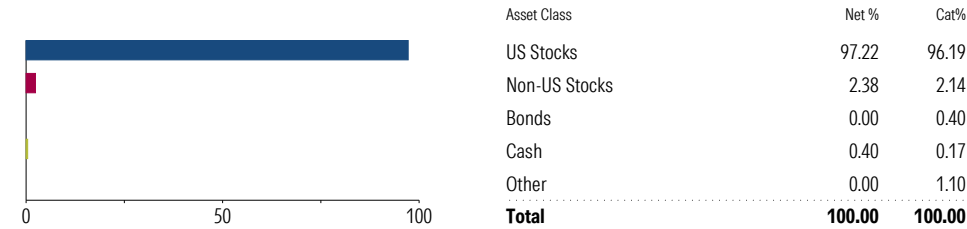
Morningstar Style Box™



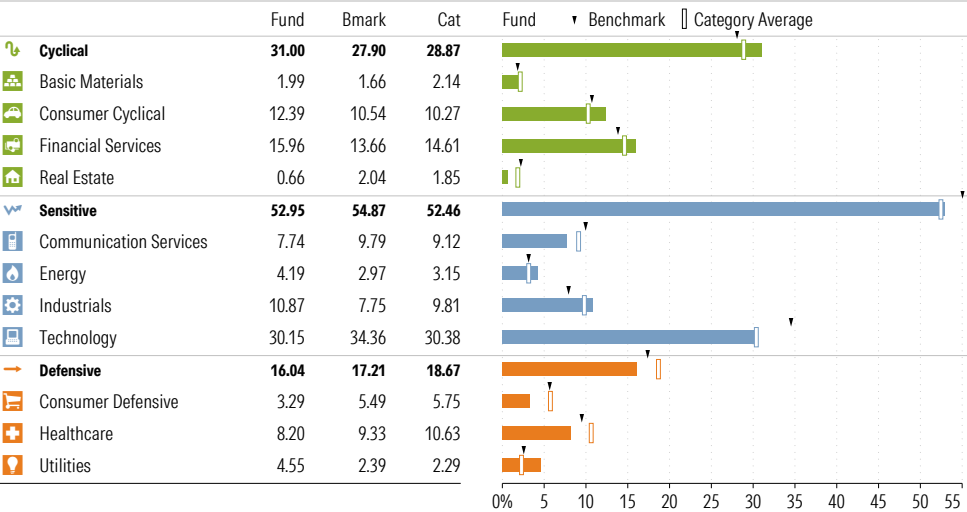
Style Breakdown



Asset Allocation as of 06-30-2025



Sector Weighting as of 06-30-2025



Top 15 Holdings as of 06-30-2025

Name	% Net Asset	Cumulative %	YTD Return %	Morningstar Sector
Microsoft Corp	8.88	8.88	18.40	Technology
NVIDIA Corp	6.12	15.00	17.66	Technology
Apple Inc	6.02	21.02	-17.87	Technology
Amazon.com Inc	4.75	25.78	0.00	Consumer Cyclical
Meta Platforms Inc Class A	4.17	29.95	26.24	Communication Svc
Wells Fargo & Co	3.39	33.34	15.21	Financial Services
Broadcom Inc	3.17	36.51	19.41	Technology
Mastercard Inc Class A	2.93	39.44	7.01	Financial Services
American Express Co	2.43	41.87	7.99	Financial Services
Alphabet Inc Class A	2.39	44.25	-6.69	Communication Svc
Baker Hughes Co Class A	2.36	46.62	-5.41	Energy
Eaton Corp PLC	2.21	48.82	8.20	Industrials
Walmart Inc	2.20	51.02	8.74	Consumer Defensive
Lowe's Companies Inc	2.19	53.22	-9.17	Consumer Cyclical
Arthur J. Gallagher & Co	2.12	55.34	13.24	Financial Services

Total Holdings 53

⊕ Increase ⊖ Decrease ✨ New to Portfolio

MFS Mid Cap Growth R6 OTCKX

Morningstar Category
Mid-Cap Growth

Morningstar Index
Russell Mid Cap Growth TR USD

Portfolio Manager(s)

Eric Fischman since 11-2008
Eric Braz since 06-2021

Quantitative Screens

- Performance: The fund has finished in the Mid-Cap Growth category's top three quartiles in 10 of the 10 years it's been in existence.
- Management: The fund's management has been in place for 16.62 years.
- Style: The fund has landed in its primary style box — Mid-Cap Growth — 100 % of the time over the past three years.
- Net Expense: The fund's expense ratio of 0.66 is 36.54% lower than the Mid-Cap Growth category average.

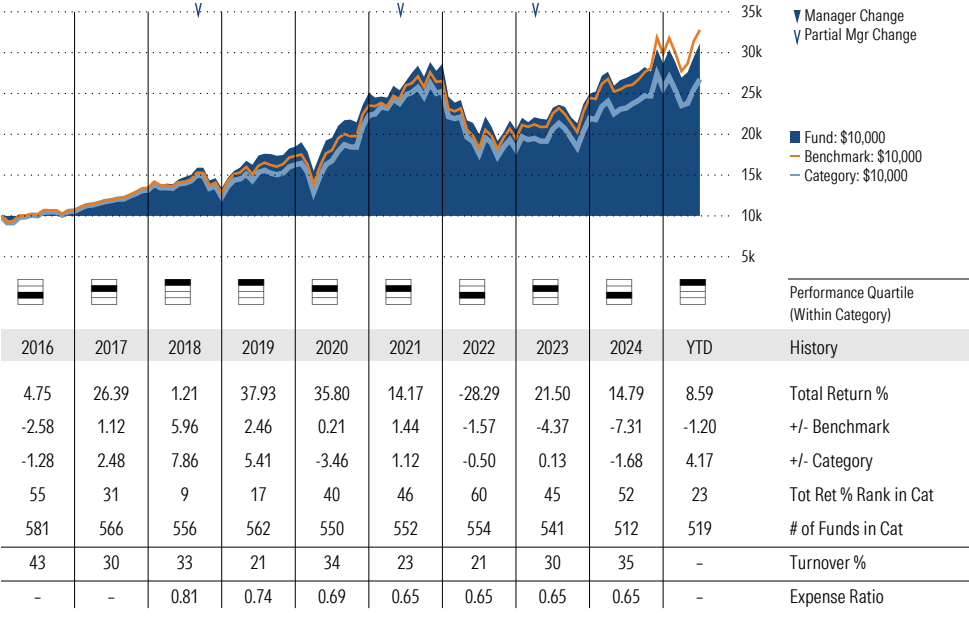
Morningstar Investment Management LLC Analysis

This fund passes all of Morningstar Investment Management's quantitative screens. Morningstar Investment Management has also assessed the fund from a qualitative perspective and, as a fiduciary, is comfortable recommending the fund's use in retirement plans.

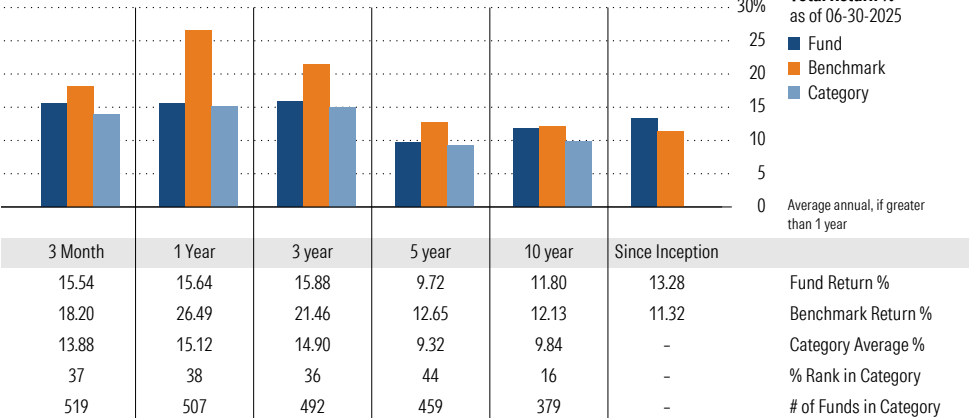
ESG Metrics

Metric	Rating	Updated
Sustainability Rating	4	05-31-2025
Carbon Risk Score	Low Risk	12-31-2022
ESG Commitment	2-Basic	02-15-2022

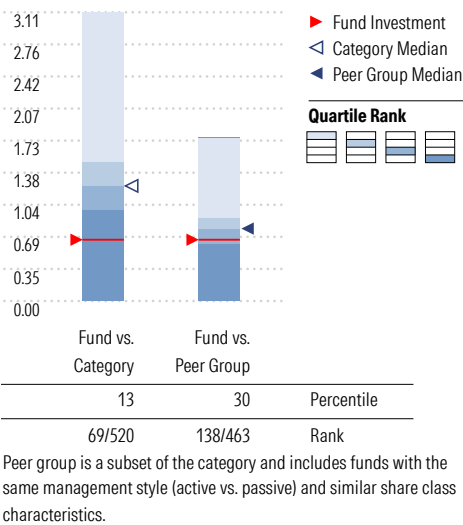
Growth of \$10,000



Trailing Performance



Net Expense



3-Year Risk Metrics

	Fund	Bmark	Cat
Alpha	-2.42	-	-4.54
Beta	0.87	-	0.96
R-Squared	94.12	-	89.98
Standard Deviation	18.64	20.68	21.24
Sharpe Ratio	0.63	0.81	0.54
Tracking Error	5.22	-	6.77
Information Ratio	-1.07	-	-1.26
Up Capture Ratio	84.39	-	90.17
Down Capture Ratio	93.42	-	107.59

Portfolio Metrics

	Fund	Bmark	Cat
Price/Earnings Ratio	39.20	32.89	31.91
Price/Book Ratio	7.12	10.18	6.17
Geom Avg Mkt Cap \$B	31.56	29.78	26.12
ROE	18.67	31.00	21.44

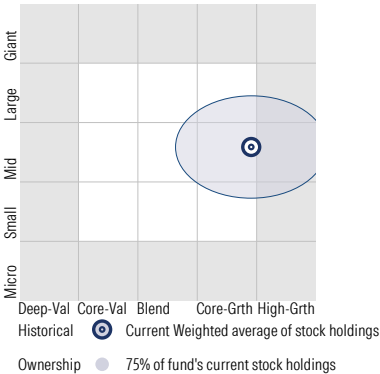
MFS Mid Cap Growth R6 OTCKX

Morningstar Category
Mid-Cap Growth


Morningstar Index
Russell Mid Cap Growth TR USD

Style Analysis as of 06-30-2025

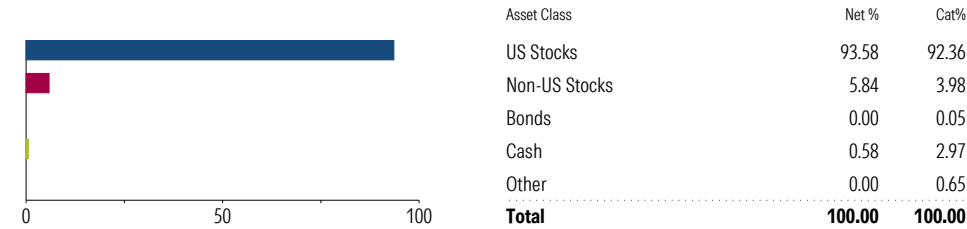
Morningstar Style Box™



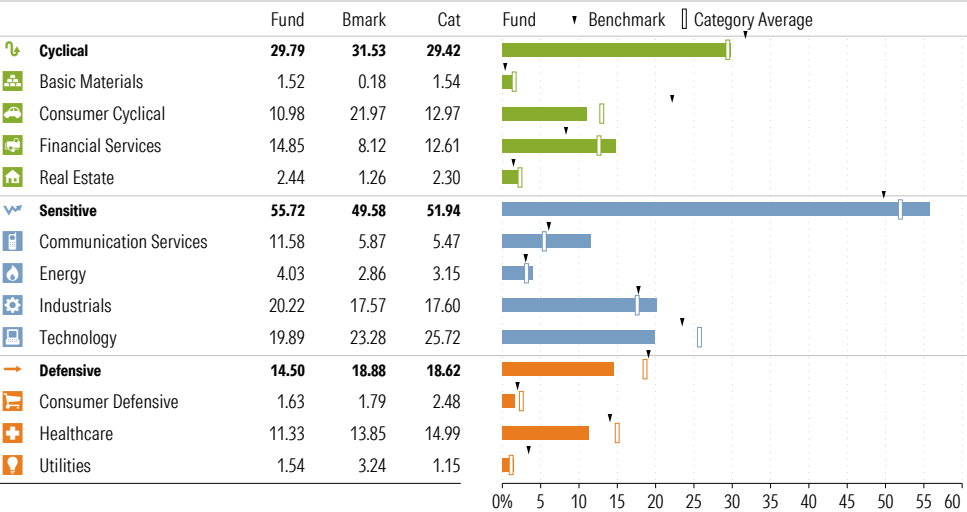
Style Breakdown



Asset Allocation as of 06-30-2025



Sector Weighting as of 06-30-2025



Top 15 Holdings as of 06-30-2025

Name	% Net Asset	Cumulative %	YTD Return %	Morningstar Sector
Howmet Aerospace Inc	4.62	4.62	70.37	Industrials
⊖ Spotify Technology SA	3.25	7.87	71.52	Communication Svc
Take-Two Interactive Software Inc	3.09	10.96	31.93	Communication Svc
Guidewire Software Inc	2.88	13.84	39.67	Technology
Verisk Analytics Inc	2.51	16.34	13.42	Industrials
⊕ Axon Enterprise Inc	2.45	18.80	39.31	Industrials
⊕ LPL Financial Holdings Inc	2.30	21.10	15.03	Financial Services
Arthur J. Gallagher & Co	2.19	23.28	13.24	Financial Services
Tyler Technologies Inc	2.14	25.42	2.81	Technology
Constellation Software Inc	2.06	27.48	12.40	Technology
⊖ Westinghouse Air Brake Technologies Corp	2.00	29.47	10.69	Industrials
Live Nation Entertainment Inc	1.89	31.36	16.82	Communication Svc
Cheniere Energy Inc	1.88	33.24	13.80	Energy
⊕ Roblox Corp Ordinary Shares - Class A	1.78	35.03	81.82	Communication Svc
⊕ Masimo Corp	1.72	36.75	1.77	Healthcare

Total Holdings 95

⊕ Increase ⊖ Decrease ✱ New to Portfolio

PIMCO Commodity Real Return Strat I2 PCRPX

Morningstar Category
Commodities Broad Basket

Morningstar Index
Bloomberg Commodity TR USD

Portfolio Manager(s)

Greg Sharenow since 11-2018
Stephen Rodosky since 01-2019
Andrew Dewitt since 02-2022
Daniel He since 06-2025
Michael Cudzil since 06-2025

Quantitative Screens

✔ Performance: The fund has finished in the Commodities Broad Basket category's top three quartiles in 7 of the 10 years it's been in existence.

✔ Management: The fund's management has been in place for 6.67 years.

Style Consistency is not calculated for Fixed Income funds.

✔ Net Expense: The fund's expense ratio of 1.1 is 12.24% higher than the Commodities Broad Basket category average.

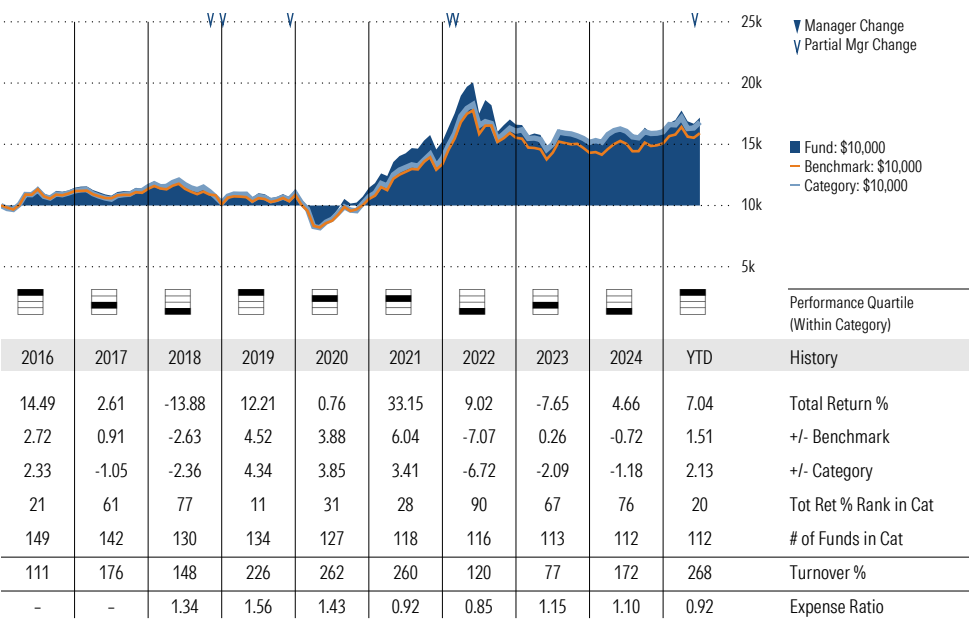
Morningstar Investment Management LLC Analysis

This fund passes all of Morningstar Investment Management's quantitative screens. Morningstar Investment Management has also assessed the fund from a qualitative perspective and, as a fiduciary, is comfortable recommending the fund's use in retirement plans.

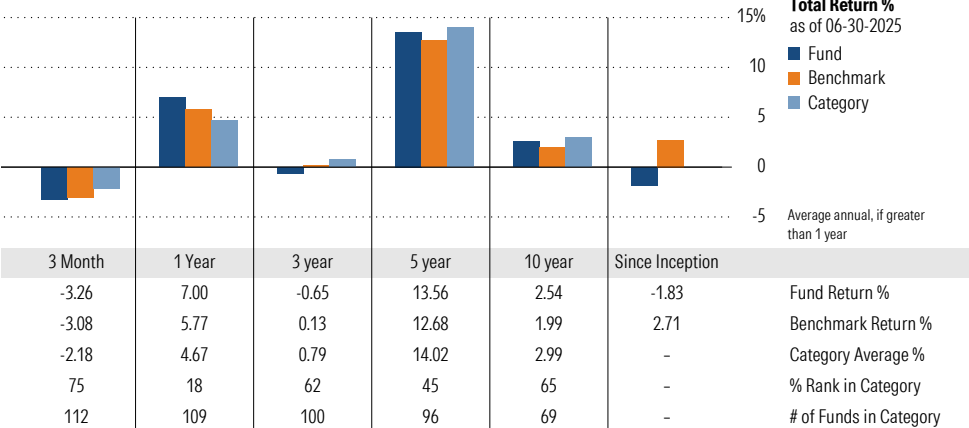
ESG Metrics

Metric	Rating	Updated
Sustainability Rating	2	05-31-2025

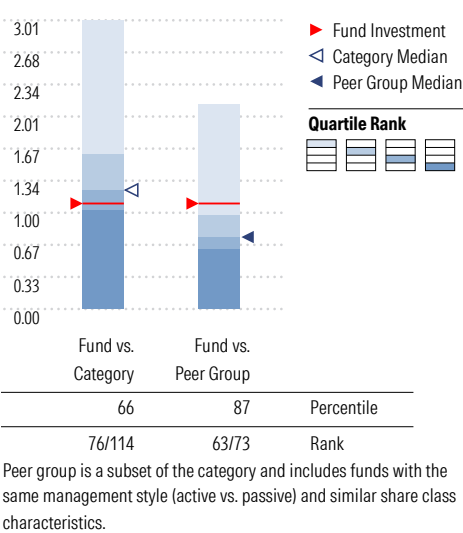
Growth of \$10,000



Trailing Performance



Net Expense



3-Year Risk Metrics

	Fund	Bmark	Cat
Alpha	-0.63	-	0.43
Beta	1.15	-	0.94
R-Squared	94.13	-	82.80
Standard Deviation	13.13	11.05	11.50
Sharpe Ratio	-0.35	-0.37	-0.32
Tracking Error	3.60	-	4.36
Information Ratio	-0.22	-	-0.07
Up Capture Ratio	105.22	-	87.51
Down Capture Ratio	110.35	-	85.33

Portfolio Metrics

	Fund	Bmark	Cat
Price/Earnings Ratio	12.27	-	15.27
Price/Book Ratio	3.56	-	1.34
Geom Avg Mkt Cap \$B	16.44	-	12.23
ROE	29.97	-	10.16

PIMCO Commodity Real Return Strat I2 PCRPX

Morningstar Category
Commodities Broad Basket

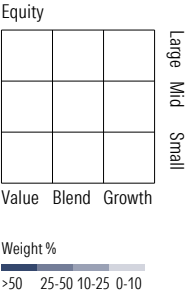
Morningstar Index
Bloomberg Commodity TR USD

Style Analysis as of 06-30-2025

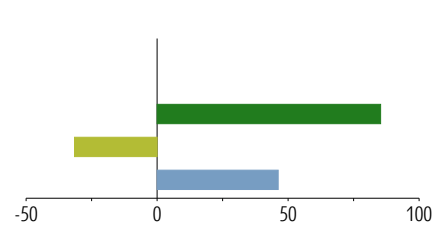
Morningstar Style Box™



Style Breakdown



Asset Allocation as of 06-30-2025



Asset Class	Net %	Cat%
US Stocks	0.00	3.64
Non-US Stocks	0.00	0.84
Bonds	85.31	33.37
Cash	-31.52	79.19
Other	46.21	-17.03
Total	100.00	100.00

Sector Weighting as of 06-30-2025



Top 15 Holdings as of 06-30-2025

Name	% Net Asset	Cumulative %	YTD Return %	Morningstar Sector
⊖ 2 Year Treasury Note Future June 25	21.16	21.16	-	-
⊖ 3 Month Euribor Future Sept25	18.23	39.38	-	-
⊕ 3 Month Euribor Future Sept26	18.22	57.61	-	-
⊕ IRS EUR 2.25000 09/17/25-10Y LCH Pay	16.04	73.65	-	-
⚡ Offset: Unsettled Trades	15.59	89.24	-	-
⊕ IRS EUR 2.25000 09/17/25-10Y LCH Receive	15.46	104.70	-	-
⊕ JAPANESE YEN Purchased	13.34	118.04	-	-
⊖ U S TIPS REV REPO	12.97	131.01	-	-
⊕ JAPANESE YEN Sold	12.70	143.71	-	-
⊕ TRS R 4.45/91282CDC2 BPS	11.59	155.30	-	-
⊕ Pimco Cayman Cmdty Fd Ltd Instl	10.78	166.08	-	-
⊕ TRS R FEDL01+14/9128283R9 SOG	9.41	175.48	-	-
⊖ EUROPEAN MONETARY UNION EURO Purchased	8.16	183.64	-	-
⊖ EUROPEAN MONETARY UNION EURO Sold	8.16	191.80	-	-
⊕ Pimco Fds	8.07	199.87	-	-

Total Holdings 749

⊕ Increase ⊖ Decrease ⚡ New to Portfolio

PIMCO Income I2 PONPX

Portfolio Manager(s)

Daniel Ivascyn since 03-2007
Alfred Murata since 03-2013
Joshua Anderson since 07-2018

Quantitative Screens

✔ Performance: The fund has finished in the Multisector Bond category's top three quartiles in 9 of the 10 years it's been in existence.

✔ Management: The fund's management has been in place for 18.27 years.

Style Consistency is not calculated for Fixed Income funds.

✔ Net Expense: The fund's expense ratio of 0.93 is 4.12% lower than the Multisector Bond category average.

Morningstar Investment Management LLC Analysis

This fund passes all of Morningstar Investment Management's quantitative screens. Morningstar Investment Management has also assessed the fund from a qualitative perspective and, as a fiduciary, is comfortable recommending the fund's use in retirement plans.

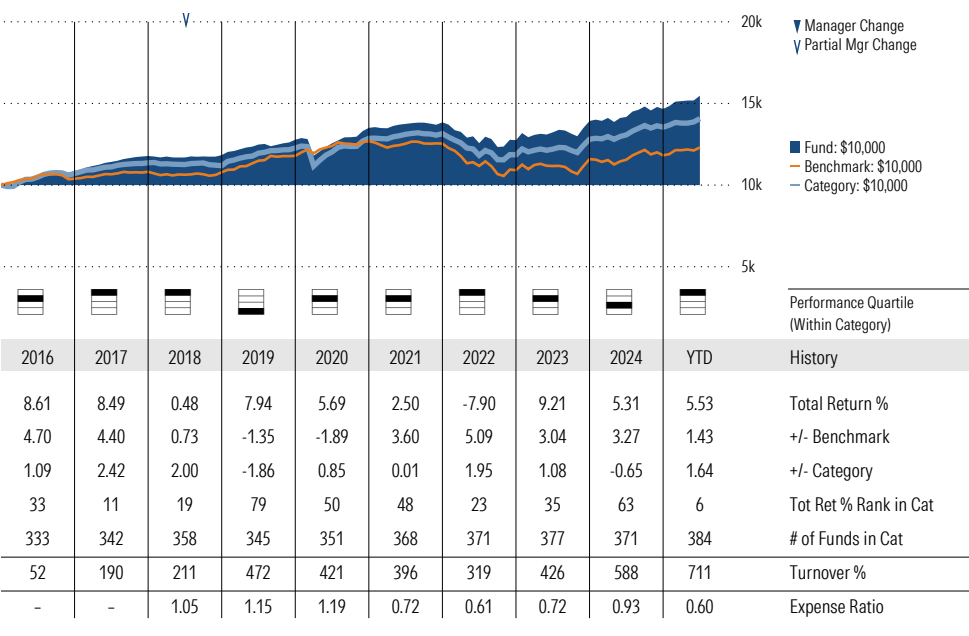
ESG Metrics

Metric	Rating	Updated
Sustainability Rating	4	05-31-2025

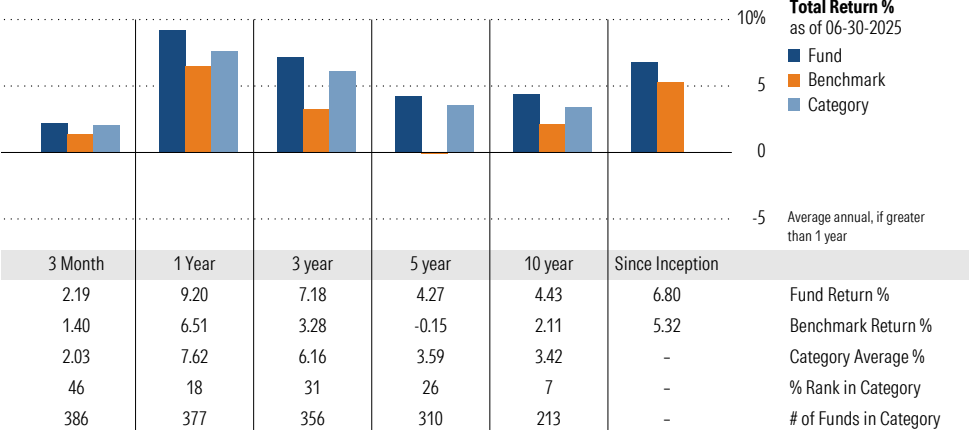
Morningstar Category
Multisector Bond

Morningstar Index
Bloomberg US Universal TR USD

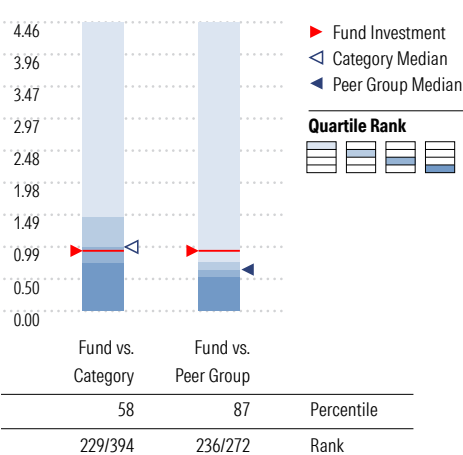
Growth of \$10,000



Trailing Performance



Net Expense



Peer group is a subset of the category and includes funds with the same management style (active vs. passive) and similar share class characteristics.

3-Year Risk Metrics

	Fund	Bmark	Cat
Alpha	4.31	-	3.68
Beta	0.81	-	0.74
R-Squared	92.97	-	81.52
Standard Deviation	5.95	7.08	5.77
Sharpe Ratio	0.39	-0.19	0.29
Tracking Error	2.07	-	3.05
Information Ratio	1.88	-	1.11
Up Capture Ratio	98.29	-	88.57
Down Capture Ratio	53.12	-	49.96

Portfolio Metrics

	Fund	Bmark	Cat
Avg Eff Duration	4.09	4.55	3.81
Avg Eff Maturity	5.56	7.69	7.40

PIMCO Income I2 PONPX

Morningstar Category
Multisector Bond

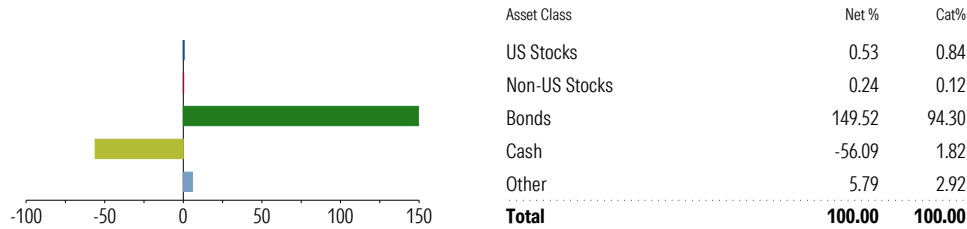
Morningstar Index
Bloomberg US Universal TR USD

Style Analysis as of 06-30-2025

Style Breakdown

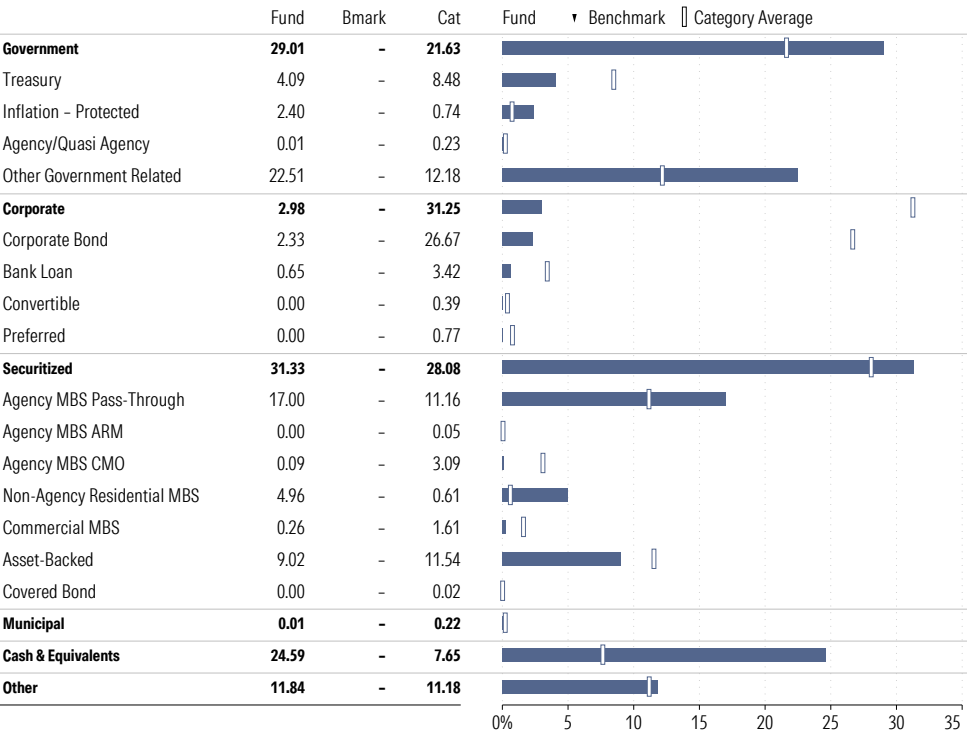


Asset Allocation as of 06-30-2025



Credit Rating Breakdown	Fund	Bmark	Cat
AAA	65.14	67.64	11.25
AA	9.19	3.23	10.55
A	3.21	10.03	8.81
BBB	9.99	10.89	26.69
BB	4.42	3.19	17.49
B	3.23	3.64	11.78
Below B	4.82	1.38	3.76
Not Rated	0.00	0.00	9.67

Sector Weighting as of 06-30-2025



Top 10 Holdings as of 06-30-2025

Name	Maturity Date	% Net Asset	Cumulative %	Fixed Income Sector
✱ Offset: Unsettled Trades	-	58.11	58.11	-
✱ Cash Offset	-	19.00	77.11	-
⊕ Federal National Mortgage Association 6%	05-2055	12.71	89.82	-
⊕ RFR USD SOFR/4.50000 05/22/23-2Y LCH Receive	05-2025	11.70	101.52	-
⊕ RFR USD SOFR/4.50000 05/22/23-2Y LCH Pay	05-2025	11.70	113.22	-
⊕ Federal National Mortgage Association 6.5%	06-2055	11.28	124.50	-
⊕ Federal National Mortgage Association 5.5%	05-2055	8.77	133.27	-
⊖ BRITISH POUND STERLING Sold	05-2025	8.19	141.46	-
⊖ BRITISH POUND STERLING Purchased	05-2025	8.19	149.65	-
⊕ 5 Year Treasury Note Future June 25	07-2025	7.77	157.42	-

Total Holdings 10157

⊕ Increase ⊖ Decrease ✱ New to Portfolio

PIMCO International Bond (USD-Hdg) I-2 PFBPX

Morningstar Category
Global Bond-USD Hedged

Morningstar Index
Bloomberg US Agg Bond TR USD

Portfolio Manager(s)

Andrew Balls since 09-2014
Lorenzo Pagani since 09-2014
Sachin Gupta since 09-2014

Quantitative Screens

✔ Performance: The fund has finished in the Global Bond-USD Hedged category's top three quartiles in 9 of the 10 years it's been in existence.

✔ Management: The fund's management has been in place for 10.77 years.

Style Consistency is not calculated for Fixed Income funds.

✔ Net Expense: The fund's expense ratio of 0.85 is 23.19% higher than the Global Bond-USD Hedged category average.

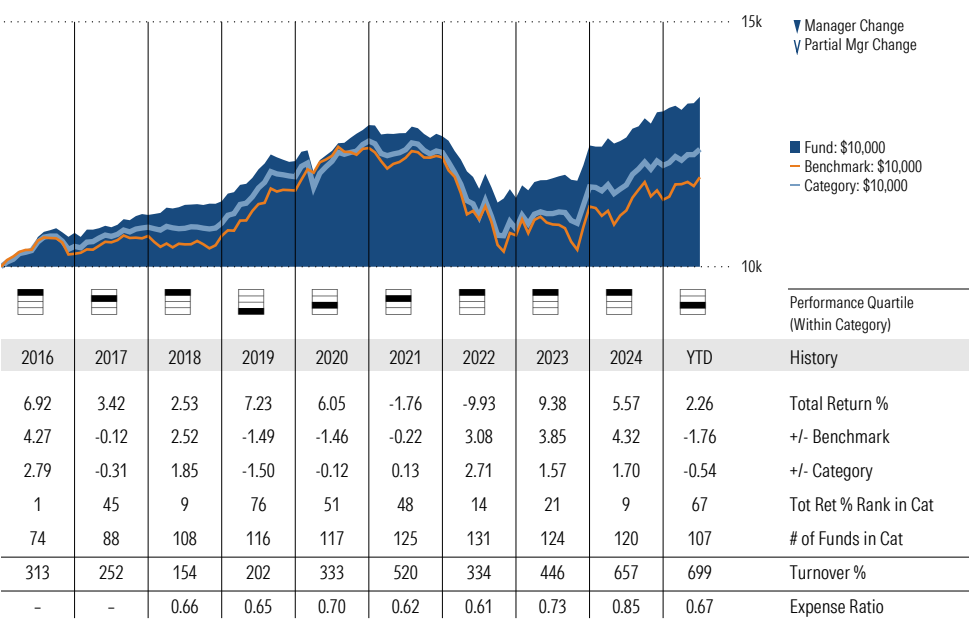
Morningstar Investment Management LLC Analysis

This fund passes all of Morningstar Investment Management's quantitative screens. Morningstar Investment Management has also assessed the fund from a qualitative perspective and, as a fiduciary, is comfortable recommending the fund's use in retirement plans.

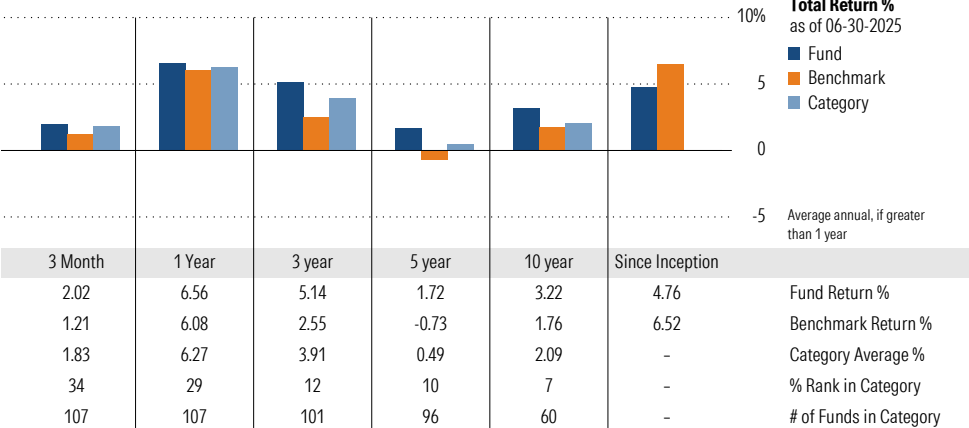
ESG Metrics

Metric	Rating	Updated
Sustainability Rating	3	05-31-2025

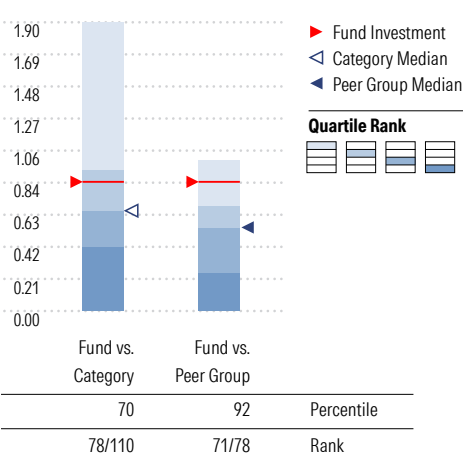
Growth of \$10,000



Trailing Performance



Net Expense



Peer group is a subset of the category and includes funds with the same management style (active vs. passive) and similar share class characteristics.

3-Year Risk Metrics

	Fund	Bmark	Cat
Alpha	3.62	-	1.93
Beta	0.54	-	0.77
R-Squared	75.83	-	85.63
Standard Deviation	4.53	7.30	6.01
Sharpe Ratio	0.07	-0.28	-0.13
Tracking Error	4.03	-	2.97
Information Ratio	0.64	-	0.51
Up Capture Ratio	67.71	-	82.96
Down Capture Ratio	31.59	-	63.50

Portfolio Metrics

	Fund	Bmark	Cat
Avg Eff Duration	7.27	4.43	6.88
Avg Eff Maturity	8.91	-	9.21

PIMCO International Bond (USD-Hdg) I-2 PFBPX

Morningstar Category
Global Bond-USD Hedged

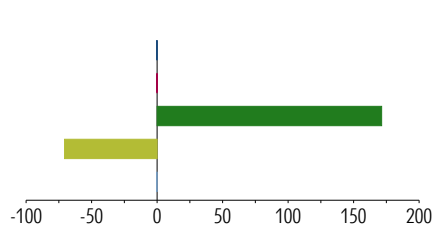
Morningstar Index
Bloomberg US Agg Bond TR USD

Style Analysis as of 06-30-2025

Style Breakdown



Asset Allocation as of 06-30-2025



Asset Class	Net %	Cat%
US Stocks	-0.27	-0.02
Non-US Stocks	-0.15	0.00
Bonds	171.41	106.91
Cash	-70.64	0.86
Other	-0.35	-7.75
Total	100.00	100.00

Credit Rating Breakdown

	Fund	Bmark	Cat
AAA	47.09	3.53	15.04
AA	16.03	74.59	37.81
A	12.00	10.82	22.94
BBB	21.55	8.32	17.83
BB	1.95	0.28	1.65
B	0.44	0.00	0.40
Below B	0.95	0.00	0.20
Not Rated	0.00	2.46	4.13

Sector Weighting as of 06-30-2025

	Fund	Bmark	Cat	Fund	Benchmark	Category Average
Government	41.86	-	48.65			
Treasury	7.84	-	28.68			
Inflation - Protected	0.72	-	1.42			
Agency/Quasi Agency	1.43	-	3.56			
Other Government Related	31.87	-	14.99			
Corporate	2.53	-	16.77			
Corporate Bond	2.37	-	16.47			
Bank Loan	0.16	-	0.22			
Convertible	0.00	-	0.00			
Preferred	0.00	-	0.08			
Securitized	12.93	-	9.37			
Agency MBS Pass-Through	9.55	-	5.76			
Agency MBS ARM	0.00	-	0.00			
Agency MBS CMO	0.20	-	0.45			
Non-Agency Residential MBS	0.77	-	0.47			
Commercial MBS	0.13	-	0.56			
Asset-Backed	1.65	-	1.91			
Covered Bond	0.63	-	0.22			
Municipal	0.03	-	0.09			
Cash & Equivalents	24.38	-	2.01			
Other	18.25	-	23.11			

Top 10 Holdings as of 06-30-2025

Name	Maturity Date	% Net Asset	Cumulative %	Fixed Income Sector
✱ Offset: Unsettled Trades	-	21.77	21.77	-
⊕ CDX IG43 5Y ICE	12-2029	20.97	42.74	-
✱ Cash Offset	-	19.88	62.62	-
⊖ EUROPEAN MONETARY UNION EURO Sold	05-2025	17.33	79.95	-
⊖ EUROPEAN MONETARY UNION EURO Purchased	05-2025	17.33	97.28	-
⊕ IRS EUR 2.25000 09/17/25-5Y LCH Pay	09-2030	15.77	113.06	-
⊕ IRS EUR 2.25000 09/17/25-5Y LCH Receive	09-2030	15.65	128.70	-
⊕ IRS CNY 1.50000 03/18/26-4Y* LCH Pay	06-2030	15.37	144.07	-
⊕ IRS CNY 1.50000 03/18/26-4Y* LCH Receive	06-2030	15.32	159.40	-
⊕ Federal National Mortgage Association 6.5%	06-2055	12.79	172.19	-

Total Holdings 1878

⊕ Increase ⊖ Decrease ✱ New to Portfolio

Vanguard 500 Index Admiral VFIAX

Morningstar Category
Large Blend
Morningstar Index
S&P 500 TR USD

Portfolio Manager(s)

Michelle Louie since 11-2017
Nick Birkett since 08-2023
Aur lie Denis since 02-2025

Quantitative Screens

- Performance: The fund has finished in the Large Blend category's top three quartiles in 10 of the 10 years it's been in existence.
- Management: The fund's management has been in place for 7.59 years.
- Style: The fund has landed in its primary style box — Large Blend — 77.14 % of the time over the past three years.
- Net Expense: The fund's expense ratio of 0.04 is 94.37% lower than the Large Blend category average.

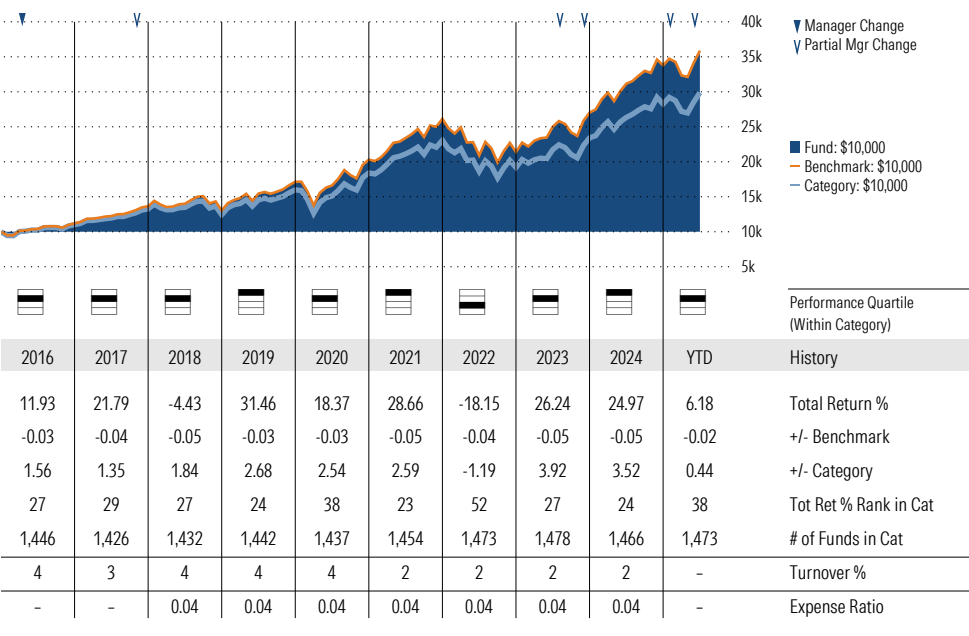
Morningstar Investment Management LLC Analysis

This fund passes all of Morningstar Investment Management's quantitative screens. Morningstar Investment Management has also assessed the fund from a qualitative perspective and, as a fiduciary, is comfortable recommending the fund's use in retirement plans.

ESG Metrics

Metric	Rating	Updated
Sustainability Rating	3	04-30-2025
Carbon Risk Score	Low Risk	12-31-2022
ESG Commitment	1-Low	02-15-2022

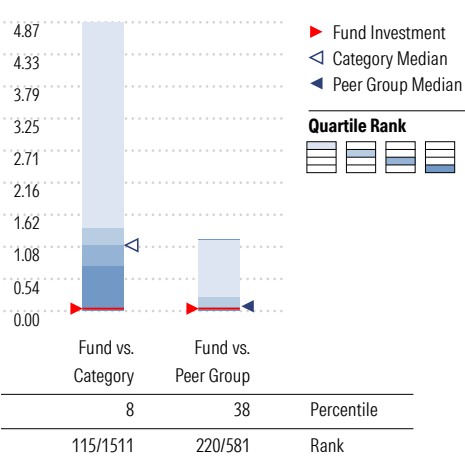
Growth of \$10,000



Trailing Performance



Net Expense



Peer group is a subset of the category and includes funds with the same management style (active vs. passive) and similar share class characteristics.

3-Year Risk Metrics

	Fund	Bmark	Cat
Alpha	-0.04	-	-1.12
Beta	1.00	-	0.98
R-Squared	100.00	-	94.55
Standard Deviation	15.80	15.80	15.86
Sharpe Ratio	0.92	0.92	0.82
Tracking Error	0.00	-	3.21
Information Ratio	-14.41	-	-1.48
Up Capture Ratio	99.92	-	95.68
Down Capture Ratio	100.09	-	101.04

Portfolio Metrics

	Fund	Bmark	Cat
Price/Earnings Ratio	25.50	26.71	26.89
Price/Book Ratio	4.68	4.89	5.30
Geom Avg Mkt Cap \$B	349.94	379.44	435.89
ROE	34.10	34.44	34.20

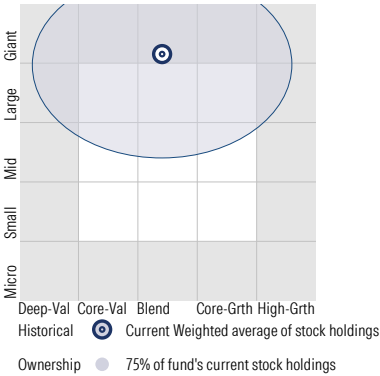
Vanguard 500 Index Admiral VFIAX

Morningstar Category
Large Blend

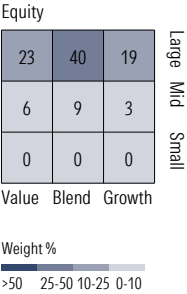
Morningstar Index
S&P 500 TR USD

Style Analysis as of 06-30-2025

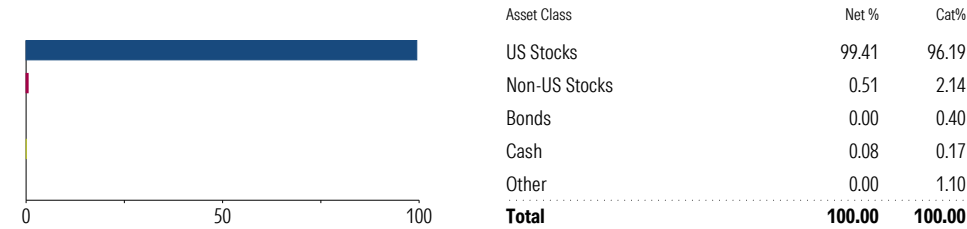
Morningstar Style Box™



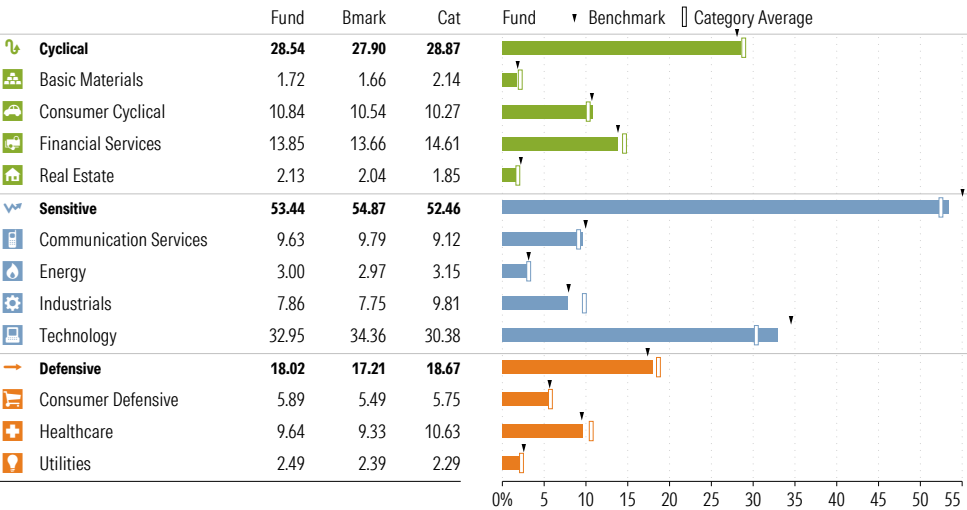
Style Breakdown



Asset Allocation as of 06-30-2025



Sector Weighting as of 06-30-2025



Top 15 Holdings as of 06-30-2025

Name	% Net Asset	Cumulative %	YTD Return %	Morningstar Sector
⊕ Microsoft Corp	6.83	6.83	18.40	Technology
⊕ NVIDIA Corp	6.60	13.42	17.66	Technology
⊕ Apple Inc	6.02	19.44	-17.87	Technology
⊕ Amazon.com Inc	3.86	23.30	0.00	Consumer Cyclical
⊕ Meta Platforms Inc Class A	2.83	26.13	26.24	Communication Svc
⊕ Broadcom Inc	2.26	28.39	19.41	Technology
⊕ Alphabet Inc Class A	2.00	30.39	-6.69	Communication Svc
⊕ Tesla Inc	1.93	32.32	-21.34	Consumer Cyclical
⊕ Berkshire Hathaway Inc Class B	1.84	34.16	7.17	Financial Services
⊕ Alphabet Inc Class C	1.63	35.79	-6.64	Communication Svc
⊕ JPMorgan Chase & Co	1.45	37.24	22.05	Financial Services
⊕ Visa Inc Class A	1.25	38.49	12.72	Financial Services
⊕ Eli Lilly and Co	1.16	39.65	1.36	Healthcare
⊕ Netflix Inc	1.03	40.68	50.24	Communication Svc
⊕ Mastercard Inc Class A	0.95	41.63	7.01	Financial Services

Total Holdings 509

⊕ Increase ⊖ Decrease ✨ New to Portfolio

Vanguard Developed Markets Index Admiral VTMGX

Morningstar Category
Foreign Large Blend

Morningstar Index
MSCI ACWI Ex USA NR USD

Portfolio Manager(s)

Christine Franquin since 02-2013
Michael Perre since 11-2017
Nicole Brubaker since 02-2025

Quantitative Screens

- Performance: The fund has finished in the Foreign Large Blend category's top three quartiles in 10 of the 10 years it's been in existence.
- Management: The fund's management has been in place for 12.36 years.
- Style: The fund has landed in its primary style box — Large Blend — 100 % of the time over the past three years.
- Net Expense: The fund's expense ratio of 0.05 is 93.83% lower than the Foreign Large Blend category average.

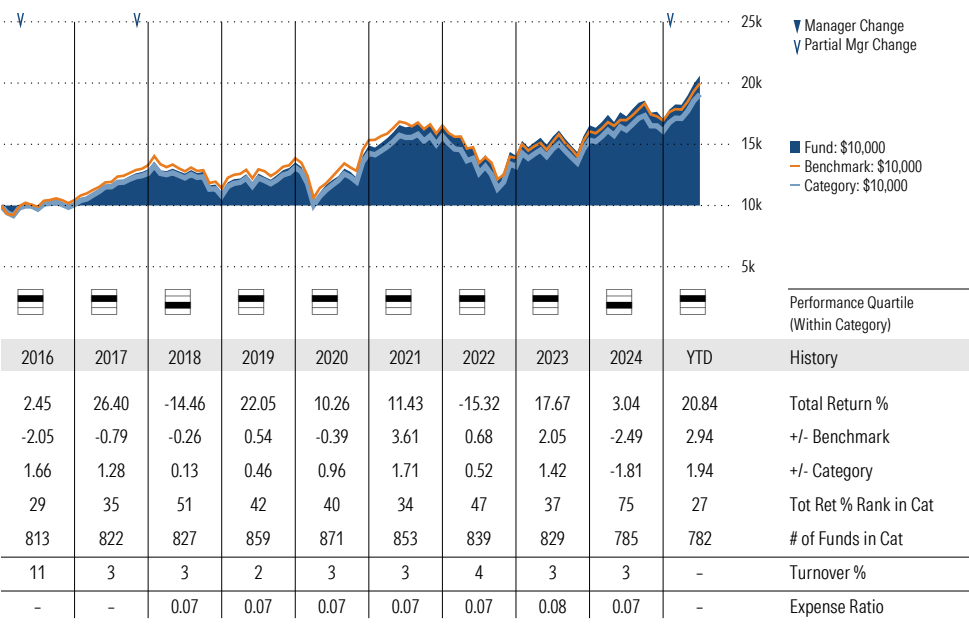
Morningstar Investment Management LLC Analysis

This fund passes all of Morningstar Investment Management's quantitative screens. Morningstar Investment Management has also assessed the fund from a qualitative perspective and, as a fiduciary, is comfortable recommending the fund's use in retirement plans.

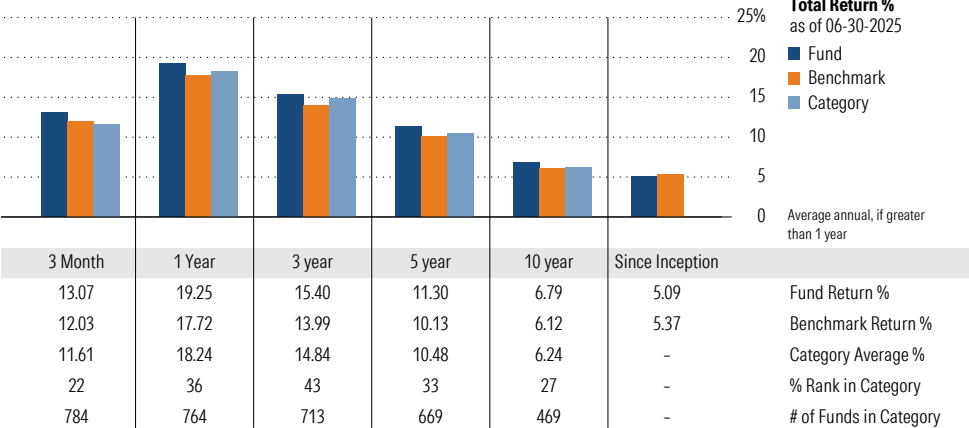
ESG Metrics

Metric	Rating	Updated
Sustainability Rating	3	05-31-2025
Carbon Risk Score	Low Risk	12-31-2022
ESG Commitment	1-Low	02-15-2022

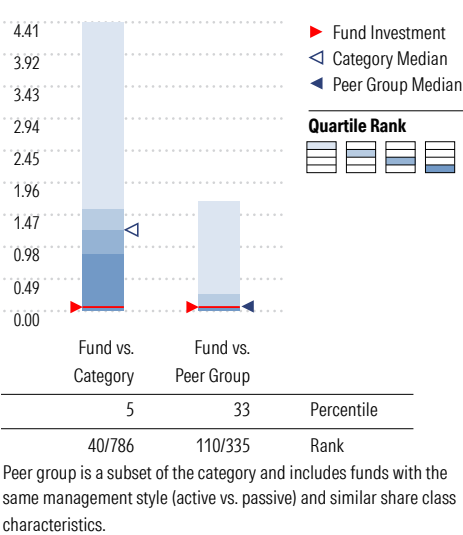
Growth of \$10,000



Trailing Performance



Net Expense



3-Year Risk Metrics

	Fund	Bmark	Cat
Alpha	0.30	-	0.55
Beta	1.08	-	1.02
R-Squared	95.26	-	92.02
Standard Deviation	16.61	14.96	15.88
Sharpe Ratio	0.66	0.63	0.65
Tracking Error	3.83	-	4.43
Information Ratio	0.37	-	0.19
Up Capture Ratio	113.52	-	105.71
Down Capture Ratio	116.28	-	105.97

Portfolio Metrics

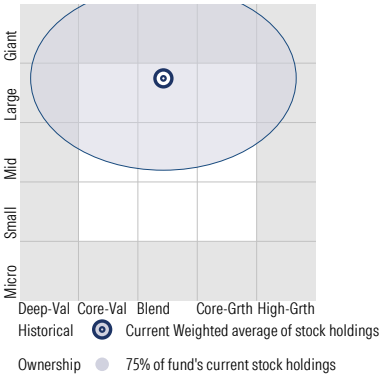
	Fund	Bmark	Cat
Price/Earnings Ratio	16.22	16.35	16.81
Price/Book Ratio	1.71	1.91	1.99
Geom Avg Mkt Cap \$B	36.59	57.95	65.68
ROE	15.64	17.20	18.02

Vanguard Developed Markets Index Admiral VTMGX

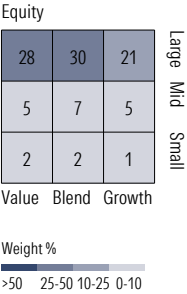
Morningstar Category
Foreign Large Blend

Morningstar Index
MSCI ACWI Ex USA NR USD

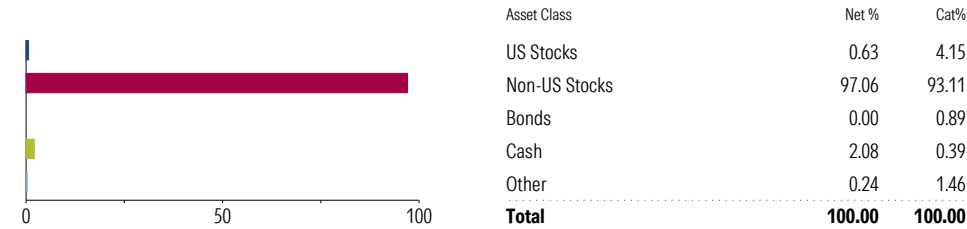
Style Analysis as of 06-30-2025
Morningstar Style Box™



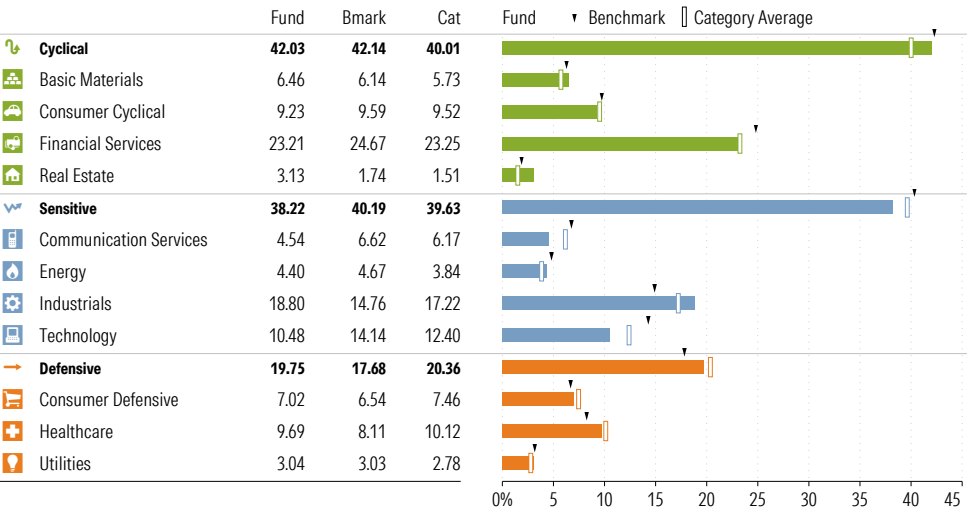
Style Breakdown




Asset Allocation as of 06-30-2025



Sector Weighting as of 06-30-2025



World Regions % Equity 06-30-2025



Top 10 Holdings as of 06-30-2025

Name	% Net Asset	Cumulative %	YTD Return %	Morningstar Sector
⊕ Silbh1142	1.61	1.61	-	-
⊕ SAP SE	1.30	2.91	-	Technology
⊕ ASML Holding NV	1.12	4.03	-	Technology
⊕ Nestle SA	1.07	5.10	-	Consumer Defensive
⊕ Novartis AG Registered Shares	0.89	6.00	-	Healthcare
⊕ Novo Nordisk AS Class B	0.89	6.89	-17.78	Healthcare
⊕ Roche Holding AG	0.87	7.76	19.85	Healthcare
⊕ Toyota Motor Corp	0.86	8.62	-	Consumer Cyclical
⊕ AstraZeneca PLC	0.86	9.48	-	Healthcare
⊕ HSBC Holdings PLC	0.82	10.30	-	Financial Services

Total Holdings 3886

⊕ Increase ⊖ Decrease ✨ New to Portfolio

Vanguard Real Estate Index Admiral VGSLX

Morningstar Category
Real Estate

Morningstar Index
S&P United States REIT TR USD

Portfolio Manager(s)

Gerard O'Reilly since 05-1996
Chris Nieves since 02-2025
Jena Stenger since 02-2025

Quantitative Screens

- Performance: The fund has finished in the Real Estate category's top three quartiles in 10 of the 10 years it's been in existence.
- Management: The fund's management has been in place for 29.15 years.
- Style: The fund has landed in its primary style box — Mid-Cap Blend — 91.43 % of the time over the past three years.
- Net Expense: The fund's expense ratio of 0.13 is 88.39% lower than the Real Estate category average.

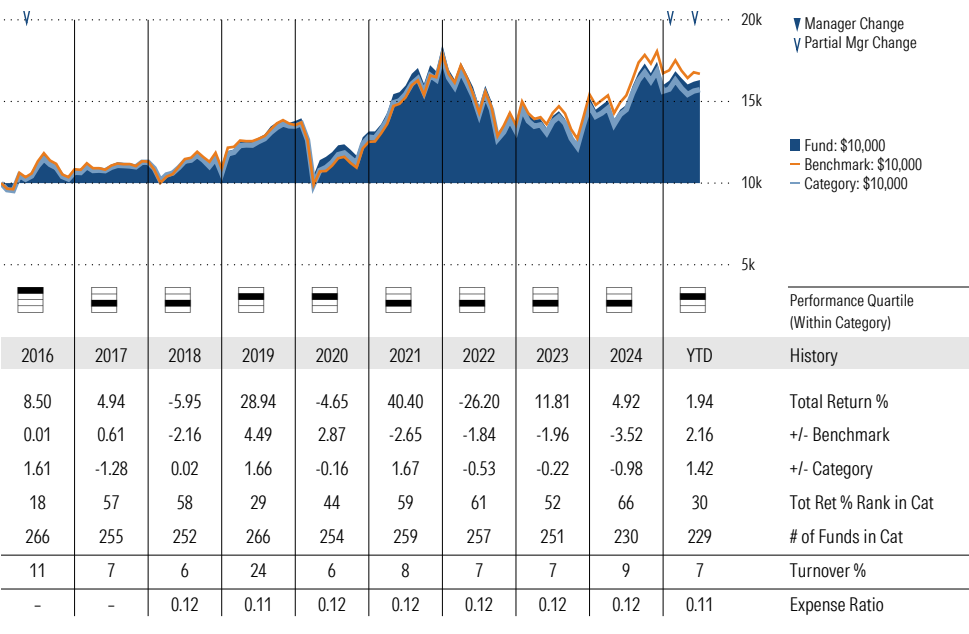
Morningstar Investment Management LLC Analysis

This fund passes all of Morningstar Investment Management's quantitative screens. Morningstar Investment Management has also assessed the fund from a qualitative perspective and, as a fiduciary, is comfortable recommending the fund's use in retirement plans.

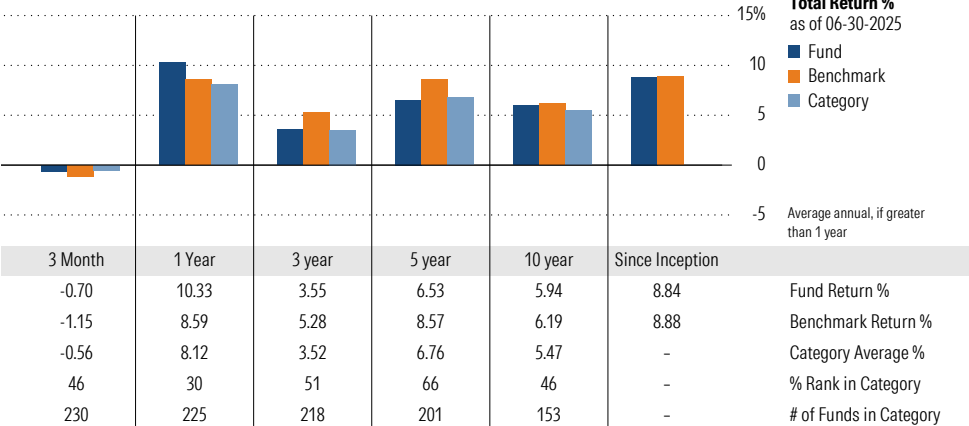
ESG Metrics

Metric	Rating	Updated
Sustainability Rating	2	05-31-2025
Carbon Risk Score	Low Risk	12-31-2022
ESG Commitment	1-Low	02-15-2022

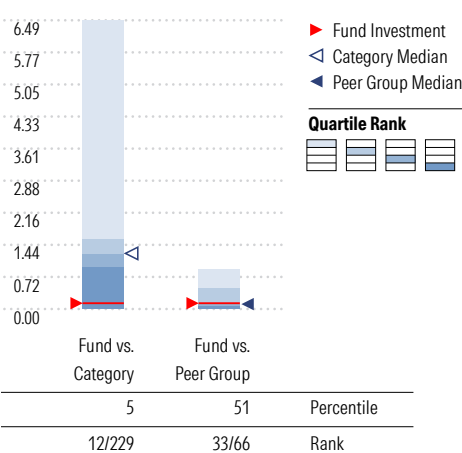
Growth of \$10,000



Trailing Performance



Net Expense



Peer group is a subset of the category and includes funds with the same management style (active vs. passive) and similar share class characteristics.

3-Year Risk Metrics

	Fund	Bmark	Cat
Alpha	-1.72	-	-1.55
Beta	1.03	-	0.97
R-Squared	98.39	-	94.40
Standard Deviation	20.28	19.53	19.40
Sharpe Ratio	0.03	0.11	-0.01
Tracking Error	2.64	-	4.03
Information Ratio	-0.66	-	-0.51
Up Capture Ratio	98.14	-	92.49
Down Capture Ratio	104.05	-	97.96

Portfolio Metrics

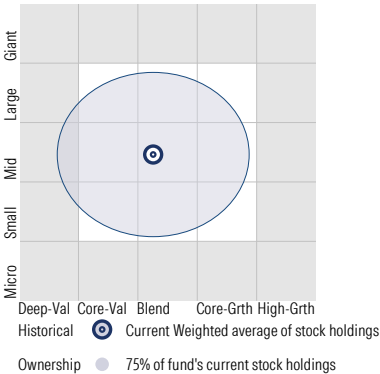
	Fund	Bmark	Cat
Price/Earnings Ratio	32.95	38.46	33.65
Price/Book Ratio	2.33	2.42	2.65
Geom Avg Mkt Cap \$B	26.63	9.35	35.74
ROE	12.70	9.56	14.21

Vanguard Real Estate Index Admiral VGSLX

Morningstar Category
Real Estate

Morningstar Index
S&P United States REIT TR USD

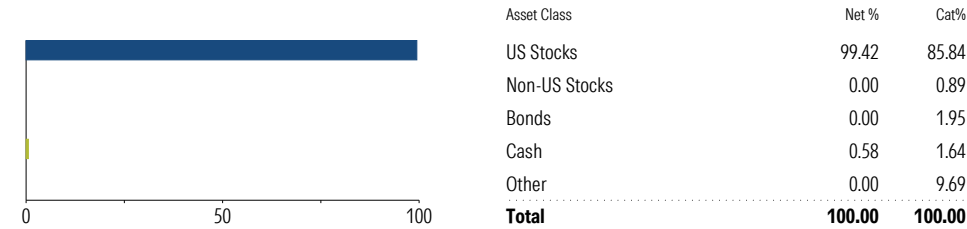
Style Analysis as of 06-30-2025
Morningstar Style Box™



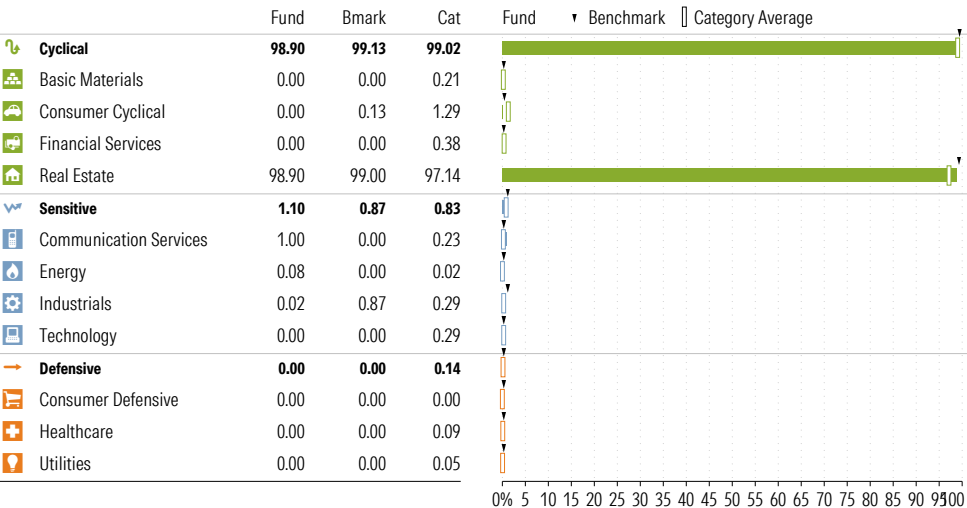
Style Breakdown



Asset Allocation as of 06-30-2025



Sector Weighting as of 06-30-2025



Top 15 Holdings as of 06-30-2025

Name	% Net Asset	Cumulative %	YTD Return %	Morningstar Sector
Vanguard Real Estate II Index	14.34	14.34	-	-
⊖ Prologis Inc	5.86	20.20	1.36	Real Estate
⊖ American Tower Corp	5.85	26.06	22.36	Real Estate
⊕ Welltower Inc	5.71	31.76	23.04	Real Estate
⊕ Equinix Inc	5.06	36.83	-14.64	Real Estate
⊕ Digital Realty Trust Inc	3.36	40.19	-0.32	Real Estate
⊖ Simon Property Group Inc	3.10	43.29	-4.21	Real Estate
⊕ Realty Income Corp	2.94	46.23	10.86	Real Estate
⊖ Public Storage	2.84	49.06	-0.01	Real Estate
⊖ Crown Castle Inc	2.51	51.57	16.08	Real Estate
⊖ CBRE Group Inc Class A	2.18	53.75	6.73	Real Estate
⊖ Extra Space Storage Inc	1.87	55.62	0.72	Real Estate
⊖ CoStar Group Inc	1.81	57.43	12.31	Real Estate
⊖ VICI Properties Inc Ordinary Shares	1.78	59.21	14.57	Real Estate
⊖ AvalonBay Communities Inc	1.71	60.93	-5.90	Real Estate

Total Holdings 162

⊕ Increase ⊖ Decrease ✨ New to Portfolio

Vanguard Small Cap Value Index Admiral VSIAX

Morningstar Category
Small Value
Morningstar Index
Russell 2000 Value TR USD

Portfolio Manager(s)

Gerard O'Reilly since 04-2016
Kenny Narzikul since 02-2025
Aaron Choi since 02-2025

Quantitative Screens

- Performance: The fund has finished in the Small Value category's top three quartiles in 10 of the 10 years it's been in existence.
- Management: The fund's management has been in place for 9.18 years.
- Style: The fund has landed in its primary style box — Small Value — 100 % of the time over the past three years.
- Net Expense: The fund's expense ratio of 0.07 is 93.58% lower than the Small Value category average.

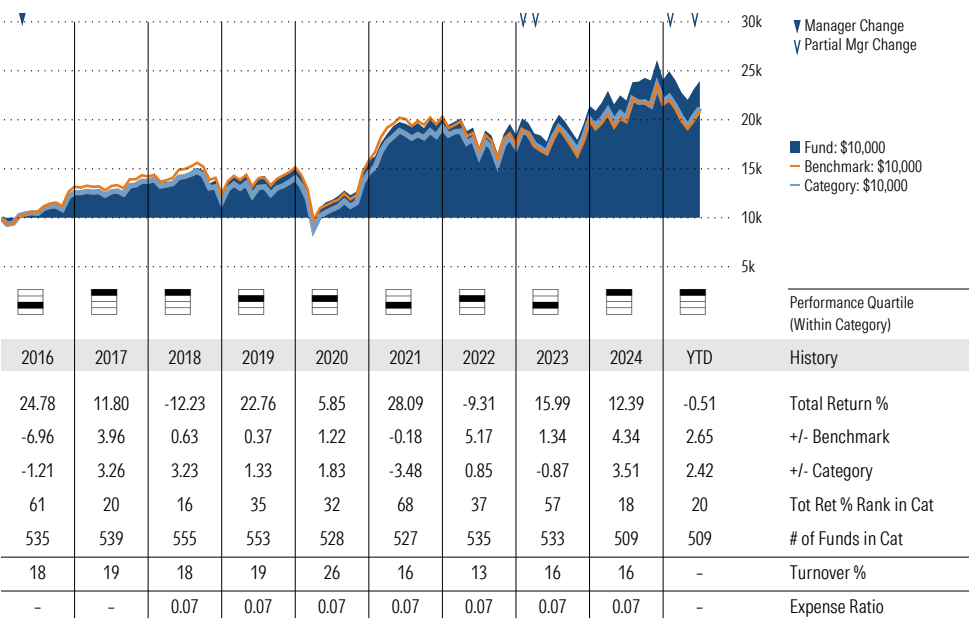
Morningstar Investment Management LLC Analysis

This fund passes all of Morningstar Investment Management's quantitative screens. Morningstar Investment Management has also assessed the fund from a qualitative perspective and, as a fiduciary, is comfortable recommending the fund's use in retirement plans.

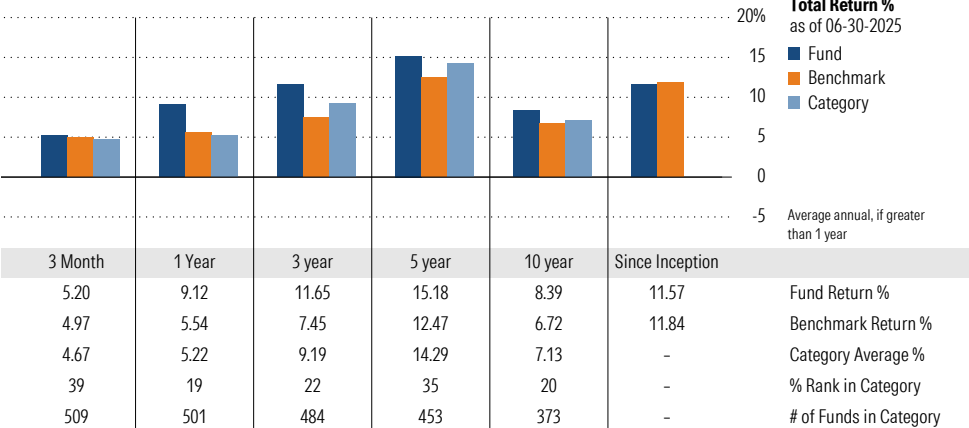
ESG Metrics

Metric	Rating	Updated
Sustainability Rating	4	05-31-2025
Carbon Risk Score	Medium Risk	12-31-2022
ESG Commitment	1-Low	02-15-2022

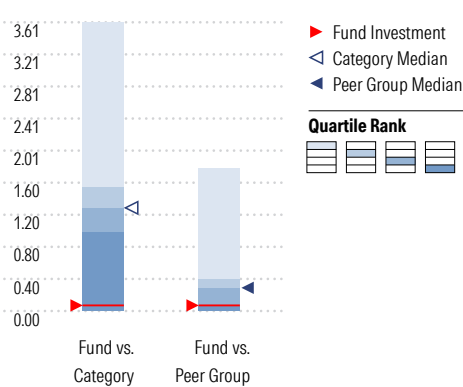
Growth of \$10,000



Trailing Performance



Net Expense



Peer group is a subset of the category and includes funds with the same management style (active vs. passive) and similar share class characteristics.

3-Year Risk Metrics

	Fund	Bmark	Cat
Alpha	4.47	-	1.90
Beta	0.89	-	0.93
R-Squared	96.34	-	94.42
Standard Deviation	20.93	22.98	21.90
Sharpe Ratio	0.40	0.22	0.28
Tracking Error	4.69	-	5.33
Information Ratio	0.89	-	0.27
Up Capture Ratio	98.40	-	96.77
Down Capture Ratio	85.73	-	91.68

Portfolio Metrics

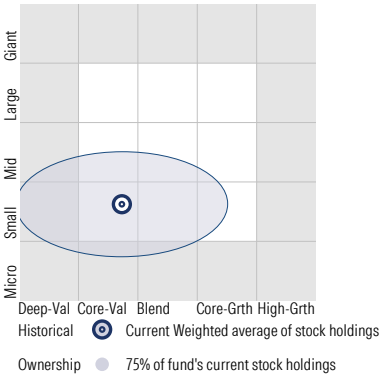
	Fund	Bmark	Cat
Price/Earnings Ratio	16.46	13.75	15.06
Price/Book Ratio	1.71	1.15	1.58
Geom Avg Mkt Cap \$B	6.80	1.97	5.42
ROE	13.21	3.84	11.00

Vanguard Small Cap Value Index Admiral VSIAX

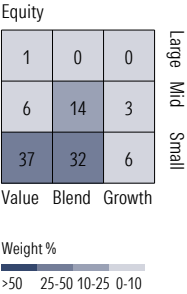
Morningstar Category
Small Value

Morningstar Index
Russell 2000 Value TR USD

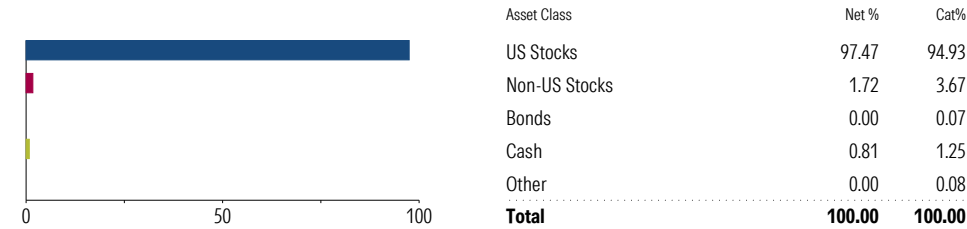
Style Analysis as of 06-30-2025
Morningstar Style Box™



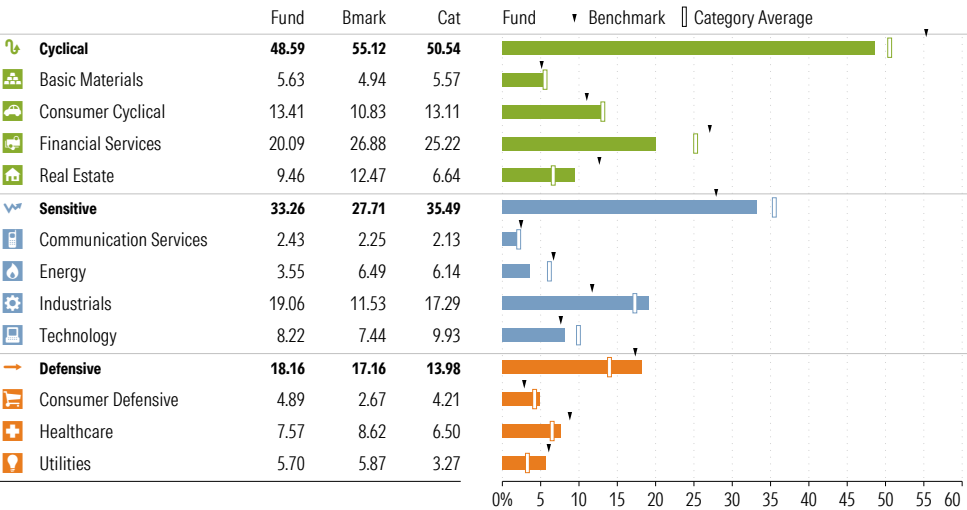
Style Breakdown



Asset Allocation as of 06-30-2025



Sector Weighting as of 06-30-2025



Top 15 Holdings as of 06-30-2025

Name	% Net Asset	Cumulative %	YTD Return %	Morningstar Sector
NRG Energy Inc	0.92	0.92	78.96	Utilities
Slcmt1142	0.72	1.64	-	-
Atmos Energy Corp	0.70	2.34	11.90	Utilities
Smurfit WestRock PLC	0.67	3.01	-18.29	Consumer Cyclical
EMCOR Group Inc	0.64	3.65	17.95	Industrials
Williams-Sonoma Inc	0.59	4.24	-11.11	Consumer Cyclical
US Foods Holding Corp	0.54	4.79	14.16	Consumer Defensive
First Citizens BancShares Inc Class A	0.52	5.31	-7.22	Financial Services
Jabil Inc	0.52	5.83	51.67	Technology
Carlisle Companies Inc	0.51	6.33	1.78	Industrials
F5 Inc	0.49	6.82	17.04	Technology
Pentair PLC	0.49	7.31	2.50	Industrials
Equitable Holdings Inc	0.49	7.79	20.01	Financial Services
Tapestry Inc	0.49	8.28	35.48	Consumer Cyclical
Tenet Healthcare Corp	0.48	8.76	39.43	Healthcare

Total Holdings 840

⊕ Increase ⊖ Decrease ✨ New to Portfolio

Vanguard Target Retirement 2020 Fund VTWNX

Morningstar Category
Target-Date 2020

Morningstar Index
Morningstar Lifetime Mod 2020 TR USD

Portfolio Manager(s)

Walter Nejman since 02-2013
Aur lie Denis since 02-2023
Michael Roach since 02-2023
Roger Aliaga-Diaz since 02-2023

Quantitative Screens

- Performance: The fund has finished in the Target-Date 2020 category's top three quartiles in 10 of the 10 years it's been in existence.
- Management: The fund's management has been in place for 12.36 years.
- Style: The fund has landed in its primary style box — Large Blend — 100 % of the time over the past three years.
- Net Expense: The fund's expense ratio of 0.08 is 84% lower than the Target-Date 2020 category average.

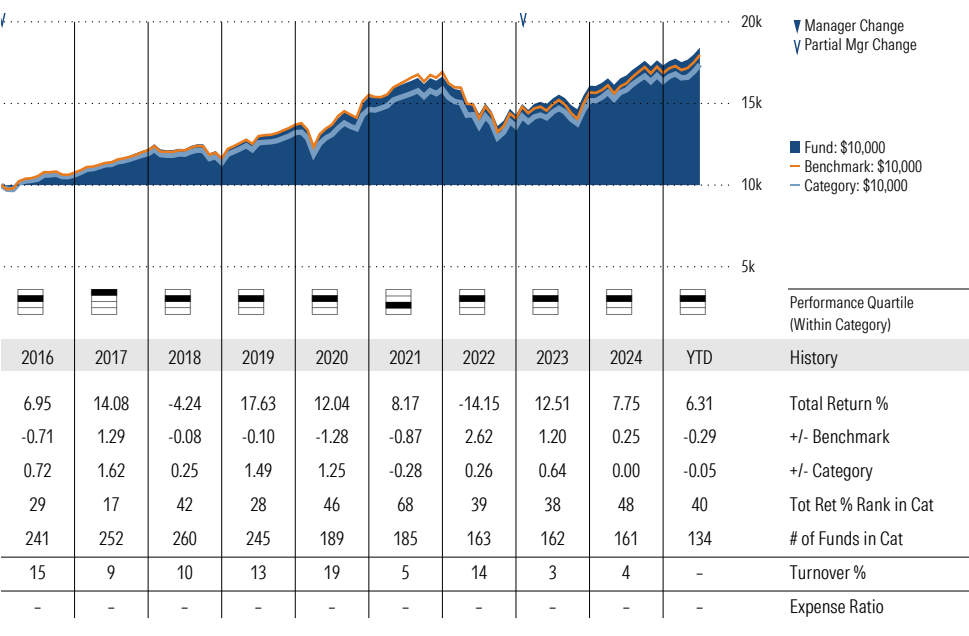
Morningstar Investment Management LLC Analysis

This fund passes all of Morningstar Investment Management's quantitative screens. Morningstar Investment Management has also assessed the fund from a qualitative perspective and, as a fiduciary, is comfortable recommending the fund's use in retirement plans.

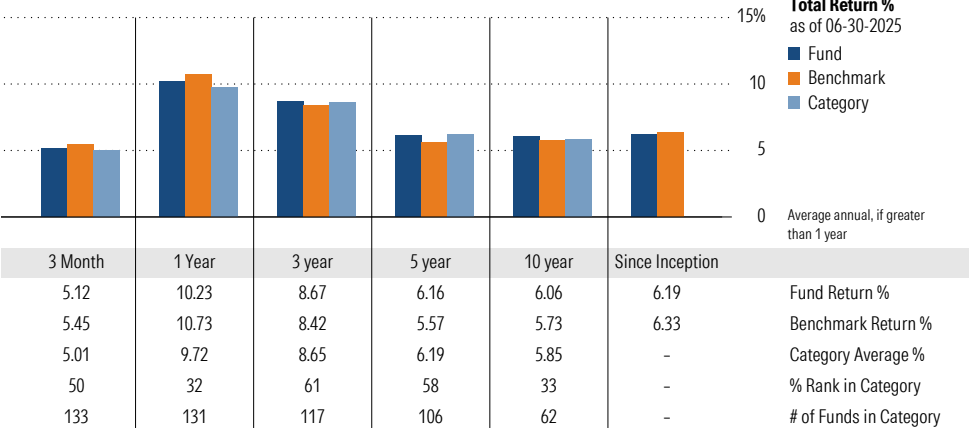
ESG Metrics

Metric	Rating	Updated
Sustainability Rating	4	05-31-2025
ESG Commitment	1-Low	02-15-2022

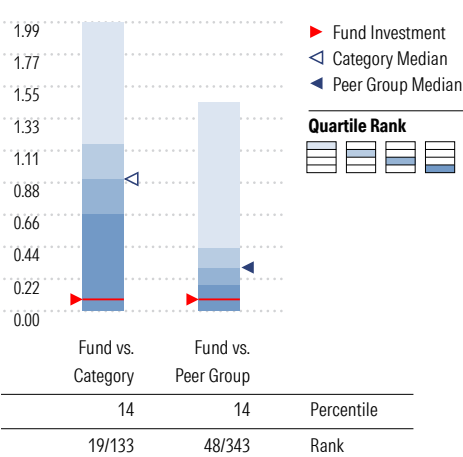
Growth of \$10,000



Trailing Performance



Net Expense



Peer group is a subset of the category and includes funds with the same management style (active vs. passive) and similar share class characteristics.

3-Year Risk Metrics

	Fund	Bmark	Cat
Alpha	1.29	-	0.87
Beta	0.86	-	0.91
R-Squared	99.07	-	98.57
Standard Deviation	9.14	10.55	9.67
Sharpe Ratio	0.43	0.37	0.41
Tracking Error	1.70	-	1.59
Information Ratio	0.15	-	0.17
Up Capture Ratio	90.95	-	94.46
Down Capture Ratio	83.02	-	89.33

Portfolio Metrics

	Fund	Bmark	Cat
Price/Earnings Ratio	20.04	21.83	21.57
Price/Book Ratio	2.62	2.98	2.92
Avg Eff Duration	5.39	-	4.58

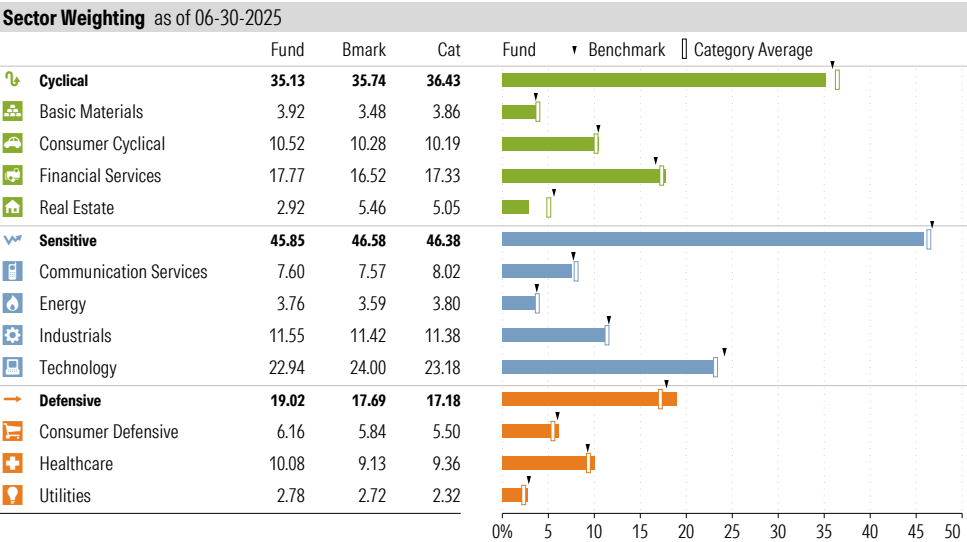
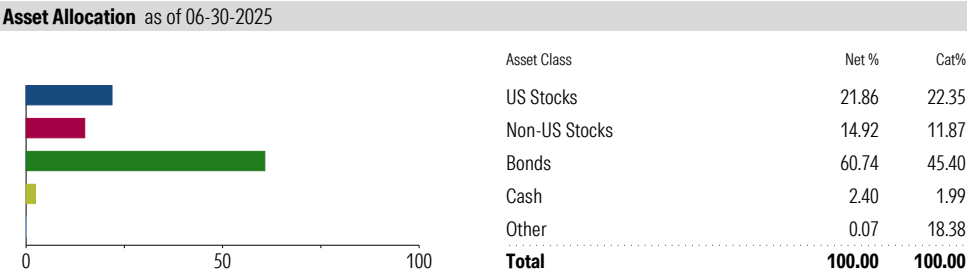
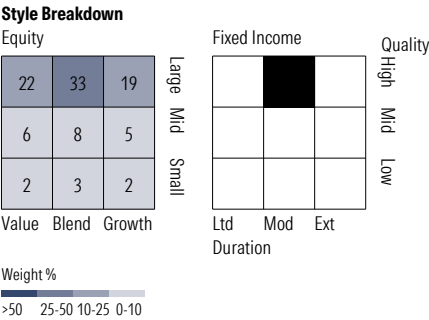
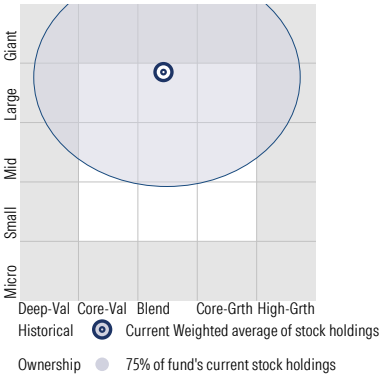
Vanguard Target Retirement 2020 Fund VTWNX

Morningstar Category
Target-Date 2020

Morningstar Index
Morningstar Lifetime Mod 2020 TR USD

Style Analysis as of 06-30-2025

Morningstar Style Box™



Top 7 Holdings as of 06-30-2025

Name	Maturity Date	% Net Asset	Cumulative %	YTD Return %	Morningstar Sector
⊕ Vanguard Total Bond Market II Idx Inv	-	33.70	33.70	-	-
⊖ Vanguard Total Stock Mkt Idx Instl Pls	-	22.02	55.72	-	-
⊖ Vanguard Total Intl Stock Index Inv	-	15.26	70.98	-	-
⊖ Vanguard Total Intl Bd II Idx Instl	-	14.57	85.55	-	-
⊖ Vanguard Shrt-Term Infl-Prot Sec Idx Adm	-	13.81	99.36	-	-
⊕ Mktliq 12/31/2049	-	0.63	99.99	-	-
⊕ Us Dollar	-	0.01	100.00	-	-

Total Holdings 7

⊕ Increase ⊖ Decrease ✨ New to Portfolio

Vanguard Target Retirement 2025 Fund VTTVX

Morningstar Category
Target-Date 2025

Morningstar Index
Morningstar Lifetime Mod 2025 TR USD

Portfolio Manager(s)

Walter Nejman since 02-2013
Aur lie Denis since 02-2023
Michael Roach since 02-2023
Roger Aliaga-Diaz since 02-2023

Quantitative Screens

- Performance: The fund has finished in the Target-Date 2025 category's top three quartiles in 10 of the 10 years it's been in existence.
- Management: The fund's management has been in place for 12.36 years.
- Style: The fund has landed in its primary style box — Large Blend — 100 % of the time over the past three years.
- Net Expense: The fund's expense ratio of 0.08 is 85.96% lower than the Target-Date 2025 category average.

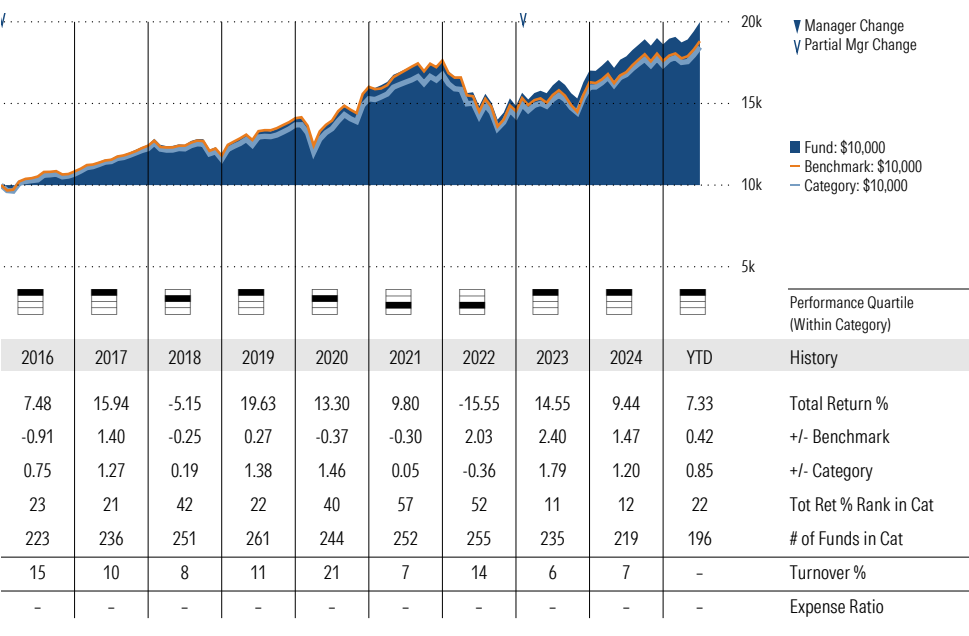
Morningstar Investment Management LLC Analysis

This fund passes all of Morningstar Investment Management's quantitative screens. Morningstar Investment Management has also assessed the fund from a qualitative perspective and, as a fiduciary, is comfortable recommending the fund's use in retirement plans.

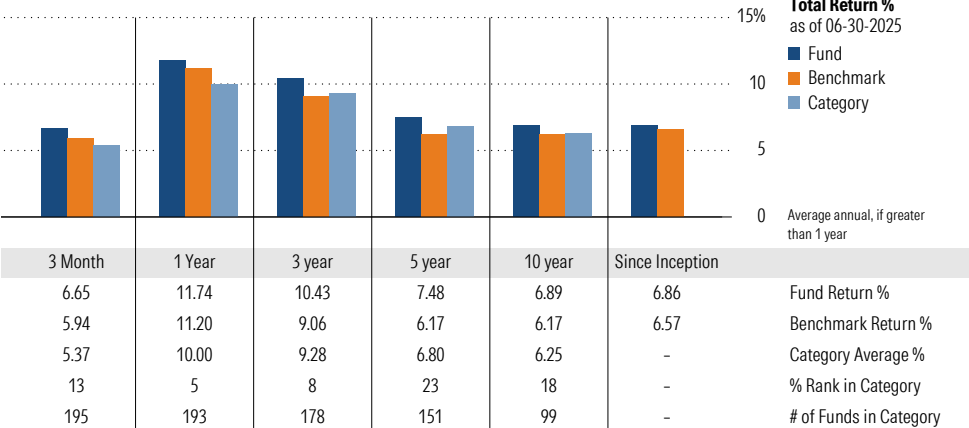
ESG Metrics

Metric	Rating	Updated
Sustainability Rating	3	05-31-2025
Carbon Risk Score	Low Risk	12-31-2022
ESG Commitment	1-Low	02-15-2022

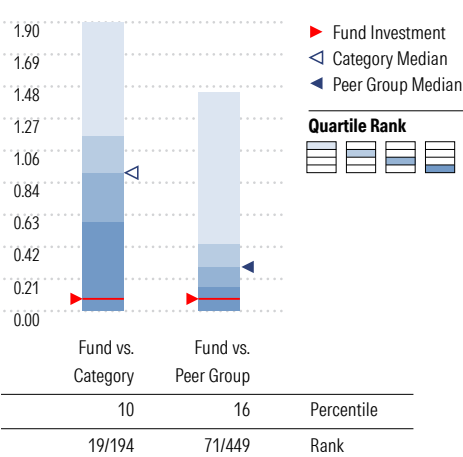
Growth of \$10,000



Trailing Performance



Net Expense



Peer group is a subset of the category and includes funds with the same management style (active vs. passive) and similar share class characteristics.

3-Year Risk Metrics

	Fund	Bmark	Cat
Alpha	1.88	-	1.13
Beta	0.92	-	0.88
R-Squared	98.96	-	97.96
Standard Deviation	10.54	11.35	10.05
Sharpe Ratio	0.54	0.40	0.45
Tracking Error	1.38	-	2.02
Information Ratio	1.00	-	0.21
Up Capture Ratio	99.07	-	91.70
Down Capture Ratio	88.61	-	85.42

Portfolio Metrics

	Fund	Bmark	Cat
Price/Earnings Ratio	20.06	21.67	20.35
Price/Book Ratio	2.63	2.94	2.96
Avg Eff Duration	5.65	-	3.85

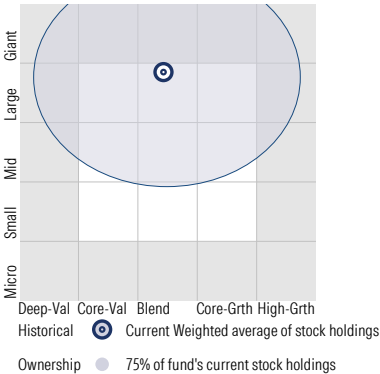
Vanguard Target Retirement 2025 Fund VTTVX

Morningstar Category
Target-Date 2025

Morningstar Index
Morningstar Lifetime Mod 2025 TR USD

Style Analysis as of 06-30-2025

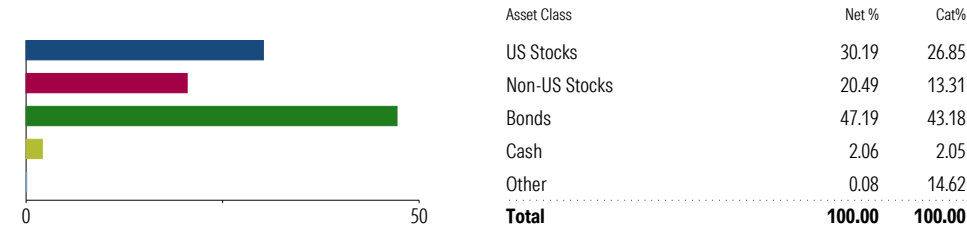
Morningstar Style Box™



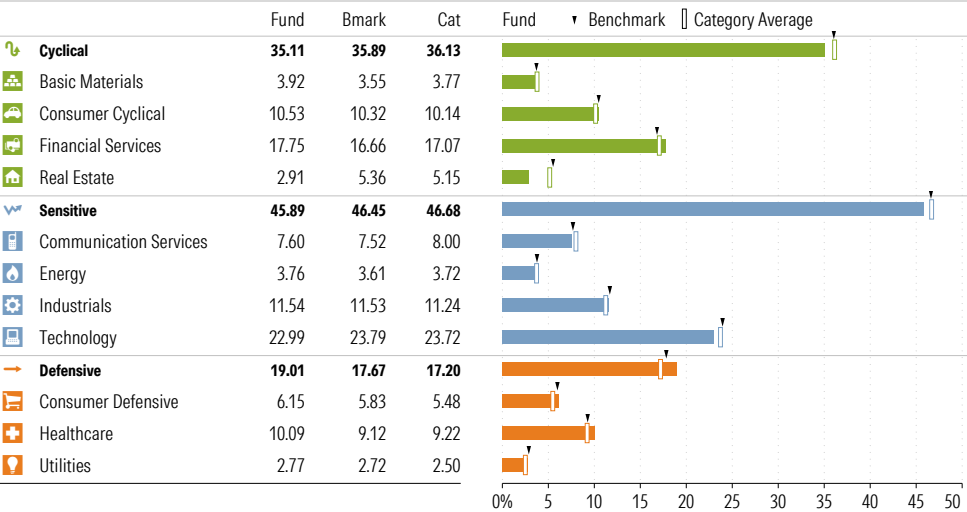
Style Breakdown



Asset Allocation as of 06-30-2025



Sector Weighting as of 06-30-2025



Top 7 Holdings as of 06-30-2025

Name	Maturity Date	% Net Asset	Cumulative %	YTD Return %	Morningstar Sector
⊖ Vanguard Total Stock Mkt Idx Instl Pls	-	30.41	30.41	-	-
⊕ Vanguard Total Bond Market II Idx Inv	-	28.40	58.81	-	-
⊖ Vanguard Total Intl Stock Index Inv	-	20.95	79.76	-	-
⊖ Vanguard Total Intl Bd II Idx Instl	-	12.54	92.30	-	-
⊖ Vanguard Shrt-Term Infl-Prot Sec Idx Adm	-	7.04	99.34	-	-
⊕ Mktliq 12/31/2049	-	0.66	100.00	-	-
⊕ Us Dollar	-	0.00	100.00	-	-

Total Holdings 7

⊕ Increase ⊖ Decrease ✱ New to Portfolio

Vanguard Target Retirement 2030 Fund VTHRX

Morningstar Category Target-Date 2030
Morningstar Index Morningstar Lifetime Mod 2030 TR USD

Portfolio Manager(s)

Walter Nejman since 02-2013
Aur lie Denis since 02-2023
Michael Roach since 02-2023
Roger Aliaga-Diaz since 02-2023

Quantitative Screens

- Performance: The fund has finished in the Target-Date 2030 category's top three quartiles in 10 of the 10 years it's been in existence.
- Management: The fund's management has been in place for 12.36 years.
- Style: The fund has landed in its primary style box — Large Blend — 100 % of the time over the past three years.
- Net Expense: The fund's expense ratio of 0.08 is 85.96% lower than the Target-Date 2030 category average.

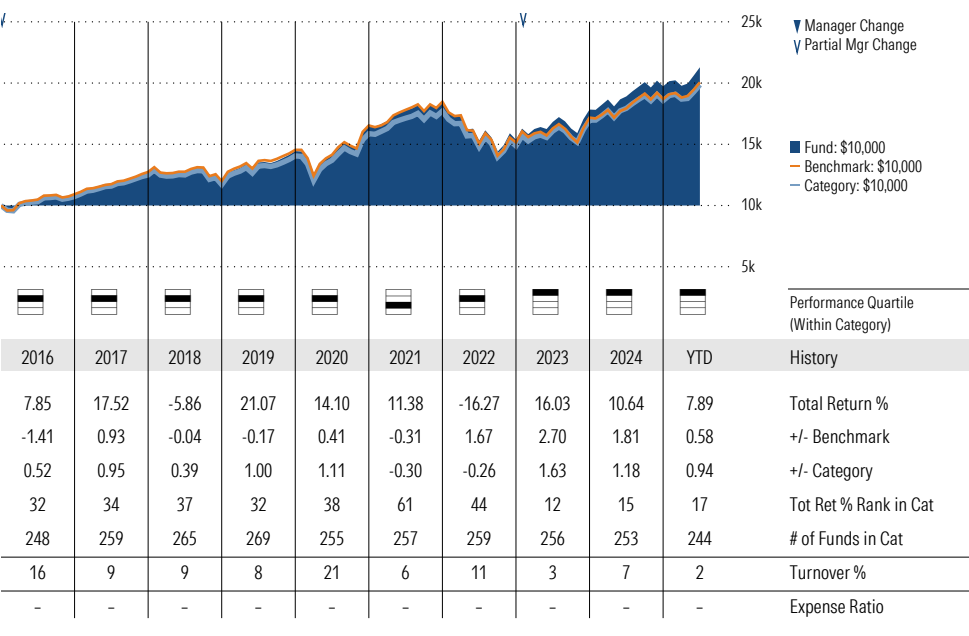
Morningstar Investment Management LLC Analysis

This fund passes all of Morningstar Investment Management's quantitative screens. Morningstar Investment Management has also assessed the fund from a qualitative perspective and, as a fiduciary, is comfortable recommending the fund's use in retirement plans.

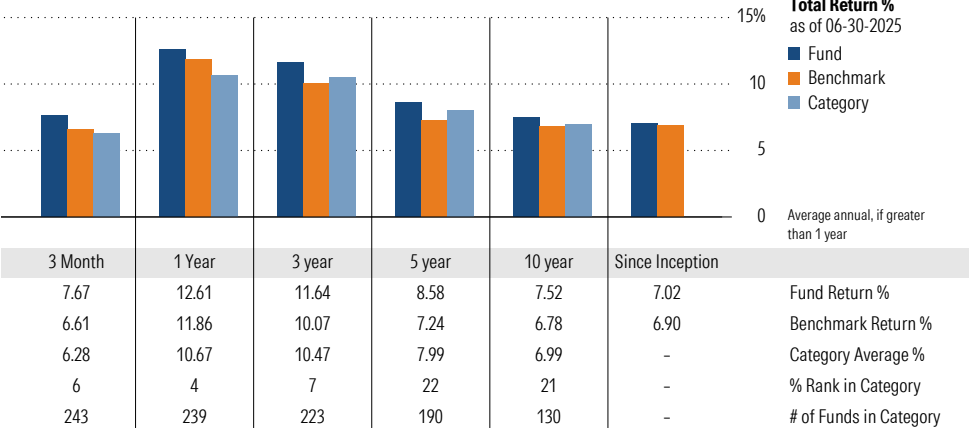
ESG Metrics

Metric	Rating	Updated
Sustainability Rating	3	05-31-2025
Carbon Risk Score	Low Risk	12-31-2022
ESG Commitment	1-Low	02-15-2022

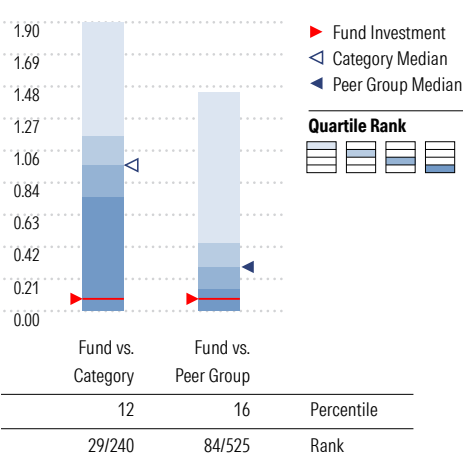
Growth of \$10,000



Trailing Performance



Net Expense



Peer group is a subset of the category and includes funds with the same management style (active vs. passive) and similar share class characteristics.

3-Year Risk Metrics

	Fund	Bmark	Cat
Alpha	1.93	-	1.14
Beta	0.95	-	0.91
R-Squared	98.91	-	98.24
Standard Deviation	11.54	12.15	11.16
Sharpe Ratio	0.60	0.46	0.52
Tracking Error	1.38	-	1.83
Information Ratio	1.14	-	0.31
Up Capture Ratio	100.87	-	94.81
Down Capture Ratio	91.00	-	88.93

Portfolio Metrics

	Fund	Bmark	Cat
Price/Earnings Ratio	20.06	21.51	20.98
Price/Book Ratio	2.63	2.89	3.02
Avg Eff Duration	6.17	-	4.59

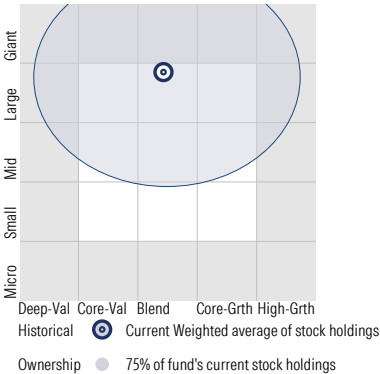
Vanguard Target Retirement 2030 Fund VTHR

Morningstar Category
Target-Date 2030

Morningstar Index
Morningstar Lifetime Mod 2030 TR USD

Style Analysis as of 06-30-2025

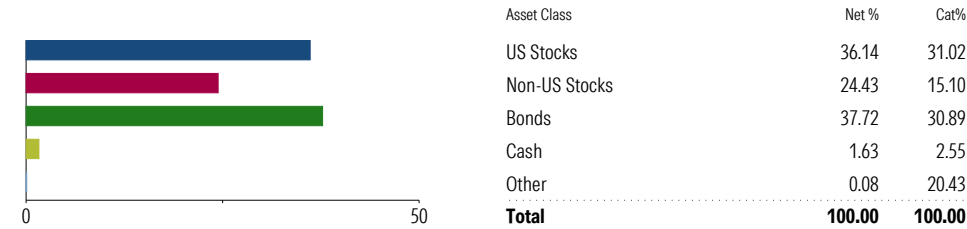
Morningstar Style Box™



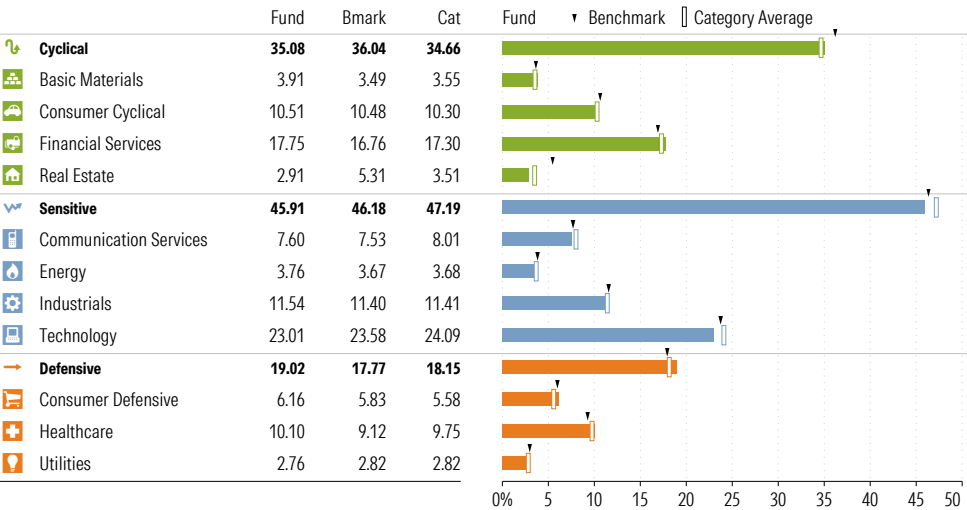
Style Breakdown



Asset Allocation as of 06-30-2025



Sector Weighting as of 06-30-2025



Top 6 Holdings as of 06-30-2025

Name	Maturity Date	% Net Asset	Cumulative %	YTD Return %	Morningstar Sector
⊖ Vanguard Total Stock Mkt Idx Instl Pls	-	36.41	36.41	-	-
⊕ Vanguard Total Bond Market II Idx Inv	-	26.44	62.84	-	-
⊖ Vanguard Total Intl Stock Index Inv	-	24.98	87.82	-	-
⊖ Vanguard Total Intl Bd II Idx Instl	-	11.52	99.34	-	-
⊕ Mktliq 12/31/2049	-	0.64	99.98	-	-
⊕ Us Dollar	-	0.02	100.00	-	-

Total Holdings 6

⊕ Increase ⊖ Decrease ✱ New to Portfolio

Vanguard Target Retirement 2035 Fund VTTHX

Morningstar Category Target-Date 2035
Morningstar Index Morningstar Lifetime Mod 2035 TR USD

Portfolio Manager(s)

Walter Nejman since 02-2013
Aur lie Denis since 02-2023
Michael Roach since 02-2023
Roger Aliaga-Diaz since 02-2023

Quantitative Screens

- Performance: The fund has finished in the Target-Date 2035 category's top three quartiles in 9 of the 10 years it's been in existence.
- Management: The fund's management has been in place for 12.36 years.
- Style: The fund has landed in its primary style box — Large Blend — 96.97 % of the time over the past three years.
- Net Expense: The fund's expense ratio of 0.08 is 85.96% lower than the Target-Date 2035 category average.

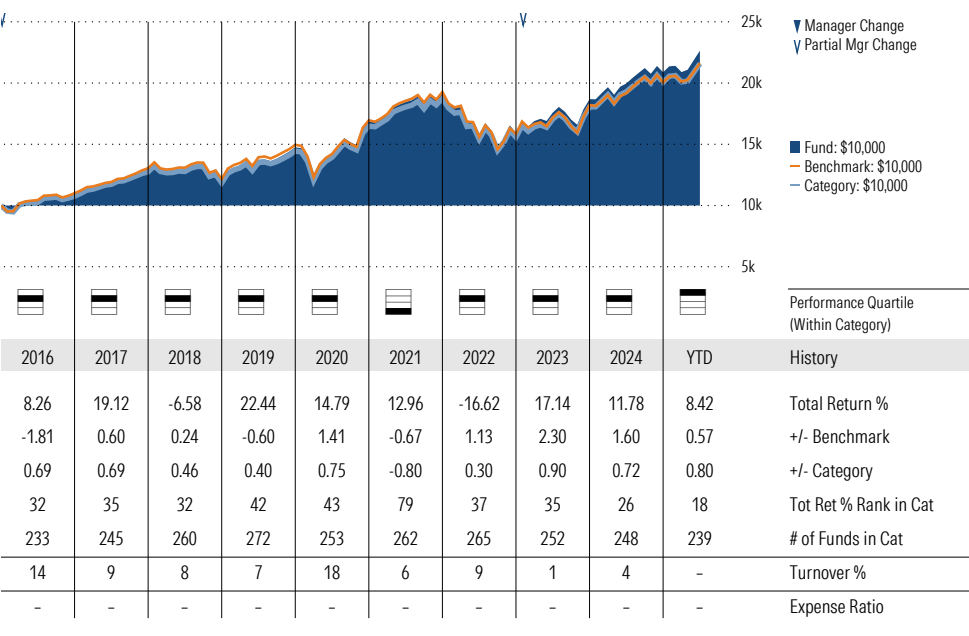
Morningstar Investment Management LLC Analysis

This fund passes all of Morningstar Investment Management's quantitative screens. Morningstar Investment Management has also assessed the fund from a qualitative perspective and, as a fiduciary, is comfortable recommending the fund's use in retirement plans.

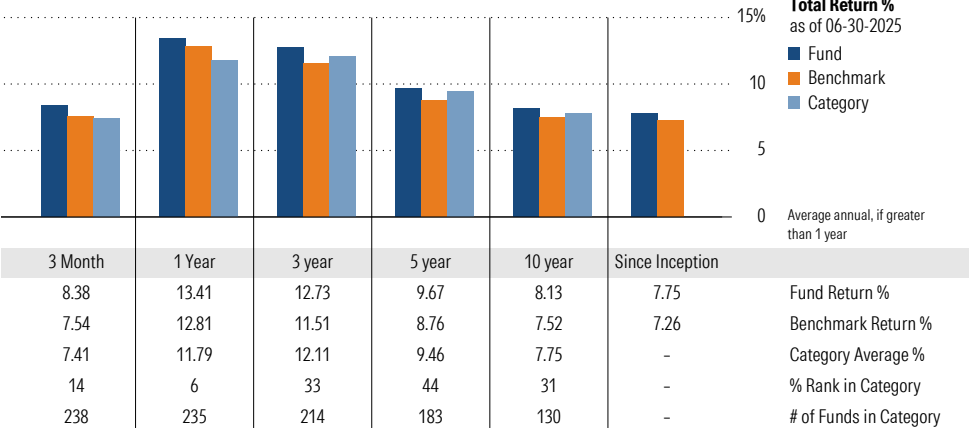
ESG Metrics

Metric	Rating	Updated
Sustainability Rating	3	05-31-2025
Carbon Risk Score	Low Risk	12-31-2022
ESG Commitment	1-Low	02-15-2022

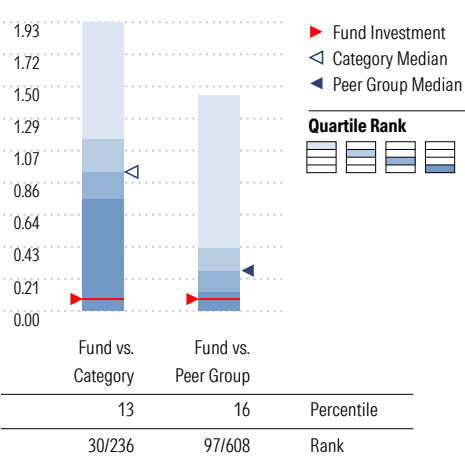
Growth of \$10,000



Trailing Performance



Net Expense



Peer group is a subset of the category and includes funds with the same management style (active vs. passive) and similar share class characteristics.

3-Year Risk Metrics

	Fund	Bmark	Cat
Alpha	1.72	-	1.13
Beta	0.94	-	0.94
R-Squared	98.98	-	98.11
Standard Deviation	12.24	12.96	12.32
Sharpe Ratio	0.65	0.54	0.60
Tracking Error	1.46	-	1.80
Information Ratio	0.83	-	0.38
Up Capture Ratio	98.98	-	97.43
Down Capture Ratio	90.64	-	91.91

Portfolio Metrics

	Fund	Bmark	Cat
Price/Earnings Ratio	20.06	21.34	21.68
Price/Book Ratio	2.63	2.85	3.01
Avg Eff Duration	6.17	-	5.56

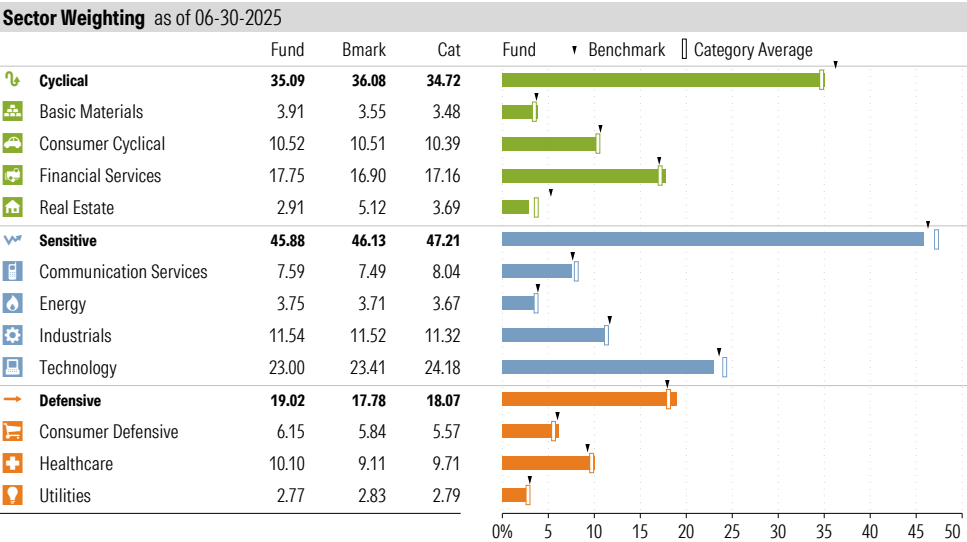
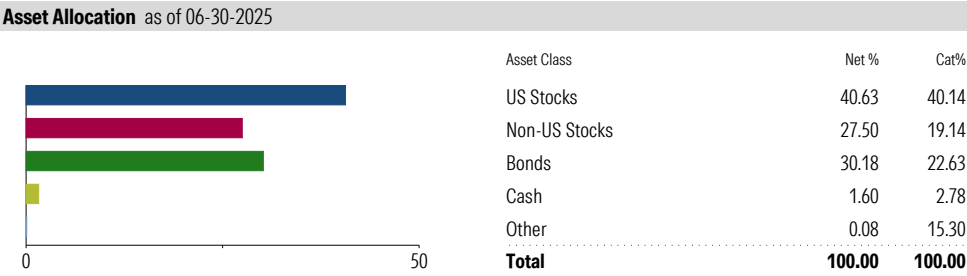
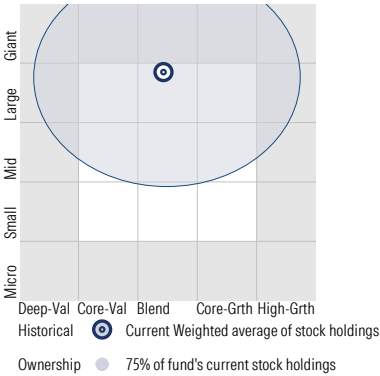
Vanguard Target Retirement 2035 Fund VTTHX

Morningstar Category
Target-Date 2035

Morningstar Index
Morningstar Lifetime Mod 2035 TR USD

Style Analysis as of 06-30-2025

Morningstar Style Box™



Top 6 Holdings as of 06-30-2025

Name	Maturity Date	% Net Asset	Cumulative %	YTD Return %	Morningstar Sector
⊖ Vanguard Total Stock Mkt Idx Instl Pls	-	40.93	40.93	-	-
⊕ Vanguard Total Intl Stock Index Inv	-	28.12	69.06	-	-
⊕ Vanguard Total Bond Market II Idx Inv	-	21.07	90.12	-	-
⊕ Vanguard Total Intl Bd II Idx Instl	-	9.30	99.42	-	-
⊕ Mktliq 12/31/2049	-	0.58	100.00	-	-
⊕ Us Dollar	-	0.00	100.01	-	-

Total Holdings 6

⊕ Increase ⊖ Decrease ✱ New to Portfolio

Vanguard Target Retirement 2040 Fund VFORX

Morningstar Category Target-Date 2040
Morningstar Index Morningstar Lifetime Mod 2040 TR USD

Portfolio Manager(s)

Walter Nejman since 02-2013
Aur lie Denis since 02-2023
Michael Roach since 02-2023
Roger Aliaga-Diaz since 02-2023

Quantitative Screens

- Performance: The fund has finished in the Target-Date 2040 category's top three quartiles in 9 of the 10 years it's been in existence.
- Management: The fund's management has been in place for 12.36 years.
- Style: The fund has landed in its primary style box — Large Blend — 96.97 % of the time over the past three years.
- Net Expense: The fund's expense ratio of 0.08 is 86.21% lower than the Target-Date 2040 category average.

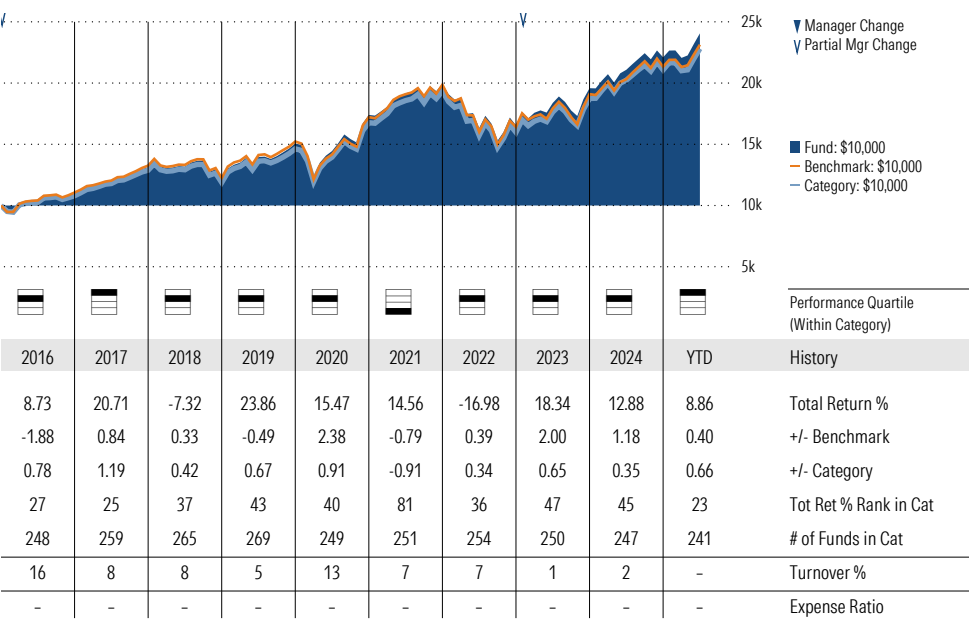
Morningstar Investment Management LLC Analysis

This fund passes all of Morningstar Investment Management's quantitative screens. Morningstar Investment Management has also assessed the fund from a qualitative perspective and, as a fiduciary, is comfortable recommending the fund's use in retirement plans.

ESG Metrics

Metric	Rating	Updated
Sustainability Rating	3	05-31-2025
Carbon Risk Score	Low Risk	12-31-2022
ESG Commitment	1-Low	02-15-2022

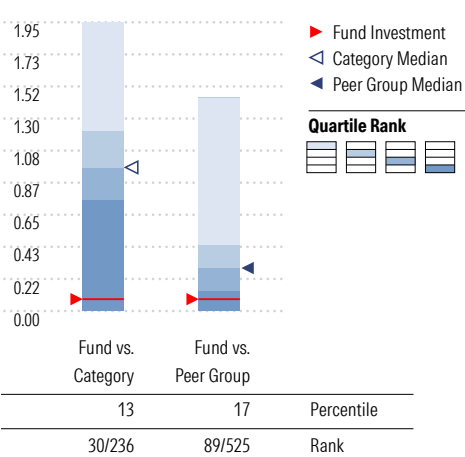
Growth of \$10,000



Trailing Performance



Net Expense



Peer group is a subset of the category and includes funds with the same management style (active vs. passive) and similar share class characteristics.

3-Year Risk Metrics

	Fund	Bmark	Cat
Alpha	1.38	-	0.92
Beta	0.94	-	0.96
R-Squared	98.99	-	98.10
Standard Deviation	12.93	13.71	13.32
Sharpe Ratio	0.70	0.62	0.67
Tracking Error	1.55	-	1.88
Information Ratio	0.48	-	0.30
Up Capture Ratio	97.63	-	98.60
Down Capture Ratio	91.33	-	94.32

Portfolio Metrics

	Fund	Bmark	Cat
Price/Earnings Ratio	20.06	21.16	21.57
Price/Book Ratio	2.63	2.82	2.97
Avg Eff Duration	6.18	-	6.14

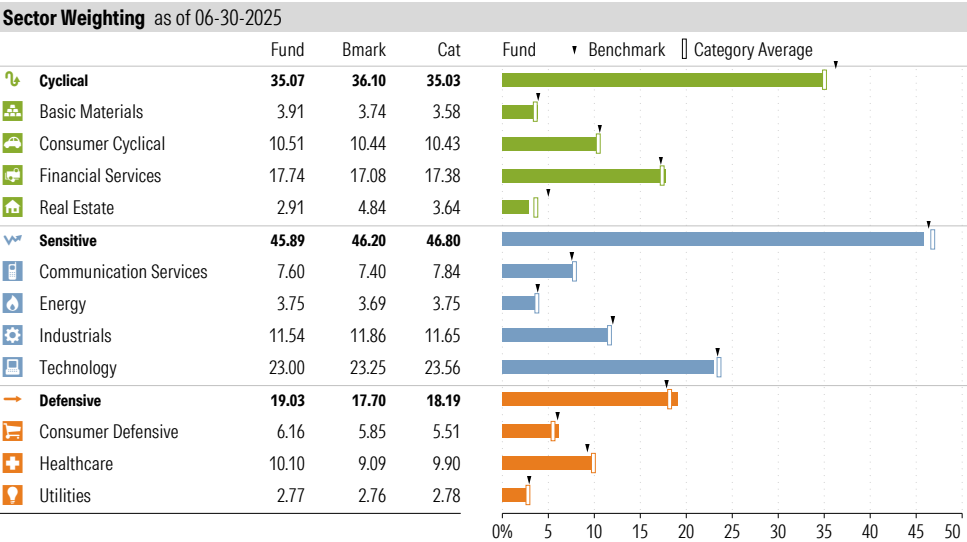
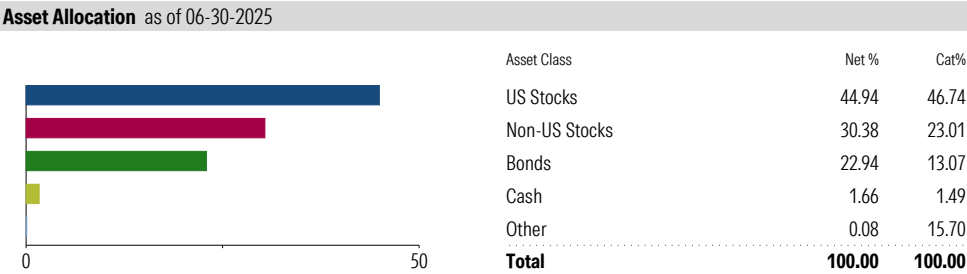
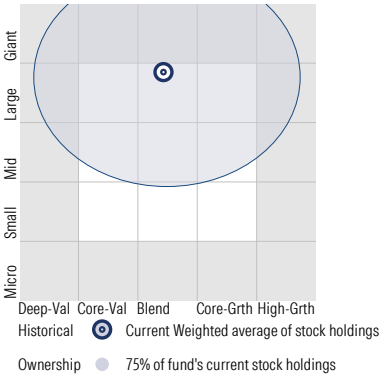
Vanguard Target Retirement 2040 Fund VFORX

Morningstar Category
Target-Date 2040

Morningstar Index
Morningstar Lifetime Mod 2040 TR USD

Style Analysis as of 06-30-2025

Morningstar Style Box™



Top 6 Holdings as of 06-30-2025						
Name	Maturity Date	% Net Asset	Cumulative %	YTD Return %	Morningstar Sector	
⊕ Vanguard Total Stock Mkt Idx Instl Pls	-	45.27	45.27	-	-	
⊕ Vanguard Total Intl Stock Index Inv	-	31.07	76.34	-	-	
⊕ Vanguard Total Bond Market II Idx Inv	-	15.92	92.26	-	-	
⊕ Vanguard Total Intl Bd II Idx Instl	-	7.16	99.42	-	-	
⊕ Mktliq 12/31/2049	-	0.56	99.99	-	-	
⊕ Us Dollar	-	0.01	100.00	-	-	

Total Holdings 6

⊕ Increase ⊖ Decrease ✱ New to Portfolio

Vanguard Target Retirement 2045 Fund VTIVX

Morningstar Category
Target-Date 2045

Morningstar Index
Morningstar Lifetime Mod 2045 TR USD

Portfolio Manager(s)

Walter Nejman since 02-2013
Aur lie Denis since 02-2023
Michael Roach since 02-2023
Roger Aliaga-Diaz since 02-2023

Quantitative Screens

- Performance: The fund has finished in the Target-Date 2045 category's top three quartiles in 10 of the 10 years it's been in existence.
- Management: The fund's management has been in place for 12.36 years.
- Style: The fund has landed in its primary style box — Large Blend — 96.97 % of the time over the past three years.
- Net Expense: The fund's expense ratio of 0.08 is 86.21% lower than the Target-Date 2045 category average.

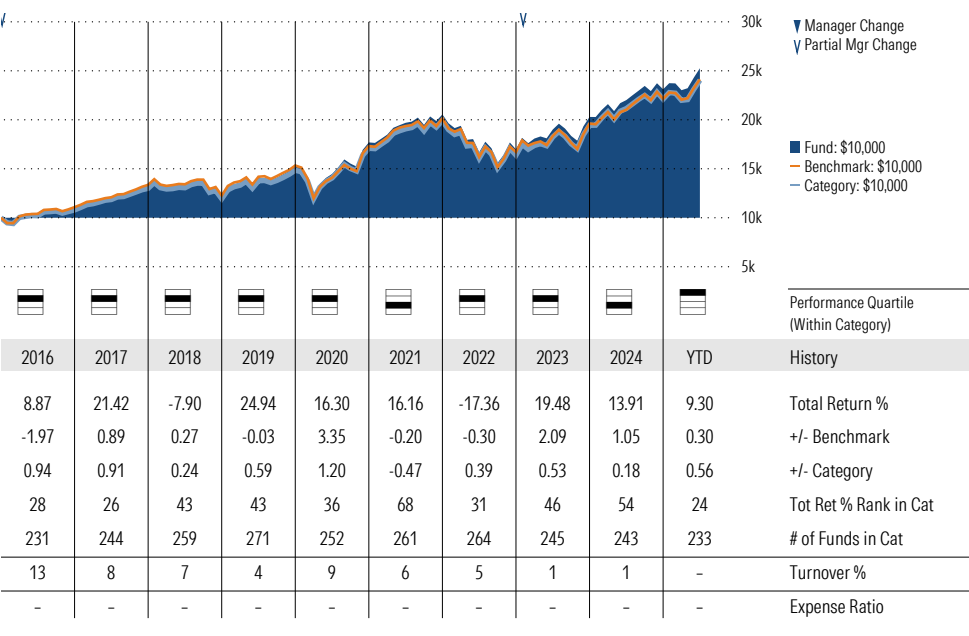
Morningstar Investment Management LLC Analysis

This fund passes all of Morningstar Investment Management's quantitative screens. Morningstar Investment Management has also assessed the fund from a qualitative perspective and, as a fiduciary, is comfortable recommending the fund's use in retirement plans.

ESG Metrics

Metric	Rating	Updated
Sustainability Rating	3	05-31-2025
Carbon Risk Score	Low Risk	12-31-2022
ESG Commitment	1-Low	02-15-2022

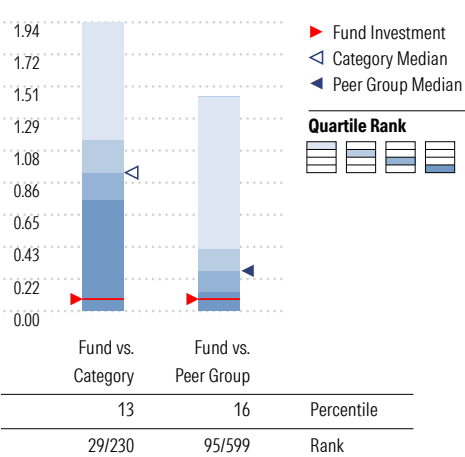
Growth of \$10,000



Trailing Performance



Net Expense



Peer group is a subset of the category and includes funds with the same management style (active vs. passive) and similar share class characteristics.

3-Year Risk Metrics

	Fund	Bmark	Cat
Alpha	1.18	-	0.70
Beta	0.95	-	0.97
R-Squared	98.94	-	98.10
Standard Deviation	13.65	14.28	13.99
Sharpe Ratio	0.74	0.67	0.70
Tracking Error	1.57	-	1.94
Information Ratio	0.41	-	0.19
Up Capture Ratio	98.05	-	98.96
Down Capture Ratio	92.78	-	95.99

Portfolio Metrics

	Fund	Bmark	Cat
Price/Earnings Ratio	20.01	21.00	21.39
Price/Book Ratio	2.61	2.78	2.91
Avg Eff Duration	6.17	-	6.84

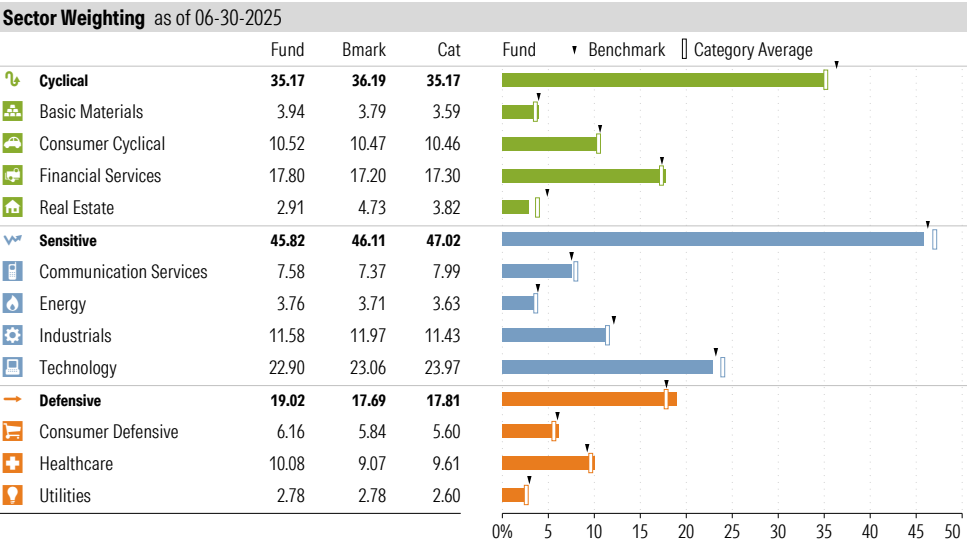
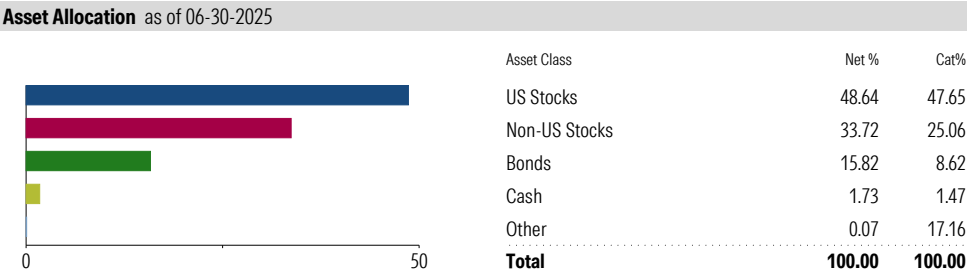
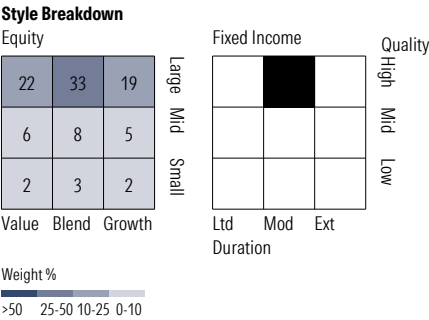
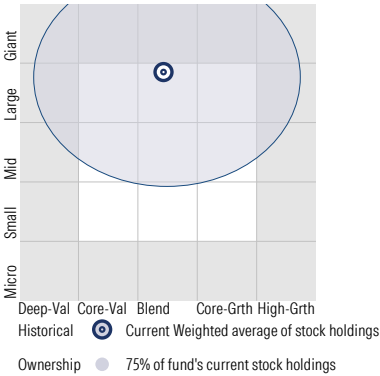
Vanguard Target Retirement 2045 Fund VTIVX

Morningstar Category
Target-Date 2045

Morningstar Index
Morningstar Lifetime Mod 2045 TR USD

Style Analysis as of 06-30-2025

Morningstar Style Box™



Top 6 Holdings as of 06-30-2025

Name	Maturity Date	% Net Asset	Cumulative %	YTD Return %	Morningstar Sector
⊕ Vanguard Total Stock Mkt Idx Instl Pls	-	48.99	48.99	-	-
⊕ Vanguard Total Intl Stock Index Inv	-	34.49	83.48	-	-
⊕ Vanguard Total Bond Market II Idx Inv	-	11.05	94.53	-	-
⊕ Vanguard Total Intl Bd II Idx Instl	-	4.88	99.41	-	-
⊕ Mktliq 12/31/2049	-	0.59	100.00	-	-
⊕ Us Dollar	-	0.00	100.00	-	-

Total Holdings 6

⊕ Increase ⊖ Decrease ✱ New to Portfolio

Vanguard Target Retirement 2050 Fund VFIFX

Morningstar Category
Target-Date 2050

Morningstar Index
Morningstar Lifetime Mod 2050 TR USD

Portfolio Manager(s)

Walter Nejman since 02-2013
Aur lie Denis since 02-2023
Michael Roach since 02-2023
Roger Aliaga-Diaz since 02-2023

Quantitative Screens

- Performance: The fund has finished in the Target-Date 2050 category's top three quartiles in 10 of the 10 years it's been in existence.
- Management: The fund's management has been in place for 12.36 years.
- Style: The fund has landed in its primary style box — Large Blend — 100 % of the time over the past three years.
- Net Expense: The fund's expense ratio of 0.08 is 86.21% lower than the Target-Date 2050 category average.

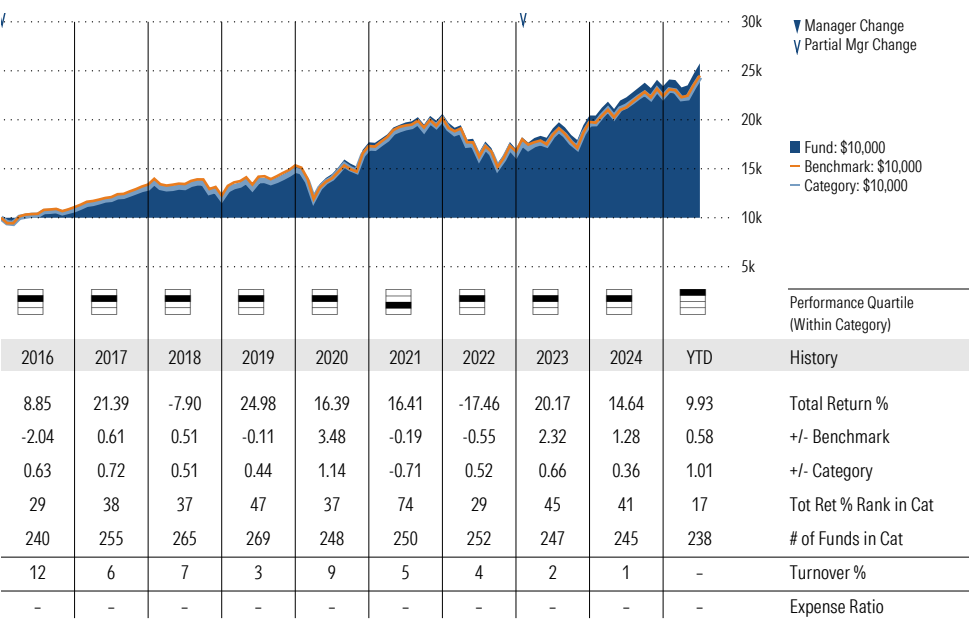
Morningstar Investment Management LLC Analysis

This fund passes all of Morningstar Investment Management's quantitative screens. Morningstar Investment Management has also assessed the fund from a qualitative perspective and, as a fiduciary, is comfortable recommending the fund's use in retirement plans.

ESG Metrics

Metric	Rating	Updated
Sustainability Rating	3	05-31-2025
Carbon Risk Score	Low Risk	12-31-2022
ESG Commitment	1-Low	02-15-2022

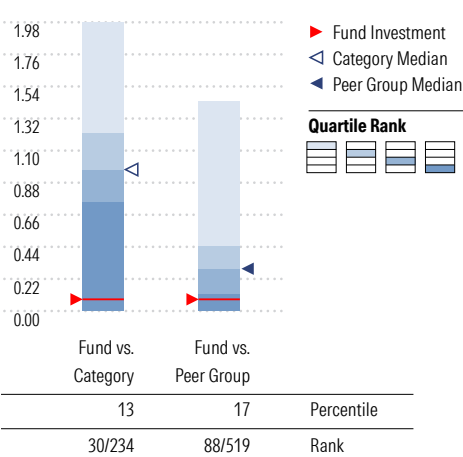
Growth of \$10,000



Trailing Performance



Net Expense



Peer group is a subset of the category and includes funds with the same management style (active vs. passive) and similar share class characteristics.

3-Year Risk Metrics

	Fund	Bmark	Cat
Alpha	1.24	-	0.64
Beta	0.96	-	0.98
R-Squared	98.89	-	98.03
Standard Deviation	14.10	14.56	14.40
Sharpe Ratio	0.76	0.69	0.72
Tracking Error	1.58	-	2.00
Information Ratio	0.54	-	0.19
Up Capture Ratio	99.43	-	99.61
Down Capture Ratio	94.16	-	97.03

Portfolio Metrics

	Fund	Bmark	Cat
Price/Earnings Ratio	20.02	20.86	21.24
Price/Book Ratio	2.62	2.74	2.91
Avg Eff Duration	6.18	-	8.40

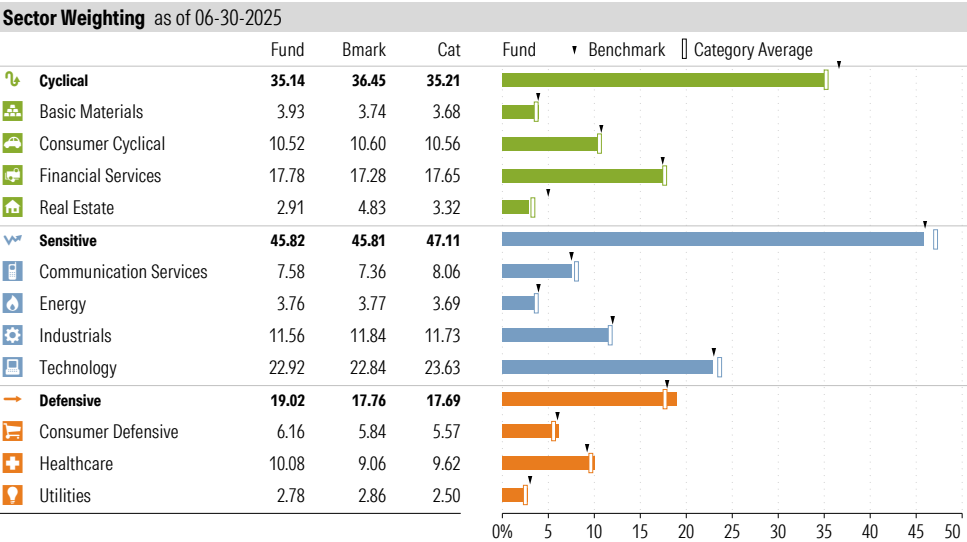
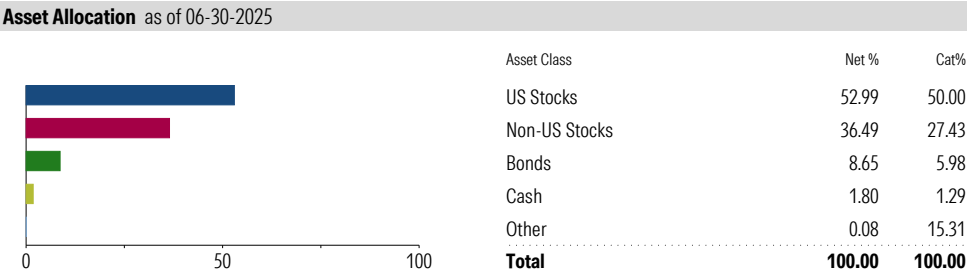
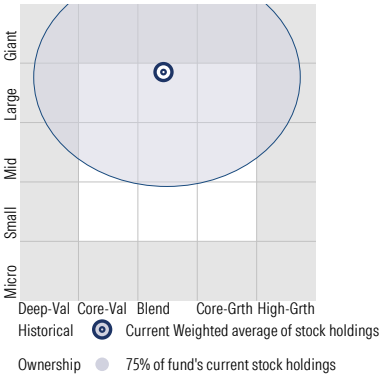
Vanguard Target Retirement 2050 Fund VFIFX

Morningstar Category
Target-Date 2050

Morningstar Index
Morningstar Lifetime Mod 2050 TR USD

Style Analysis as of 06-30-2025

Morningstar Style Box™



Top 6 Holdings as of 06-30-2025

Name	Maturity Date	% Net Asset	Cumulative %	YTD Return %	Morningstar Sector
⊕ Vanguard Total Stock Mkt Idx Instl Pls	-	53.38	53.38	-	-
⊕ Vanguard Total Intl Stock Index Inv	-	37.32	90.69	-	-
⊕ Vanguard Total Bond Market II Idx Inv	-	5.99	96.68	-	-
⊖ Vanguard Total Intl Bd II Idx Instl	-	2.71	99.39	-	-
⊕ Mktliq 12/31/2049	-	0.58	99.98	-	-
⊕ Us Dollar	-	0.02	100.00	-	-

Total Holdings 6

⊕ Increase ⊖ Decrease ✱ New to Portfolio

Vanguard Target Retirement 2055 Fund VFFVX

Morningstar Category
Target-Date 2055

Morningstar Index
Morningstar Lifetime Mod 2055 TR USD

Portfolio Manager(s)

Walter Nejman since 02-2013
Aur lie Denis since 02-2023
Michael Roach since 02-2023
Roger Aliaga-Diaz since 02-2023

Quantitative Screens

- Performance: The fund has finished in the Target-Date 2055 category's top three quartiles in 9 of the 10 years it's been in existence.
- Management: The fund's management has been in place for 12.36 years.
- Style: The fund has landed in its primary style box — Large Blend — 100 % of the time over the past three years.
- Net Expense: The fund's expense ratio of 0.08 is 86.44% lower than the Target-Date 2055 category average.

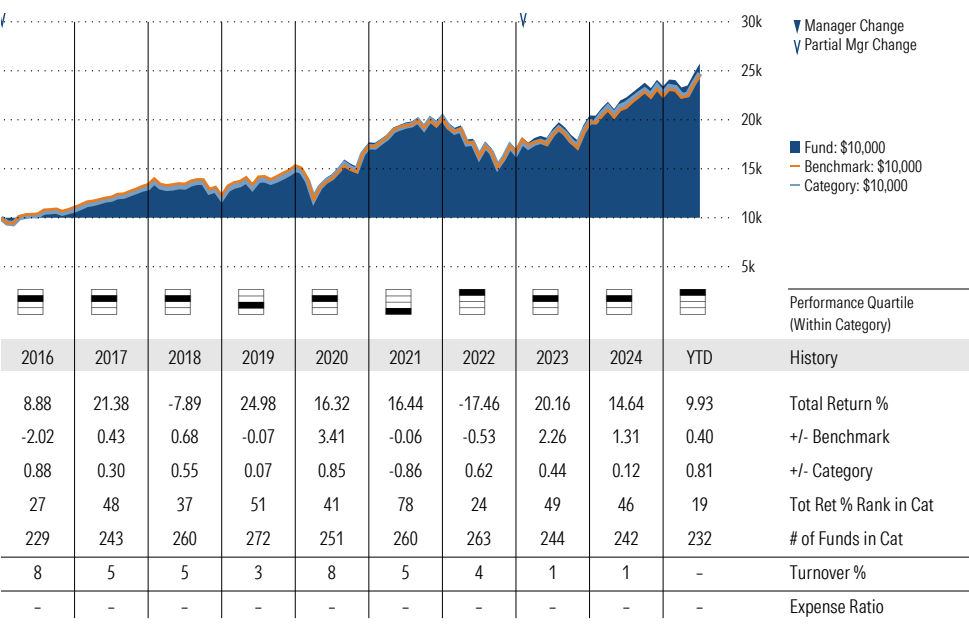
Morningstar Investment Management LLC Analysis

This fund passes all of Morningstar Investment Management's quantitative screens. Morningstar Investment Management has also assessed the fund from a qualitative perspective and, as a fiduciary, is comfortable recommending the fund's use in retirement plans.

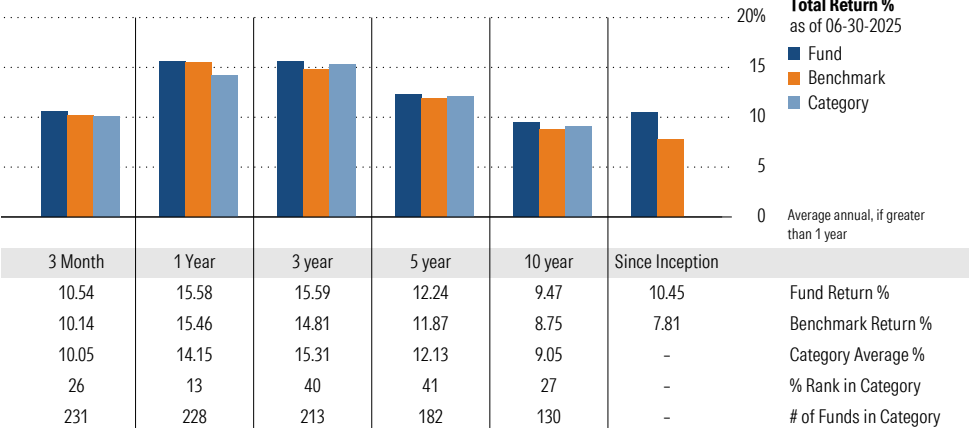
ESG Metrics

Metric	Rating	Updated
Sustainability Rating	3	05-31-2025
Carbon Risk Score	Low Risk	12-31-2022
ESG Commitment	1-Low	02-15-2022

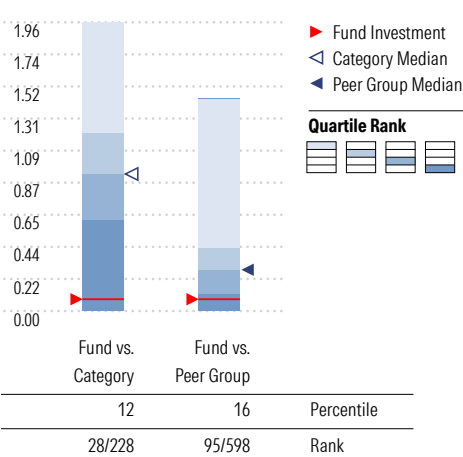
Growth of \$10,000



Trailing Performance



Net Expense



Peer group is a subset of the category and includes funds with the same management style (active vs. passive) and similar share class characteristics.

3-Year Risk Metrics

	Fund	Bmark	Cat
Alpha	1.25	-	0.75
Beta	0.96	-	0.98
R-Squared	98.87	-	97.99
Standard Deviation	14.11	14.65	14.55
Sharpe Ratio	0.76	0.69	0.73
Tracking Error	1.63	-	2.05
Information Ratio	0.48	-	0.25
Up Capture Ratio	98.88	-	100.26
Down Capture Ratio	93.59	-	97.25

Portfolio Metrics

	Fund	Bmark	Cat
Price/Earnings Ratio	20.02	20.72	21.32
Price/Book Ratio	2.62	2.70	2.91
Avg Eff Duration	6.18	-	8.96

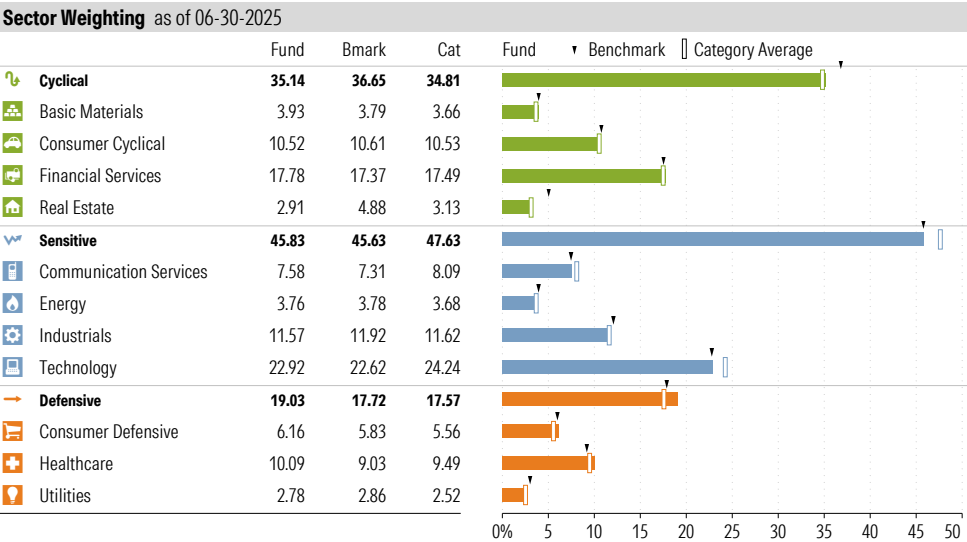
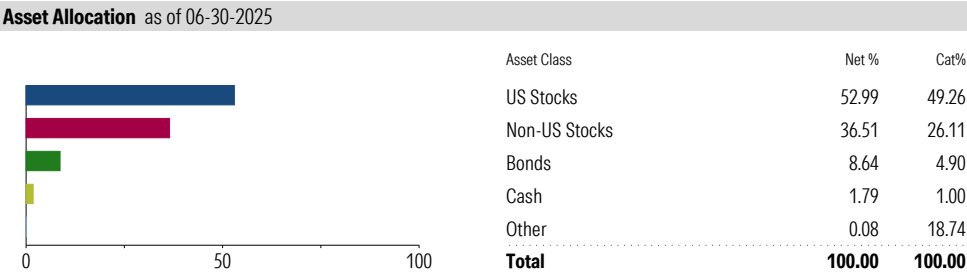
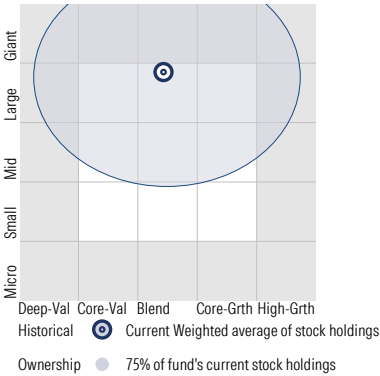
Vanguard Target Retirement 2055 Fund VFFVX

Morningstar Category
Target-Date 2055

Morningstar Index
Morningstar Lifetime Mod 2055 TR USD

Style Analysis as of 06-30-2025

Morningstar Style Box™



Top 6 Holdings as of 06-30-2025

Name	Maturity Date	% Net Asset	Cumulative %	YTD Return %	Morningstar Sector
⊕ Vanguard Total Stock Mkt Idx Instl Pls	-	53.38	53.38	-	-
⊕ Vanguard Total Intl Stock Index Inv	-	37.33	90.71	-	-
⊕ Vanguard Total Bond Market II Idx Inv	-	5.96	96.67	-	-
⊖ Vanguard Total Intl Bd II Idx Instl	-	2.74	99.41	-	-
⊕ Mktliq 12/31/2049	-	0.58	99.99	-	-
⊕ Us Dollar	-	0.01	100.00	-	-

Total Holdings 6

⊕ Increase ⊖ Decrease ✱ New to Portfolio

Vanguard Target Retirement 2060 Fund VTTSX

Morningstar Category
Target-Date 2060

Morningstar Index
Morningstar Mod Tgt Risk TR USD

Portfolio Manager(s)

Walter Nejman since 02-2013
Aur lie Denis since 02-2023
Michael Roach since 02-2023
Roger Aliaga-Diaz since 02-2023

Quantitative Screens

- Performance: The fund has finished in the Target-Date 2060 category's top three quartiles in 9 of the 10 years it's been in existence.
- Management: The fund's management has been in place for 12.36 years.
- Style: The fund has landed in its primary style box — Large Blend — 100 % of the time over the past three years.
- Net Expense: The fund's expense ratio of 0.08 is 86.44% lower than the Target-Date 2060 category average.

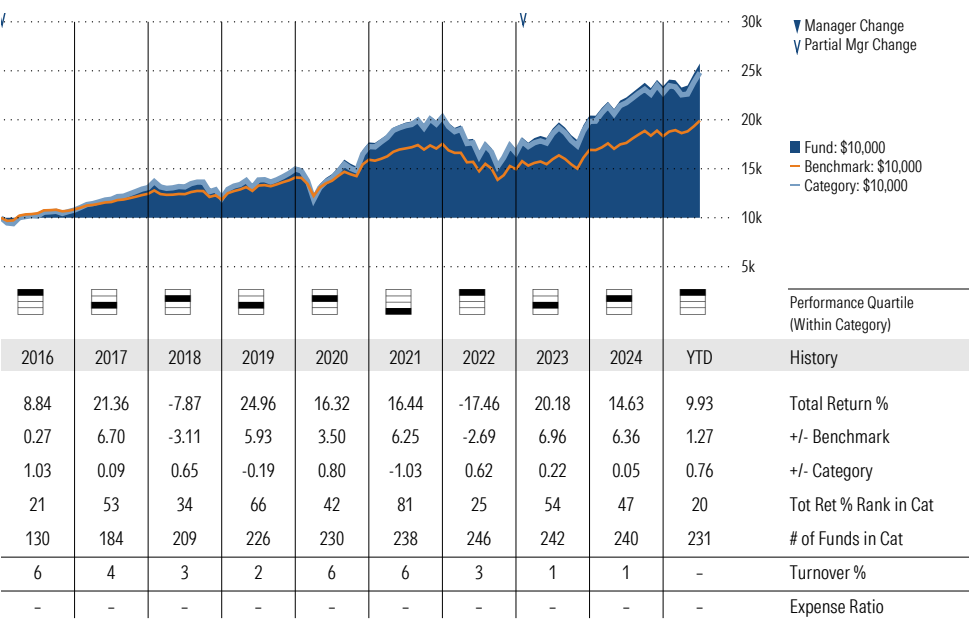
Morningstar Investment Management LLC Analysis

This fund passes all of Morningstar Investment Management's quantitative screens. Morningstar Investment Management has also assessed the fund from a qualitative perspective and, as a fiduciary, is comfortable recommending the fund's use in retirement plans.

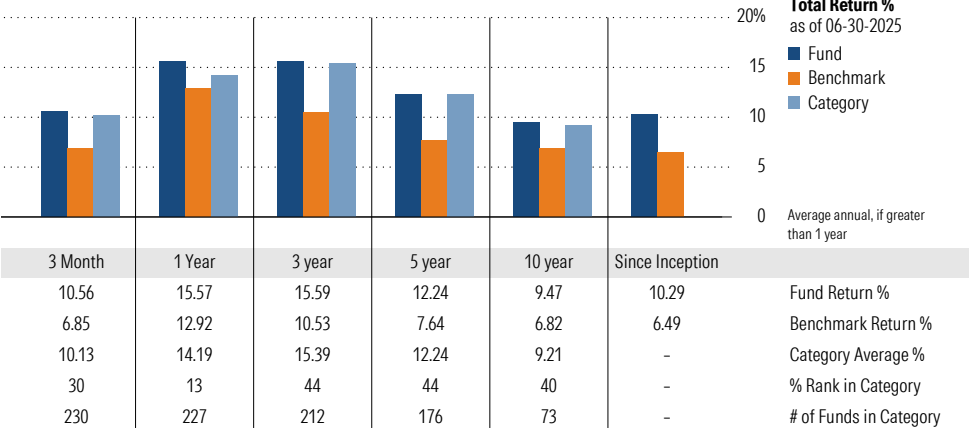
ESG Metrics

Metric	Rating	Updated
Sustainability Rating	3	05-31-2025
Carbon Risk Score	Low Risk	12-31-2022
ESG Commitment	1-Low	02-15-2022

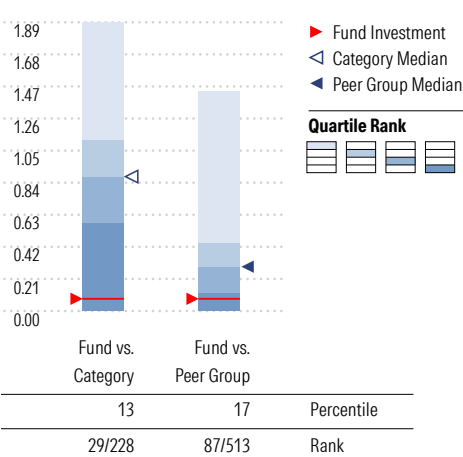
Growth of \$10,000



Trailing Performance



Net Expense



Peer group is a subset of the category and includes funds with the same management style (active vs. passive) and similar share class characteristics.

3-Year Risk Metrics

	Fund	Bmark	Cat
Alpha	2.63	-	2.25
Beta	1.21	-	1.24
R-Squared	96.23	-	94.40
Standard Deviation	14.10	11.45	14.62
Sharpe Ratio	0.76	0.52	0.74
Tracking Error	3.63	-	4.42
Information Ratio	1.39	-	1.12
Up Capture Ratio	129.17	-	131.21
Down Capture Ratio	115.35	-	119.62

Portfolio Metrics

	Fund	Bmark	Cat
Price/Earnings Ratio	20.02	20.19	21.30
Price/Book Ratio	2.62	2.52	2.92
Avg Eff Duration	6.18	-	7.28

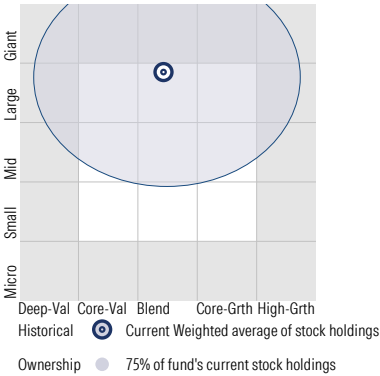
Vanguard Target Retirement 2060 Fund VTTSX

Morningstar Category
Target-Date 2060

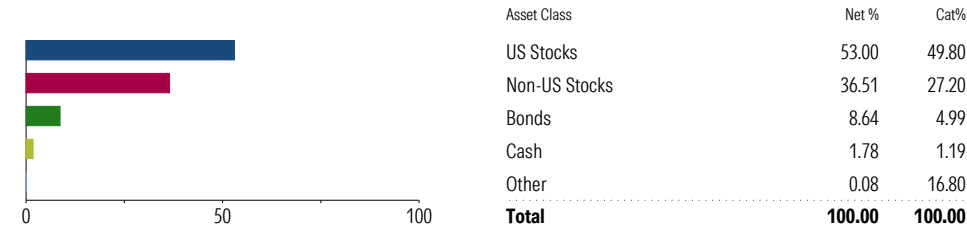
Morningstar Index
Morningstar Mod Tgt Risk TR USD

Style Analysis as of 06-30-2025

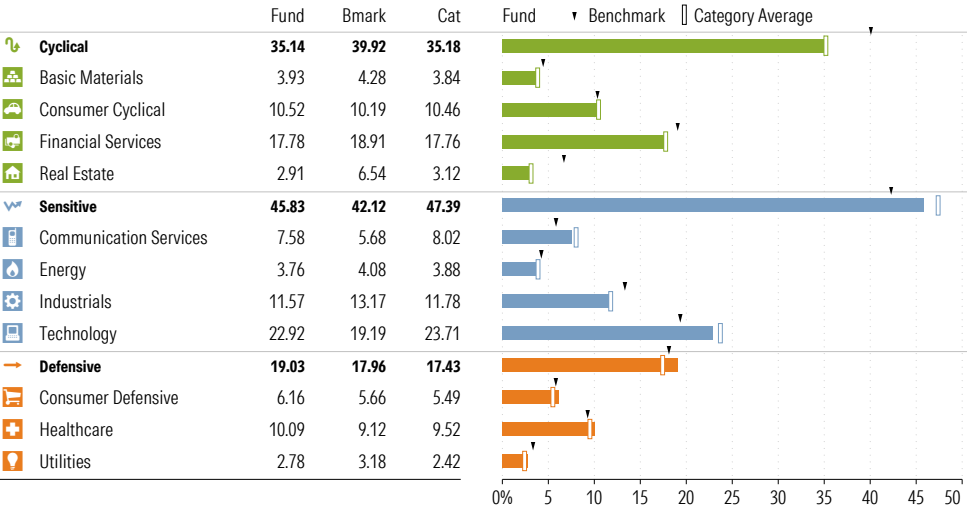
Morningstar Style Box™



Asset Allocation as of 06-30-2025



Sector Weighting as of 06-30-2025



Top 6 Holdings as of 06-30-2025

Name	Maturity Date	% Net Asset	Cumulative %	YTD Return %	Morningstar Sector
⊕ Vanguard Total Stock Mkt Idx Instl Pls	-	53.38	53.38	-	-
⊕ Vanguard Total Intl Stock Index Inv	-	37.33	90.71	-	-
⊕ Vanguard Total Bond Market II Idx Inv	-	5.97	96.68	-	-
⊕ Vanguard Total Intl Bd II Idx Instl	-	2.74	99.42	-	-
⊕ Mktliq 12/31/2049	-	0.57	99.99	-	-
⊕ Us Dollar	-	0.01	100.00	-	-

Total Holdings 6

⊕ Increase ⊖ Decrease ✱ New to Portfolio

Vanguard Target Retirement 2065 Fund VLXVX

Morningstar Category
Target-Date 2065+

Morningstar Index
Morningstar Mod Tgt Risk TR USD

Portfolio Manager(s)

Walter Nejman since 07-2017
Aur lie Denis since 02-2023
Michael Roach since 02-2023
Roger Aliaga-Diaz since 02-2023

Quantitative Screens

- Performance: The fund has finished in the Target-Date 2065+ category's top three quartiles in 5 of the 7 years it's been in existence.
- Management: The fund's management has been in place for 7.97 years.
- Style: The fund has landed in its primary style box — Large Blend — 100 % of the time over the past three years.
- Net Expense: The fund's expense ratio of 0.08 is 85.96% lower than the Target-Date 2065+ category average.

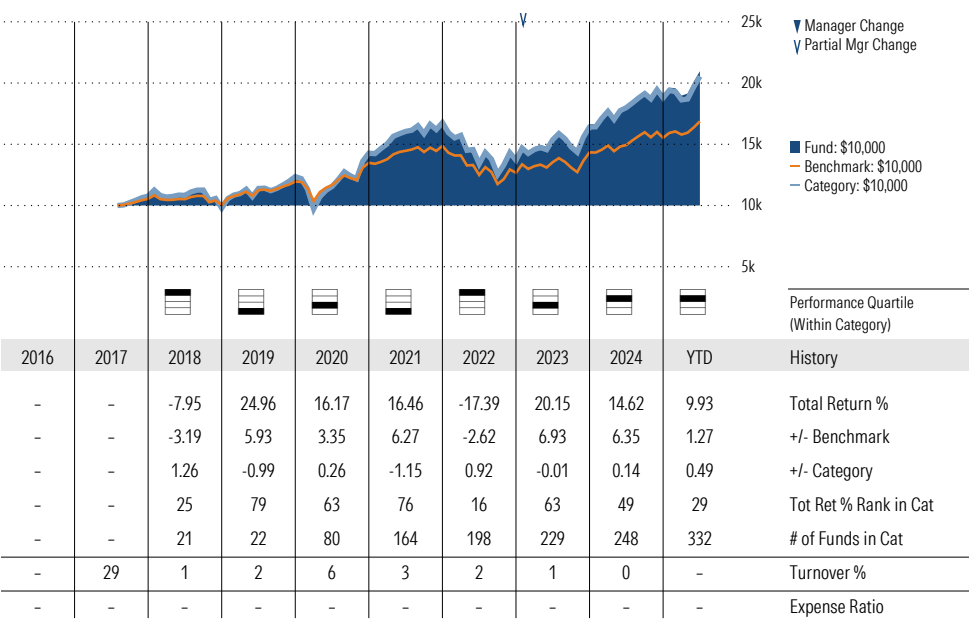
Morningstar Investment Management LLC Analysis

This fund passes all of Morningstar Investment Management's quantitative screens. Morningstar Investment Management has also assessed the fund from a qualitative perspective and, as a fiduciary, is comfortable recommending the fund's use in retirement plans.

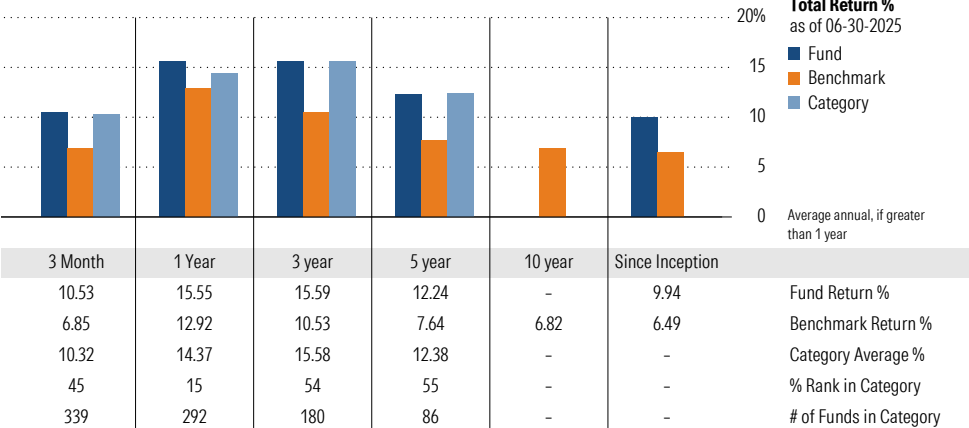
ESG Metrics

Metric	Rating	Updated
Sustainability Rating	3	05-31-2025
Carbon Risk Score	Low Risk	12-31-2022
ESG Commitment	1-Low	02-15-2022

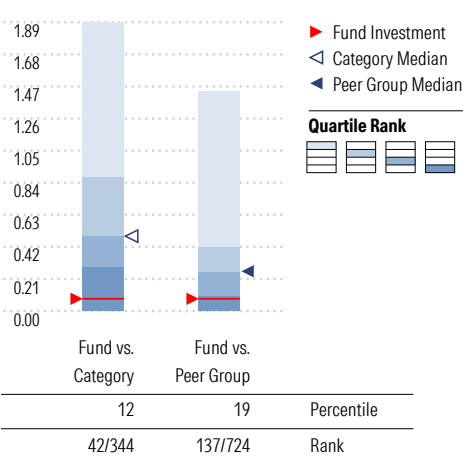
Growth of \$10,000



Trailing Performance



Net Expense



Peer group is a subset of the category and includes funds with the same management style (active vs. passive) and similar share class characteristics.

3-Year Risk Metrics

	Fund	Bmark	Cat
Alpha	2.64	-	2.71
Beta	1.21	-	1.24
R-Squared	96.26	-	93.78
Standard Deviation	14.09	11.45	15.09
Sharpe Ratio	0.76	0.52	0.74
Tracking Error	3.61	-	4.95
Information Ratio	1.40	-	1.14
Up Capture Ratio	129.09	-	132.11
Down Capture Ratio	115.19	-	118.62

Portfolio Metrics

	Fund	Bmark	Cat
Price/Earnings Ratio	20.02	20.19	21.45
Price/Book Ratio	2.62	2.52	2.79
Avg Eff Duration	6.18	-	8.29

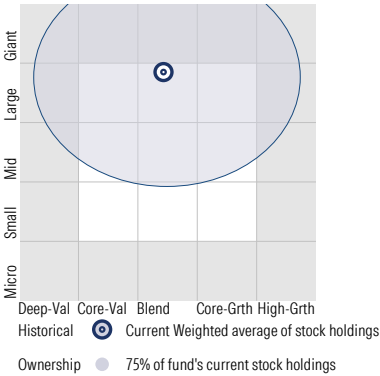
Vanguard Target Retirement 2065 Fund VLXVX

Morningstar Category
Target-Date 2065+

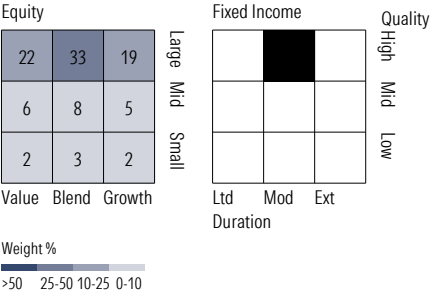
Morningstar Index
Morningstar Mod Tgt Risk TR USD

Style Analysis as of 06-30-2025

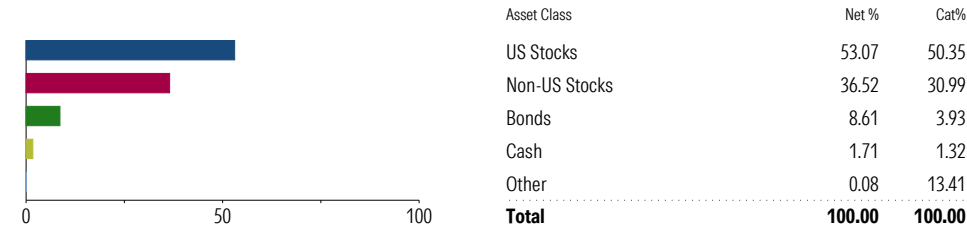
Morningstar Style Box™



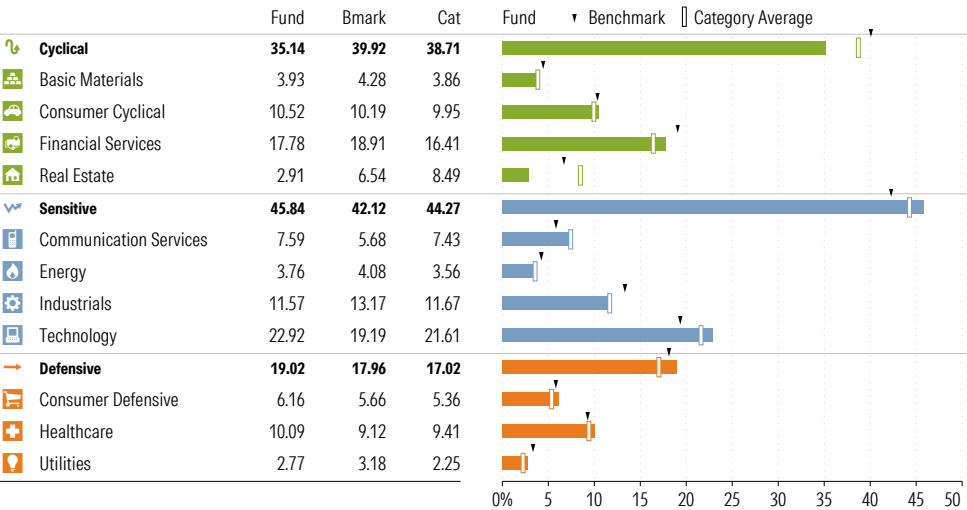
Style Breakdown



Asset Allocation as of 06-30-2025



Sector Weighting as of 06-30-2025



Top 6 Holdings as of 06-30-2025

Name	Maturity Date	% Net Asset	Cumulative %	YTD Return %	Morningstar Sector
⊕ Vanguard Total Stock Mkt Idx Instl Pls	-	53.46	53.46	-	-
⊕ Vanguard Total Intl Stock Index Inv	-	37.35	90.81	-	-
⊕ Vanguard Total Bond Market II Idx Inv	-	5.97	96.78	-	-
⊕ Vanguard Total Intl Bd II Idx Instl	-	2.70	99.48	-	-
⊕ Mktliq 12/31/2049	-	0.52	100.00	-	-
⊕ Us Dollar	-	0.00	100.00	-	-

Total Holdings 6

⊕ Increase ⊖ Decrease ✱ New to Portfolio

Vanguard Target Retirement 2070 Fund VSVNX

Morningstar Category
Target-Date 2065+
Morningstar Index
Morningstar Mod Tgt Risk TR USD

Portfolio Manager(s)

Walter Nejman since 06-2022
Aur lie Denis since 02-2023
Michael Roach since 02-2023
Roger Aliaga-Diaz since 02-2023

Quantitative Screens

The Performance screen is not applicable for funds with less than three years of data.

- Management: The fund's management has been in place for 3.01 years.
- Style: The fund has landed in its primary style box — Large Blend — 100 % of the time over the past three years.
- Net Expense: The fund's expense ratio of 0.08 is 85.96% lower than the Target-Date 2065+ category average.

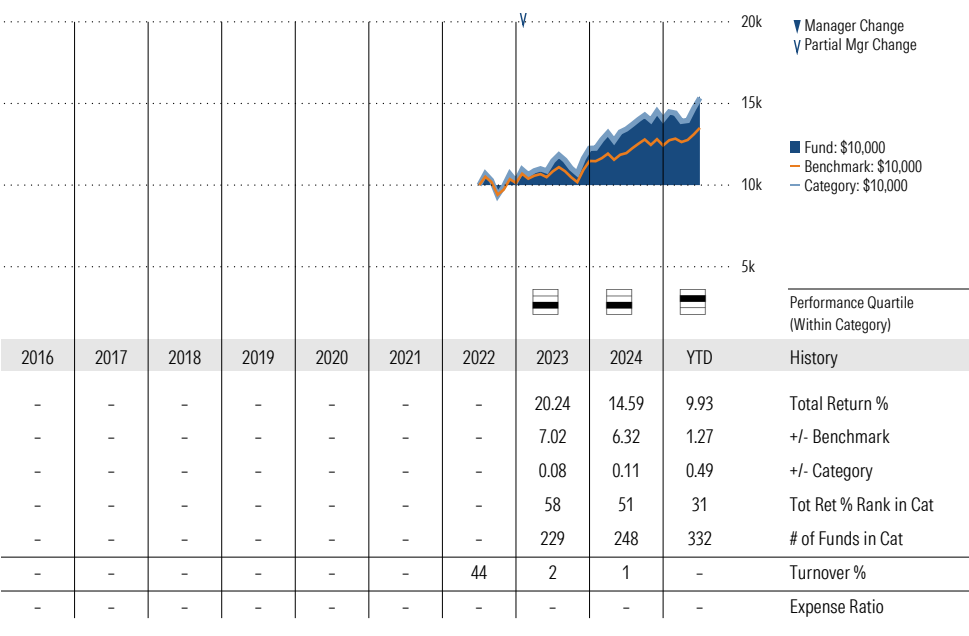
Morningstar Investment Management LLC Analysis

This fund fails the manager tenure screen due to a limited history for this target-date vintage.

ESG Metrics

Metric	Rating	Updated
Sustainability Rating	3	05-31-2025
Carbon Risk Score	Low Risk	12-31-2022

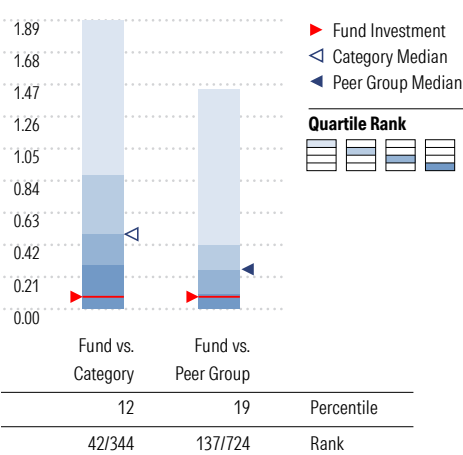
Growth of \$10,000



Trailing Performance



Net Expense



Peer group is a subset of the category and includes funds with the same management style (active vs. passive) and similar share class characteristics.

3-Year Risk Metrics

	Fund	Bmark	Cat
Alpha	2.66	-	2.71
Beta	1.21	-	1.24
R-Squared	96.18	-	93.78
Standard Deviation	14.10	11.45	15.09
Sharpe Ratio	0.77	0.52	0.74
Tracking Error	3.64	-	4.95
Information Ratio	1.40	-	1.14
Up Capture Ratio	129.24	-	132.11
Down Capture Ratio	115.28	-	118.62

Portfolio Metrics

	Fund	Bmark	Cat
Price/Earnings Ratio	20.04	20.19	21.45
Price/Book Ratio	2.62	2.52	2.79
Avg Eff Duration	6.16	-	8.29

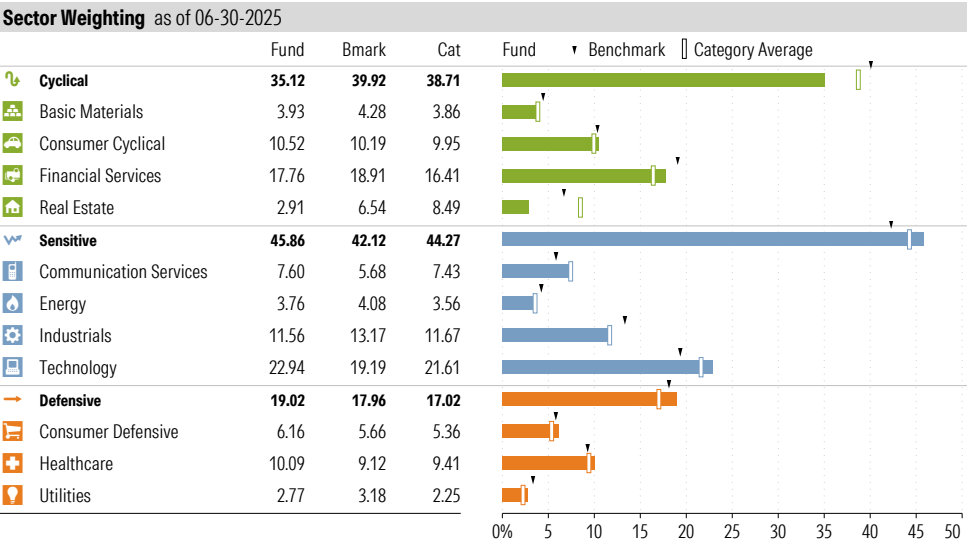
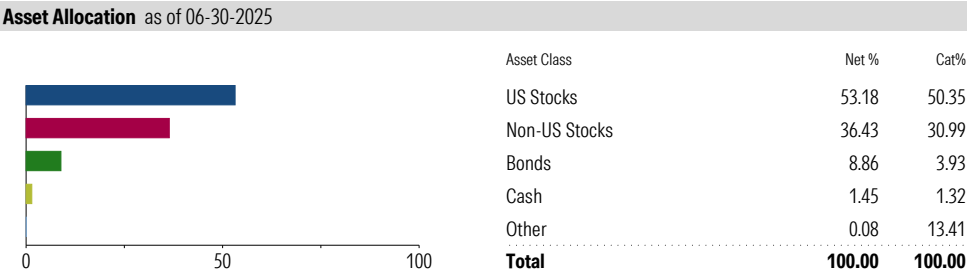
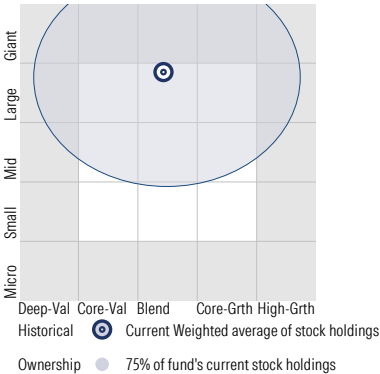
Vanguard Target Retirement 2070 Fund VSVNX

Morningstar Category
Target-Date 2065+

Morningstar Index
Morningstar Mod Tgt Risk TR USD

Style Analysis as of 06-30-2025

Morningstar Style Box™



Top 6 Holdings as of 06-30-2025

Name	Maturity Date	% Net Asset	Cumulative %	YTD Return %	Morningstar Sector
⊕ Vanguard Total Stock Mkt Idx Instl Pls	-	53.57	53.57	-	-
⊕ Vanguard Total Intl Stock Index Inv	-	37.26	90.83	-	-
⊕ Vanguard Total Bond Market II Idx Inv	-	6.23	97.06	-	-
⊕ Vanguard Total Intl Bd II Idx Instl	-	2.68	99.74	-	-
⊕ Mktliq 12/31/2049	-	0.19	99.93	-	-
⊕ Us Dollar	-	0.07	100.00	-	-

Total Holdings 6

⊕ Increase ⊖ Decrease ✱ New to Portfolio

Vanguard Target Retirement Income Fund VTINX

Morningstar Category
Target-Date Retirement

Morningstar Index
Morningstar Lifetime Mod Incm TR USD

Portfolio Manager(s)

Walter Nejman since 02-2013
Aur lie Denis since 02-2023
Michael Roach since 02-2023
Roger Aliaga-Diaz since 02-2023

Quantitative Screens

- Performance: The fund has finished in the Target-Date Retirement category's top three quartiles in 10 of the 10 years it's been in existence.
- Management: The fund's management has been in place for 12.36 years.
- Style: The fund has landed in its primary style box — Large Blend — 100 % of the time over the past three years.
- Net Expense: The fund's expense ratio of 0.08 is 84.91% lower than the Target-Date Retirement category average.

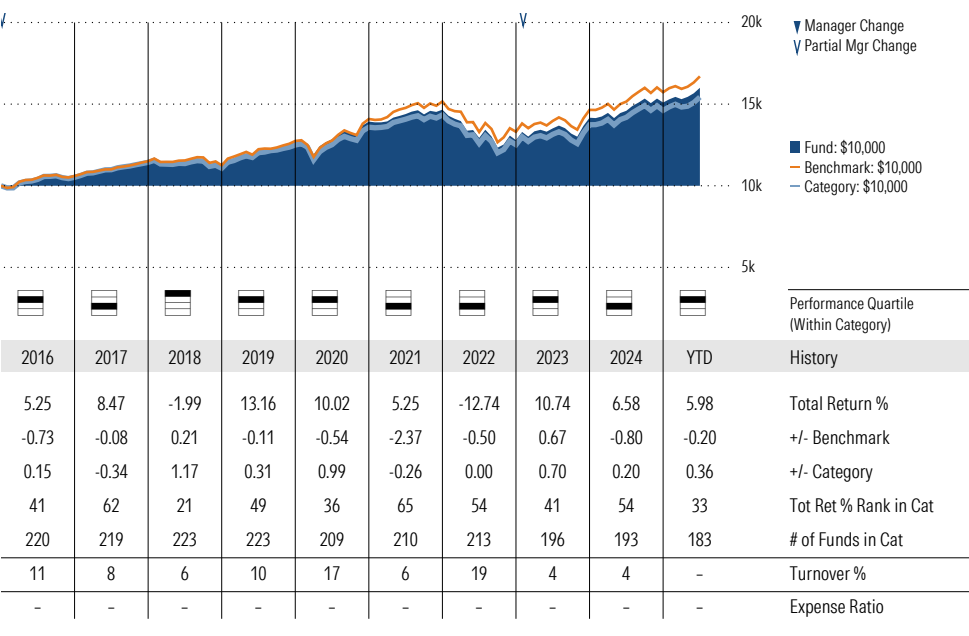
Morningstar Investment Management LLC Analysis

This fund passes all of Morningstar Investment Management's quantitative screens. Morningstar Investment Management has also assessed the fund from a qualitative perspective and, as a fiduciary, is comfortable recommending the fund's use in retirement plans.

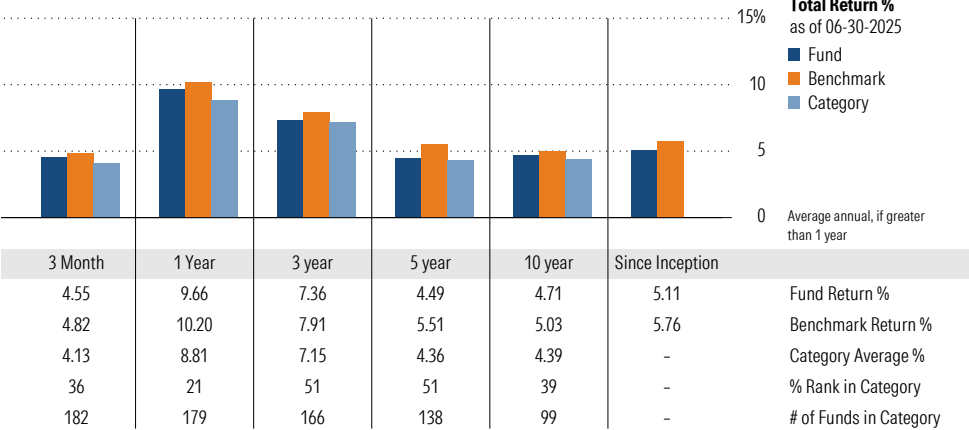
ESG Metrics

Metric	Rating	Updated
Sustainability Rating	4	05-31-2025
ESG Commitment	1-Low	02-15-2022

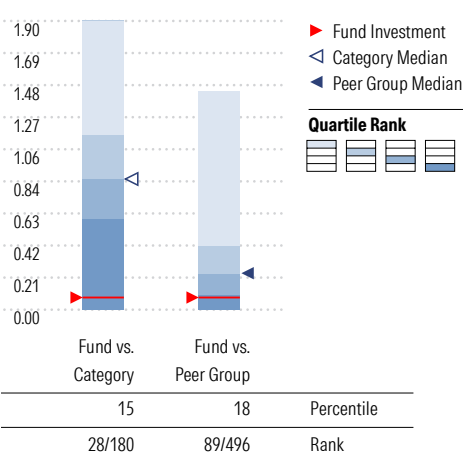
Growth of \$10,000



Trailing Performance



Net Expense



Peer group is a subset of the category and includes funds with the same management style (active vs. passive) and similar share class characteristics.

3-Year Risk Metrics

	Fund	Bmark	Cat
Alpha	-0.15	-	-0.59
Beta	0.95	-	0.99
R-Squared	98.52	-	97.12
Standard Deviation	7.99	8.34	8.40
Sharpe Ratio	0.33	0.38	0.30
Tracking Error	1.06	-	1.57
Information Ratio	-0.53	-	-0.44
Up Capture Ratio	94.55	-	96.93
Down Capture Ratio	95.82	-	101.51

Portfolio Metrics

	Fund	Bmark	Cat
Price/Earnings Ratio	20.08	22.18	21.75
Price/Book Ratio	2.63	3.06	2.84
Avg Eff Duration	5.32	-	4.96

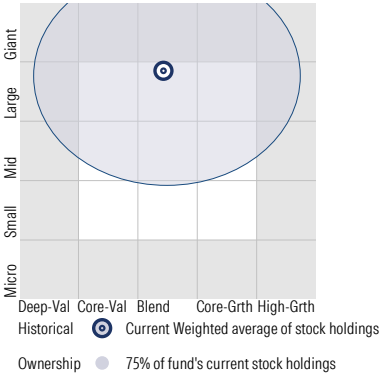
Vanguard Target Retirement Income Fund VTINX

Morningstar Category
Target-Date Retirement

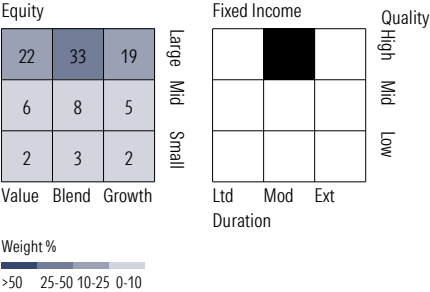
Morningstar Index
Morningstar Lifetime Mod Incm TR USD

Style Analysis as of 06-30-2025

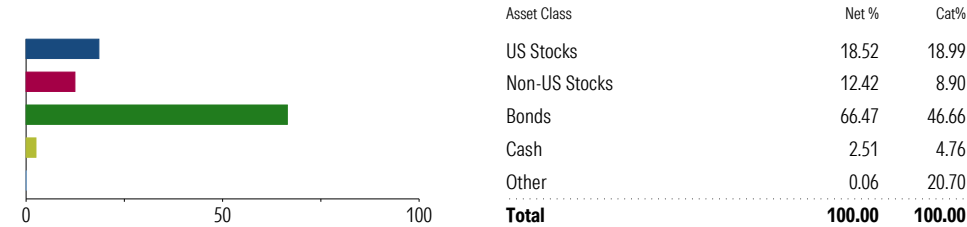
Morningstar Style Box™



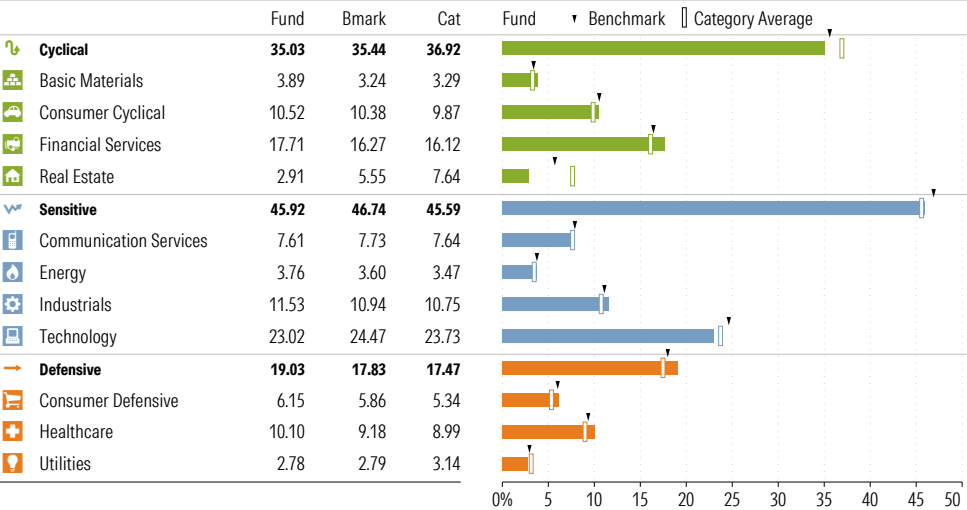
Style Breakdown



Asset Allocation as of 06-30-2025



Sector Weighting as of 06-30-2025



Top 7 Holdings as of 06-30-2025

Name	Maturity Date	% Net Asset	Cumulative %	YTD Return %	Morningstar Sector
⊖ Vanguard Total Bond Market II Idx Inv	-	35.72	35.72	-	-
⊖ Vanguard Total Stock Mkt Idx Instl Pls	-	18.66	54.38	-	-
⊖ Vanguard Shrt-Term Infl-Prot Sec Idx Adm	-	16.58	70.95	-	-
⊖ Vanguard Total Intl Bd II Idx Instl	-	15.75	86.70	-	-
⊖ Vanguard Total Intl Stock Index Inv	-	12.70	99.40	-	-
⊕ Mktliq 12/31/2049	-	0.58	99.98	-	-
⊕ Us Dollar	-	0.02	100.00	-	-

Total Holdings 7

⊕ Increase ⊖ Decrease ✨ New to Portfolio