

American Funds EUPAC R6 RERGX

Morningstar Category  
Foreign Large Growth

Morningstar Index  
MSCI EAFE NR USD

Portfolio Manager(s)

Carl Kawaja since 06-2001  
Nicholas Grace since 06-2002  
Sung Lee since 06-2002  
Andrew Suzman since 06-2007  
Christopher Thomsen since 06-2008  
Lawrence Kymisis since 06-2014  
Lara Pellini since 10-2014  
Harold La since 06-2018  
Tomonori Tani since 12-2018  
Gerald Manoir since 01-2020  
Samir Parekh since 06-2024

Quantitative Screens

- Performance: The fund has finished in the Foreign Large Growth category's top three quartiles in 9 of the 10 years it's been in existence.
- Management: The fund's management has been in place for 24.1 years.
- Style: The fund has landed in its primary style box — Large Growth — 100 % of the time over the past three years.
- Net Expense: The fund's expense ratio of 0.47 is 52.53% lower than the Foreign Large Growth category average.

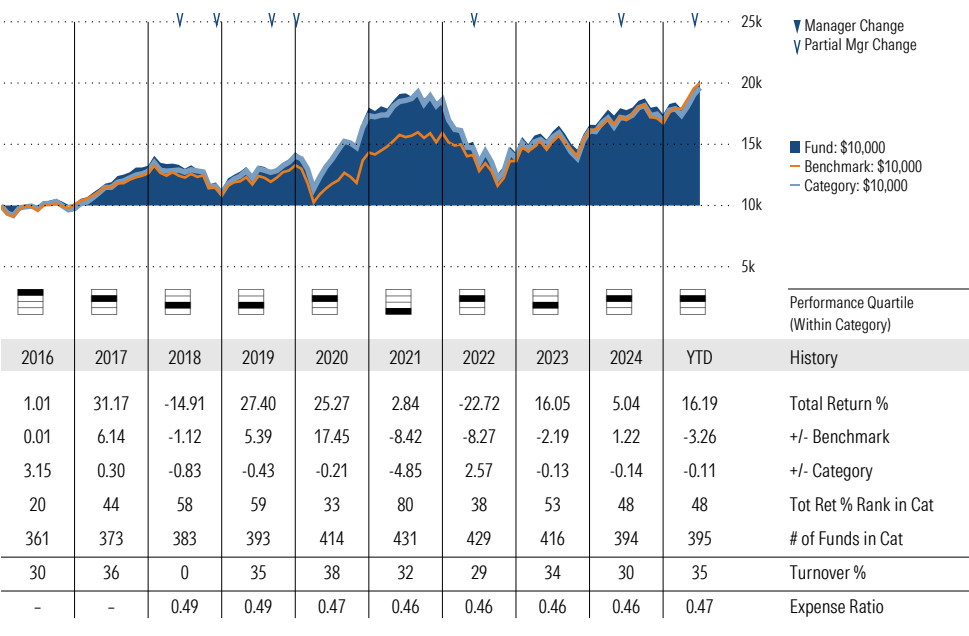
Morningstar Investment Management LLC Analysis

This fund passes all of Morningstar Investment Management's quantitative screens. Morningstar Investment Management has also assessed the fund from a qualitative perspective and, as a fiduciary, is comfortable recommending the fund's use in retirement plans.

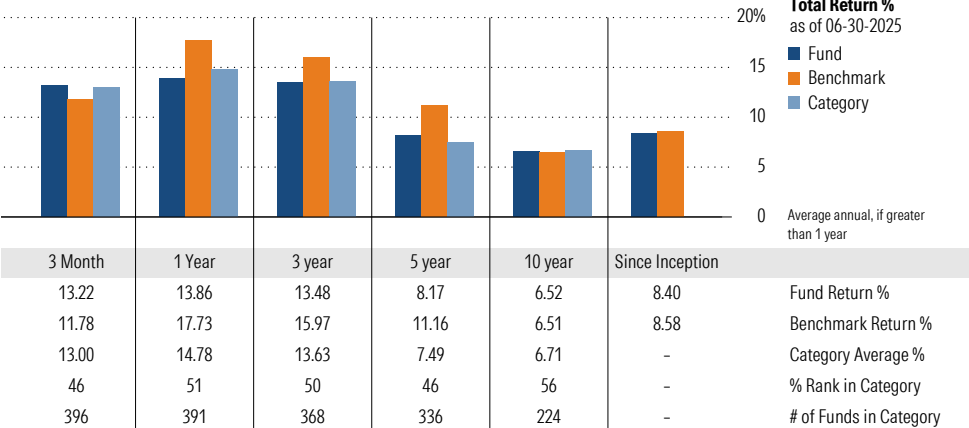
ESG Metrics

Metric	Rating	Updated
Sustainability Rating	2	05-31-2025
Carbon Risk Score	Medium Risk	12-31-2022
ESG Commitment	1-Low	02-15-2022

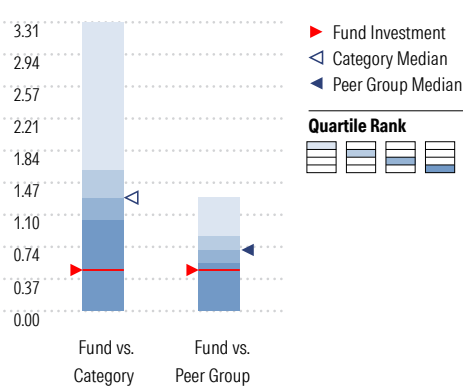
Growth of \$10,000



Trailing Performance



Net Expense



Peer group is a subset of the category and includes funds with the same management style (active vs. passive) and similar share class characteristics.

3-Year Risk Metrics

	Fund	Bmark	Cat
Alpha	-2.26	-	-3.28
Beta	1.01	-	1.09
R-Squared	92.34	-	87.02
Standard Deviation	16.17	15.37	18.06
Sharpe Ratio	0.57	0.73	0.53
Tracking Error	4.48	-	6.76
Information Ratio	-0.56	-	-0.42
Up Capture Ratio	95.42	-	99.92
Down Capture Ratio	105.27	-	113.98

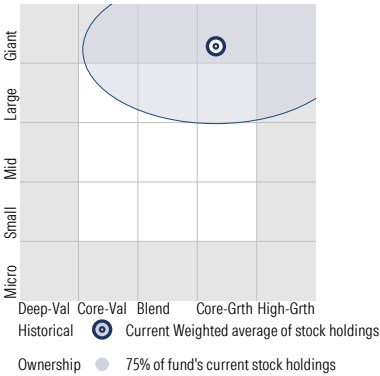
Portfolio Metrics

	Fund	Bmark	Cat
Price/Earnings Ratio	18.38	17.19	22.36
Price/Book Ratio	2.42	1.91	3.27
Geom Avg Mkt Cap \$B	69.10	60.31	77.85
ROE	19.28	16.77	21.49

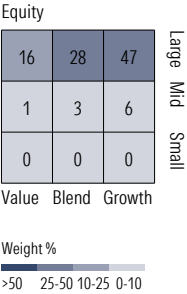
American Funds EUPAC R6 RERGX

Morningstar Category Foreign Large Growth  
Morningstar Index MSCI EAFE NR USD

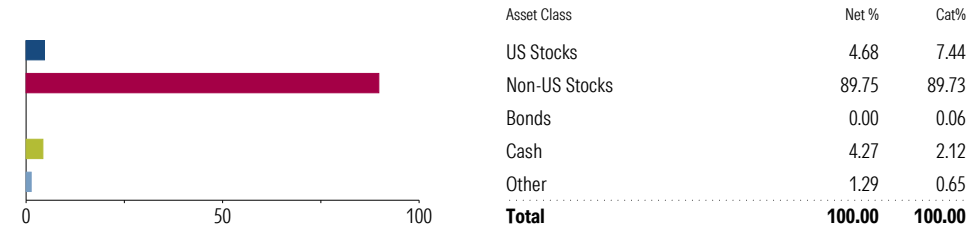
Style Analysis as of 06-30-2025  
Morningstar Style Box™



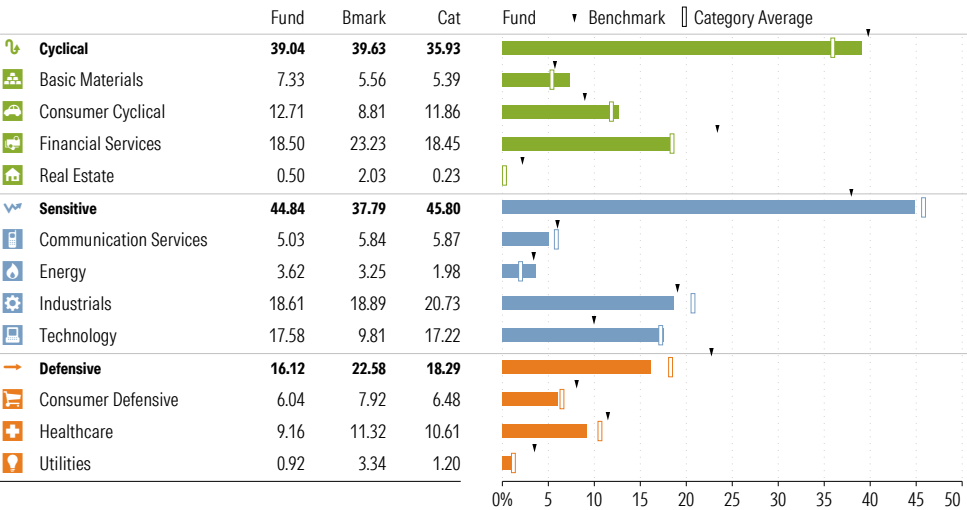
Style Breakdown




Asset Allocation as of 06-30-2025



Sector Weighting as of 06-30-2025



World Regions % Equity 06-30-2025



Top 10 Holdings as of 06-30-2025

Name	% Net Asset	Cumulative %	YTD Return %	Morningstar Sector
⊖ Taiwan Semiconductor Manufacturing Co Ltd	4.22	4.22	-	Technology
⊖ Capital Group Central Cash Fund	3.97	8.19	-	-
⊕ Airbus SE	2.81	10.99	-	Industrials
⊖ SAP SE	2.51	13.50	-	Technology
⊖ Novo Nordisk AS Class B	2.19	15.69	-	Healthcare
⊕ Banco Bilbao Vizcaya Argentaria SA	1.93	17.63	-	Financial Services
⊖ MercadoLibre Inc	1.71	19.33	53.70	Consumer Cyclical
⊖ Safran SA	1.63	20.96	-	Industrials
⊖ Flutter Entertainment PLC	1.54	22.50	10.57	Consumer Cyclical
Essilorluxottica	1.47	23.97	-	Healthcare

Total Holdings 328

⊕ Increase ⊖ Decrease ✨ New to Portfolio

American Funds Growth Fund of Amer R6 RGAGX

Morningstar Category  
Large Growth  
Morningstar Index  
Russell 1000 Growth TR USD

Portfolio Manager(s)

J. Frank since 11-2001  
Martin Romo since 11-2010  
Carl Kawaja since 11-2010  
Mark Casey since 11-2012  
Alan Wilson since 11-2012  
Anne-Marie Peterson since 07-2013  
Christopher Buchbinder since 11-2013  
Andraz Razen since 03-2020  
Julian Abdey since 11-2021  
Eric Stern since 11-2023  
Roz Hongsaranagon since 11-2023  
Aidan O'Connell since 11-2023

Quantitative Screens

- Performance: The fund has finished in the Large Growth category's top three quartiles in 9 of the 10 years it's been in existence.
- Management: The fund's management has been in place for 23.68 years.
- Style: The fund has landed in its primary style box — Large Growth — 100 % of the time over the past three years.
- Net Expense: The fund's expense ratio of 0.3 is 67.03% lower than the Large Growth category average.

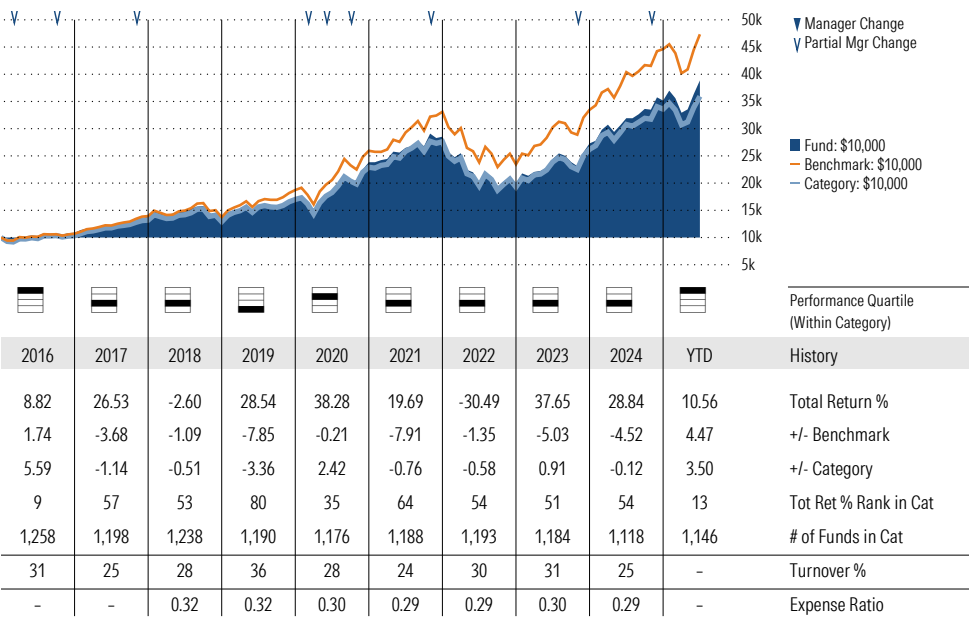
Morningstar Investment Management LLC Analysis

This fund passes all of Morningstar Investment Management's quantitative screens. Morningstar Investment Management has also assessed the fund from a qualitative perspective and, as a fiduciary, is comfortable recommending the fund's use in retirement plans.

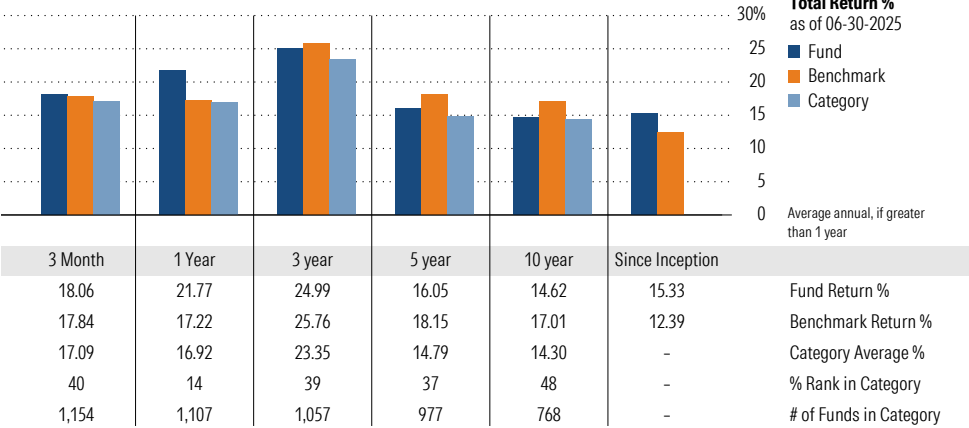
ESG Metrics

Metric	Rating	Updated
Sustainability Rating	1	05-31-2025
Carbon Risk Score	Low Risk	12-31-2022
ESG Commitment	1-Low	04-07-2022

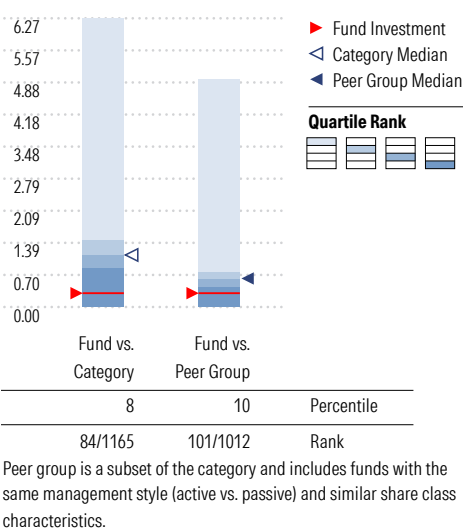
Growth of \$10,000



Trailing Performance



Net Expense



3-Year Risk Metrics

	Fund	Bmark	Cat
Alpha	1.29	-	-1.68
Beta	0.92	-	1.00
R-Squared	93.14	-	91.76
Standard Deviation	17.68	18.62	19.47
Sharpe Ratio	1.09	1.08	0.94
Tracking Error	4.88	-	5.45
Information Ratio	-0.16	-	-0.53
Up Capture Ratio	95.23	-	97.17
Down Capture Ratio	92.76	-	104.72

Portfolio Metrics

	Fund	Bmark	Cat
Price/Earnings Ratio	27.06	37.27	34.72
Price/Book Ratio	5.97	13.38	9.69
Geom Avg Mkt Cap \$B	252.02	752.83	598.33
ROE	30.97	44.95	37.10

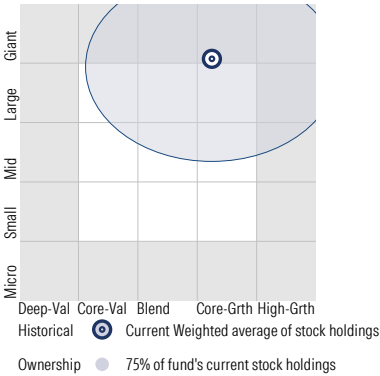
# American Funds Growth Fund of Amer R6 RGAGX

Morningstar Category  
Large Growth

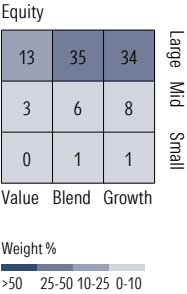
Morningstar Index  
Russell 1000 Growth TR USD

## Style Analysis as of 06-30-2025

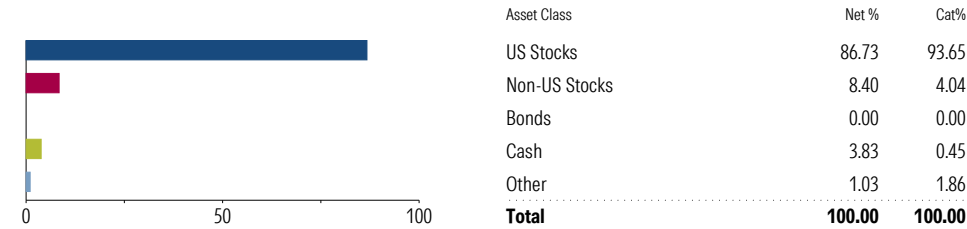
Morningstar Style Box™



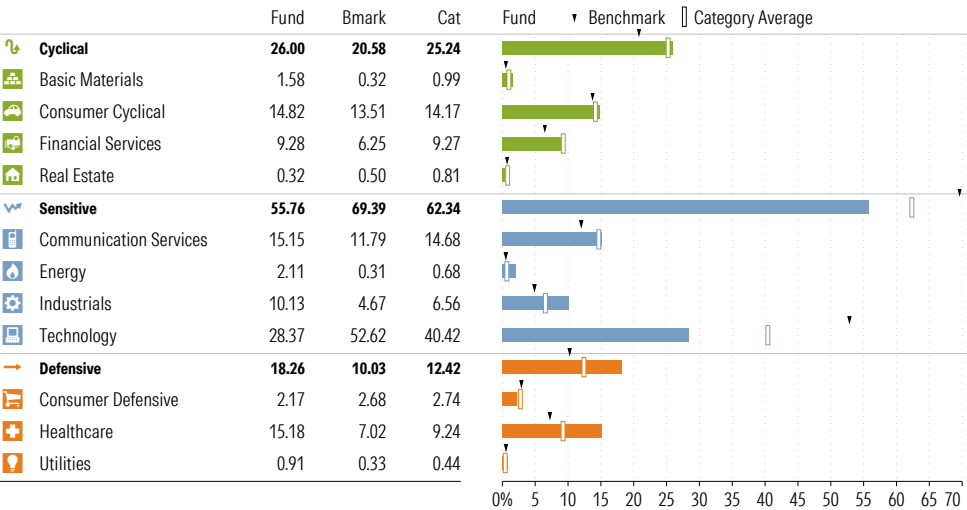
## Style Breakdown



## Asset Allocation as of 06-30-2025



## Sector Weighting as of 06-30-2025



## Top 15 Holdings as of 06-30-2025

Name	% Net Asset	Cumulative %	YTD Return %	Morningstar Sector
⊖ Meta Platforms Inc Class A	5.51	5.51	26.24	Communication Svc
⊖ Microsoft Corp	4.69	10.20	18.40	Technology
⊖ Amazon.com Inc	4.03	14.23	0.00	Consumer Cyclical
⊕ NVIDIA Corp	3.90	18.12	17.66	Technology
⊕ Capital Group Central Cash Fund	3.69	21.81	-	-
⊕ Eli Lilly and Co	3.14	24.95	1.36	Healthcare
⊖ Broadcom Inc	2.78	27.73	19.41	Technology
⊖ Netflix Inc	2.48	30.21	50.24	Communication Svc
⊕ Alphabet Inc Class C	2.13	32.34	-6.64	Communication Svc
⊕ Vertex Pharmaceuticals Inc	2.00	34.34	10.55	Healthcare
⊕ Uber Technologies Inc	1.96	36.30	54.68	Technology
⊖ Tesla Inc	1.94	38.24	-21.34	Consumer Cyclical
⊖ Alphabet Inc Class A	1.67	39.91	-6.69	Communication Svc
⊕ Boeing Co	1.66	41.57	18.38	Industrials
⊖ Royal Caribbean Group	1.58	43.15	36.39	Consumer Cyclical

Total Holdings 317

⊕ Increase ⊖ Decrease ✨ New to Portfolio

American Funds Intl Gr and Inc R6 RIGGX

Morningstar Category  
Foreign Large Blend

Morningstar Index  
MSCI ACWI Ex USA NR USD

Portfolio Manager(s)

Steven Watson since 10-2008  
Andrew Suzman since 10-2008  
Patrice Collette since 09-2010  
Leo Hee since 07-2015  
Michael Cohen since 07-2018  
Lisa Thompson since 09-2018  
Barbara Burtin since 09-2024  
Bobby Chada since 09-2024

Quantitative Screens

- Performance: The fund has finished in the Foreign Large Blend category's top three quartiles in 9 of the 10 years it's been in existence.
- Management: The fund's management has been in place for 16.76 years.
- Style: The fund has landed in its primary style box — Large Blend — 100 % of the time over the past three years.
- Net Expense: The fund's expense ratio of 0.54 is 33.33% lower than the Foreign Large Blend category average.

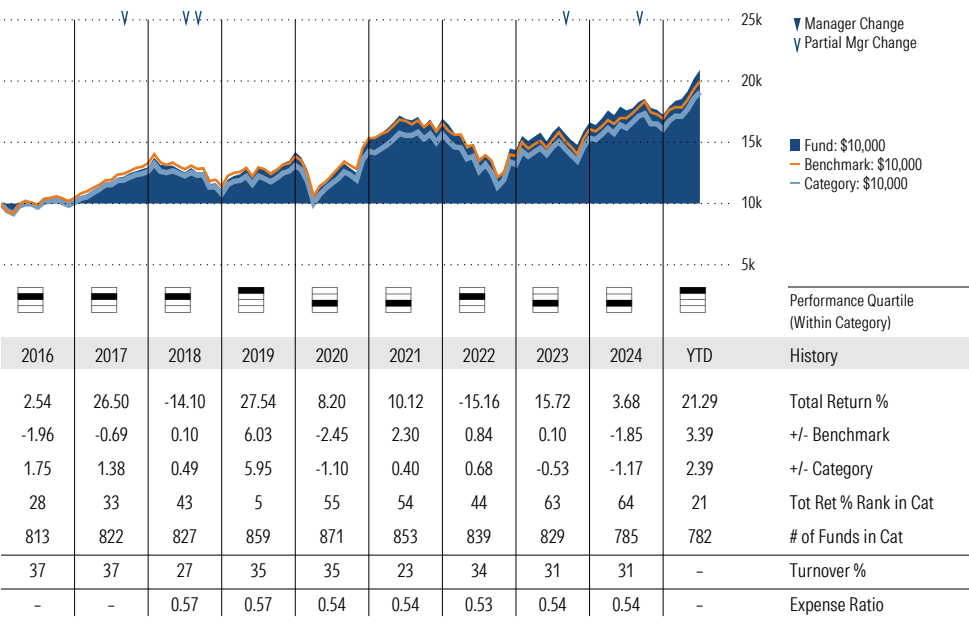
Morningstar Investment Management LLC Analysis

This fund passes all of Morningstar Investment Management's quantitative screens. Morningstar Investment Management has also assessed the fund from a qualitative perspective and, as a fiduciary, is comfortable recommending the fund's use in retirement plans.

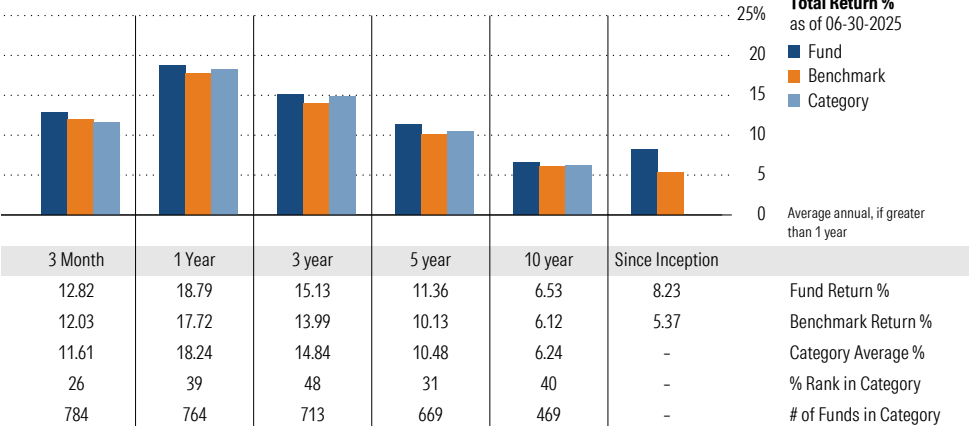
ESG Metrics

Metric	Rating	Updated
Sustainability Rating	3	05-31-2025
Carbon Risk Score	Low Risk	12-31-2022
ESG Commitment	1-Low	02-15-2022

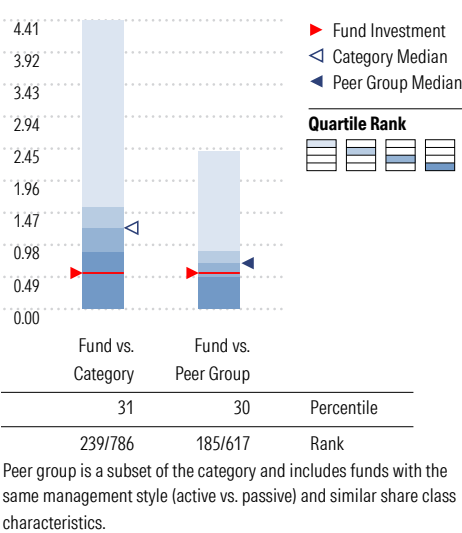
Growth of \$10,000



Trailing Performance



Net Expense



3-Year Risk Metrics

	Fund	Bmark	Cat
Alpha	1.25	-	0.55
Beta	0.98	-	1.02
R-Squared	94.88	-	92.02
Standard Deviation	15.10	14.96	15.88
Sharpe Ratio	0.69	0.63	0.65
Tracking Error	3.42	-	4.43
Information Ratio	0.33	-	0.19
Up Capture Ratio	102.03	-	105.71
Down Capture Ratio	97.11	-	105.97

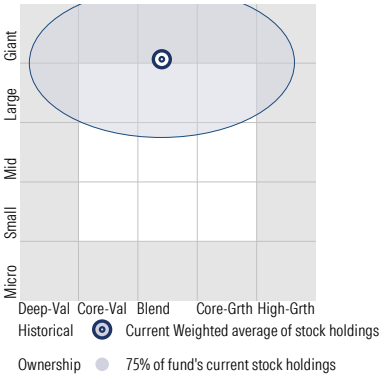
Portfolio Metrics

	Fund	Bmark	Cat
Price/Earnings Ratio	15.50	16.35	16.81
Price/Book Ratio	1.75	1.91	1.99
Geom Avg Mkt Cap \$B	53.24	57.95	65.68
ROE	17.71	17.20	18.02

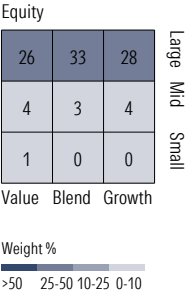
American Funds Intl Gr and Inc R6 RIGGX

Morningstar Category Foreign Large Blend  
Morningstar Index MSCI ACWI Ex USA NR USD

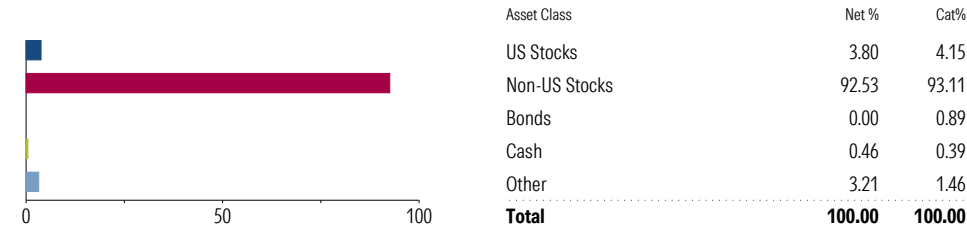
Style Analysis as of 06-30-2025  
Morningstar Style Box™



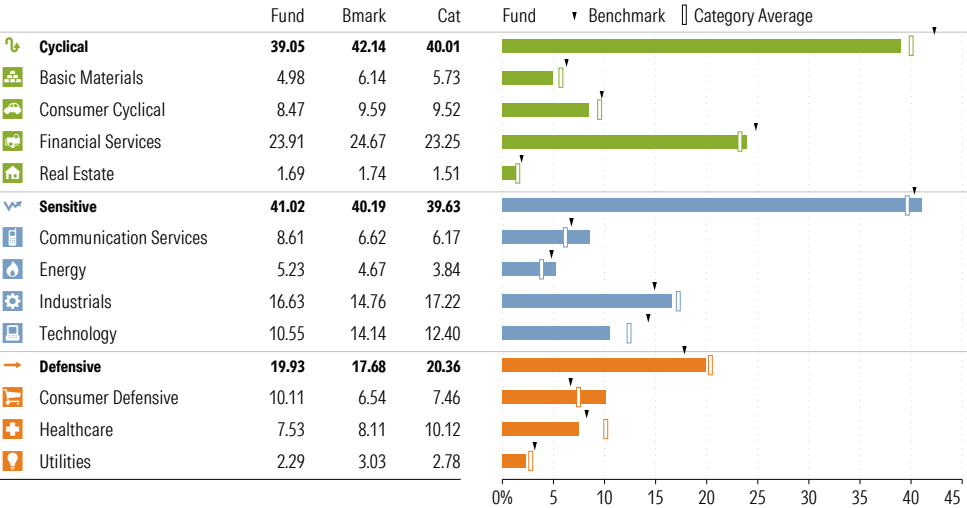
Style Breakdown



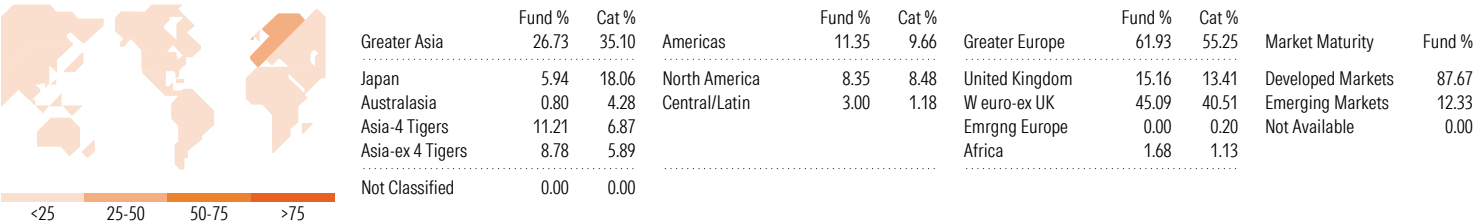
Asset Allocation as of 06-30-2025



Sector Weighting as of 06-30-2025



World Regions % Equity 06-30-2025



Top 10 Holdings as of 06-30-2025

Name	% Net Asset	Cumulative %	YTD Return %	Morningstar Sector
⊖ Taiwan Semiconductor Manufacturing Co Ltd	3.13	3.13	-	Technology
⊖ Capital Group Central Cash M	2.98	6.11	-	-
⊖ BAE Systems PLC	2.27	8.37	-	Industrials
⊖ TotalEnergies SE	2.05	10.42	-	Energy
⊕ Sanofi SA	2.03	12.45	-	Healthcare
⊕ AstraZeneca PLC	1.65	14.10	-	Healthcare
⊖ British American Tobacco PLC	1.56	15.66	-	Consumer Defensive
⊖ ASML Holding NV	1.45	17.11	-	Technology
⊕ UniCredit SpA	1.25	18.36	-	Financial Services
⊖ AXA SA	1.23	19.59	-	Financial Services

Total Holdings 271

⊕ Increase ⊖ Decrease ✨ New to Portfolio

American Funds Invmt Co of Amer R6 RICGX

Morningstar Category  
Large Blend  
Morningstar Index  
S&P 500 TR USD

Portfolio Manager(s)

James Lovelace since 03-1992  
Christopher Buchbinder since 03-2007  
Grant Cambridge since 03-2014  
Martin Romo since 07-2018  
Aline Avzaradel since 03-2019  
Martin Jacobs since 12-2019  
Jessica Spaly since 03-2021  
Greg Miliotes since 03-2025

Quantitative Screens

- Performance: The fund has finished in the Large Blend category's top three quartiles in 9 of the 10 years it's been in existence.
- Management: The fund's management has been in place for 33.35 years.
- Style: The fund has landed in its primary style box — Large Blend — 81.82 % of the time over the past three years.
- Net Expense: The fund's expense ratio of 0.27 is 61.97% lower than the Large Blend category average.

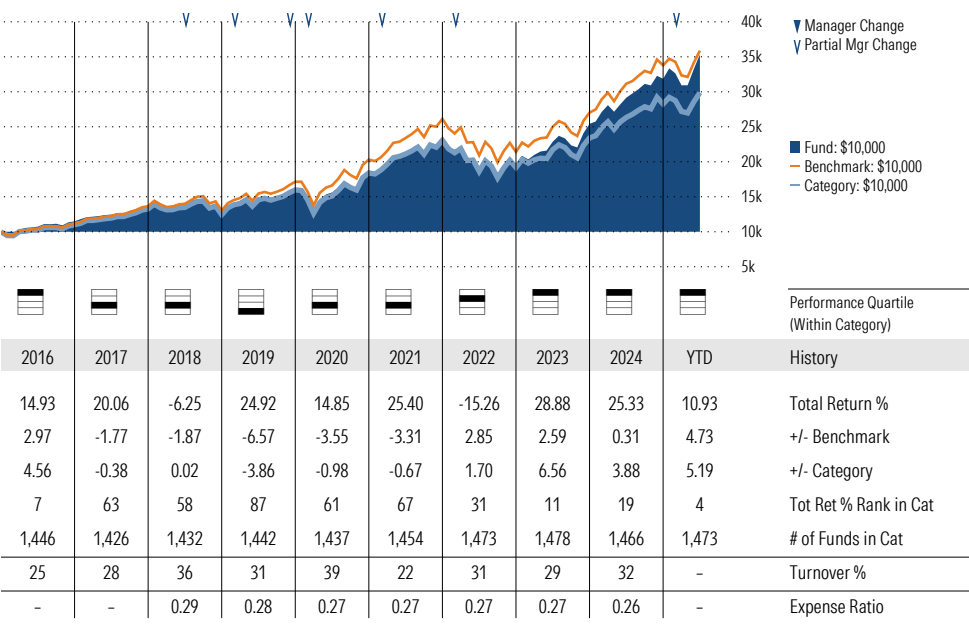
Morningstar Investment Management LLC Analysis

This fund passes all of Morningstar Investment Management's quantitative screens. Morningstar Investment Management has also assessed the fund from a qualitative perspective and, as a fiduciary, is comfortable recommending the fund's use in retirement plans.

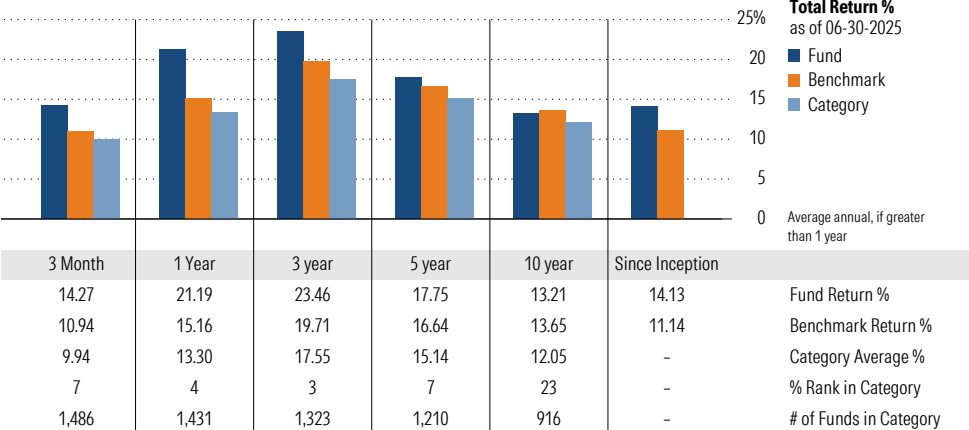
ESG Metrics

Metric	Rating	Updated
Sustainability Rating	2	04-30-2025
Carbon Risk Score	Low Risk	12-31-2022

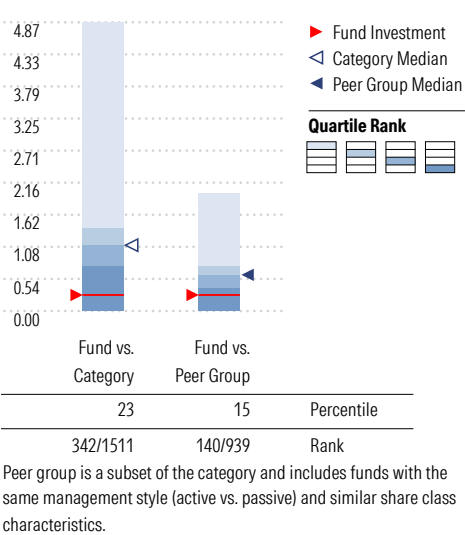
Growth of \$10,000



Trailing Performance



Net Expense



3-Year Risk Metrics

	Fund	Bmark	Cat
Alpha	4.80	-	-1.12
Beta	0.90	-	0.98
R-Squared	95.65	-	94.55
Standard Deviation	14.61	15.80	15.86
Sharpe Ratio	1.20	0.92	0.82
Tracking Error	3.40	-	3.21
Information Ratio	1.10	-	-1.48
Up Capture Ratio	101.06	-	95.68
Down Capture Ratio	82.43	-	101.04

Portfolio Metrics

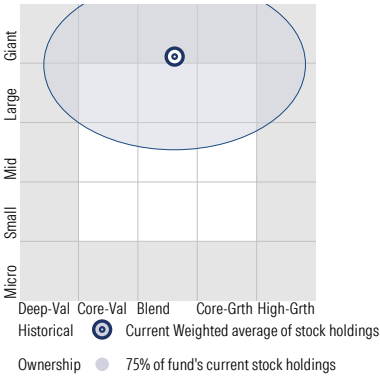
	Fund	Bmark	Cat
Price/Earnings Ratio	25.67	26.71	26.89
Price/Book Ratio	4.56	4.89	5.30
Geom Avg Mkt Cap \$B	274.56	379.44	435.89
ROE	30.59	34.44	34.20

American Funds Invmt Co of Amer R6 RICGX

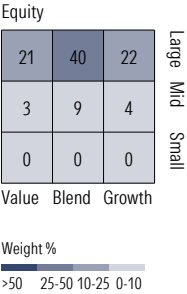
Morningstar Category  
Large Blend

Morningstar Index  
S&P 500 TR USD

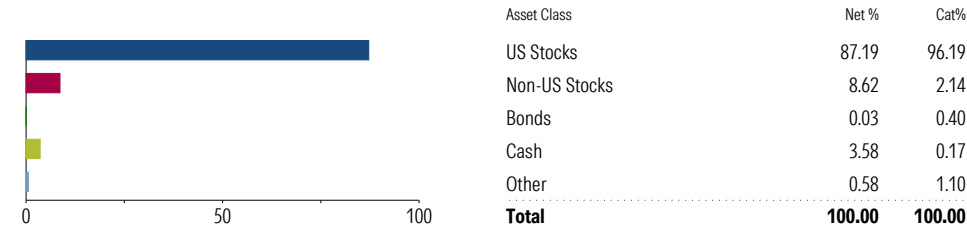
Style Analysis as of 06-30-2025  
Morningstar Style Box™



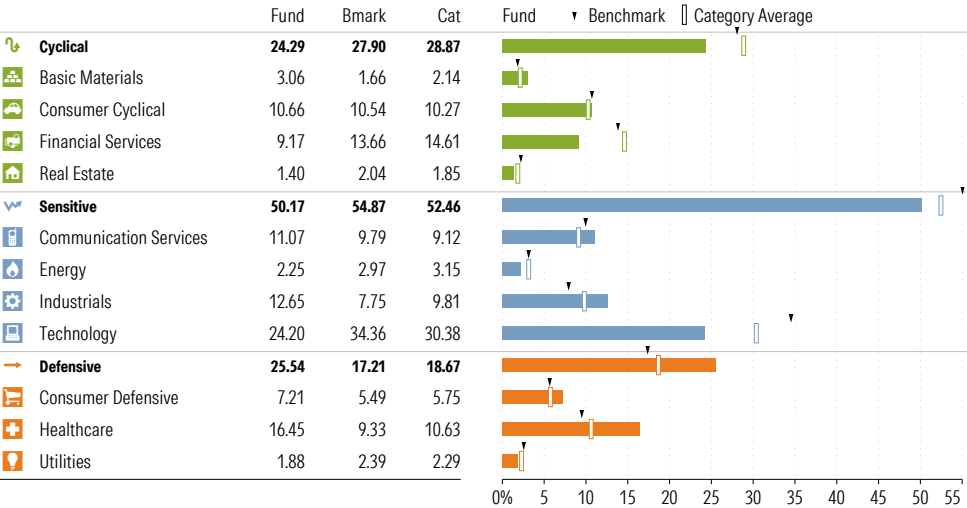
Style Breakdown



Asset Allocation as of 06-30-2025



Sector Weighting as of 06-30-2025



Top 15 Holdings as of 06-30-2025

Name	% Net Asset	Cumulative %	YTD Return %	Morningstar Sector
⊕ Microsoft Corp	6.41	6.41	18.40	Technology
⊖ Meta Platforms Inc Class A	4.45	10.86	26.24	Communication Svc
⊖ Broadcom Inc	4.39	15.24	19.41	Technology
⊕ Amazon.com Inc	3.62	18.86	0.00	Consumer Cyclical
⊕ Capital Group Central Cash Fund	3.27	22.13	-	-
⊕ UnitedHealth Group Inc	2.96	25.08	-37.48	Healthcare
⊕ British American Tobacco PLC	2.74	27.83	-	Consumer Defensive
⊕ Eli Lilly and Co	2.48	30.31	1.36	Healthcare
⊕ NVIDIA Corp	2.26	32.57	17.66	Technology
⊖ GE Aerospace	2.12	34.69	54.54	Industrials
⊖ Alphabet Inc Class C	2.06	36.76	-6.64	Communication Svc
⊖ Royal Caribbean Group	2.06	38.82	36.39	Consumer Cyclical
⊖ Philip Morris International Inc	2.02	40.84	53.58	Consumer Defensive
⊖ Apple Inc	1.89	42.72	-17.87	Technology
⊖ Alphabet Inc Class A	1.83	44.55	-6.69	Communication Svc

Total Holdings 206

⊕ Increase ⊖ Decrease ✱ New to Portfolio



American Funds New Perspective R6 RNPGX

Morningstar Category  
Global Large-Stock Growth

Morningstar Index  
MSCI ACWI NR USD

Portfolio Manager(s)

Robert Lovelace since 12-2000  
Joanna Jonsson since 12-2005  
Steven Watson since 12-2005  
Brady Enright since 12-2005  
Noriko Chen since 04-2012  
Andraz Razen since 07-2015  
Barbara Burtin since 12-2018  
Patrice Collette since 12-2018  
Kohei Higashi since 12-2020  
Anne-Marie Peterson since 12-2020

Quantitative Screens

- Performance: The fund has finished in the Global Large-Stock Growth category's top three quartiles in 10 of the 10 years it's been in existence.
- Management: The fund's management has been in place for 24.59 years.
- Style: The fund has landed in its primary style box — Large Growth — 100 % of the time over the past three years.
- Net Expense: The fund's expense ratio of 0.41 is 61.32% lower than the Global Large-Stock Growth category average.

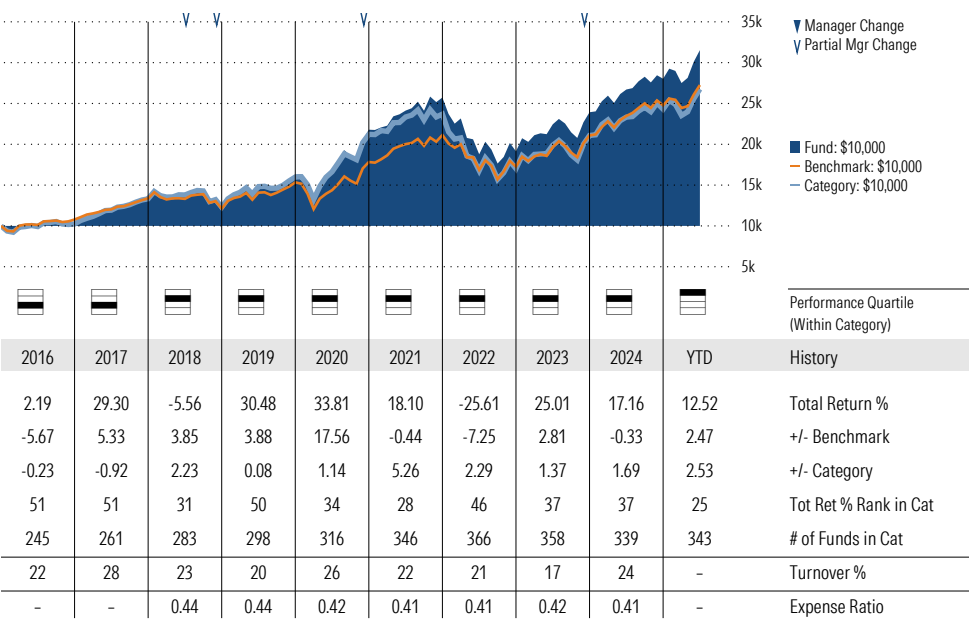
Morningstar Investment Management LLC Analysis

This fund passes all of Morningstar Investment Management's quantitative screens. Morningstar Investment Management has also assessed the fund from a qualitative perspective and, as a fiduciary, is comfortable recommending the fund's use in retirement plans.

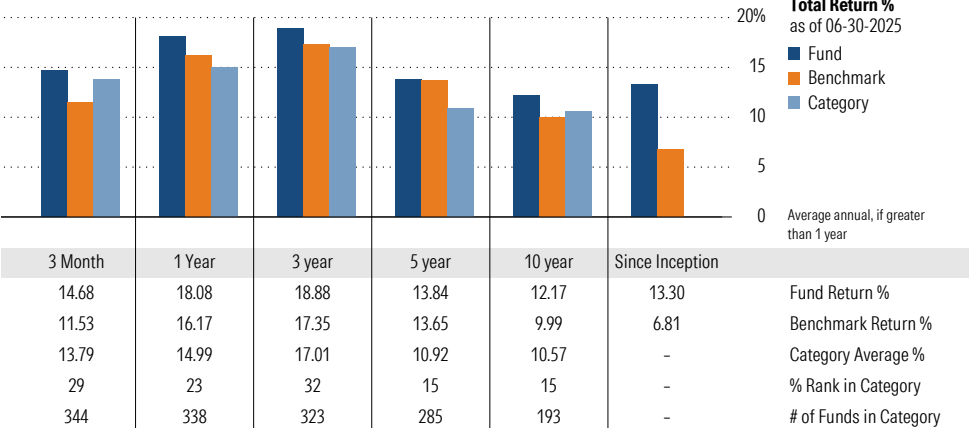
ESG Metrics

Metric	Rating	Updated
Sustainability Rating	2	05-31-2025
Carbon Risk Score	Low Risk	12-31-2022
ESG Commitment	2-Basic	02-15-2022

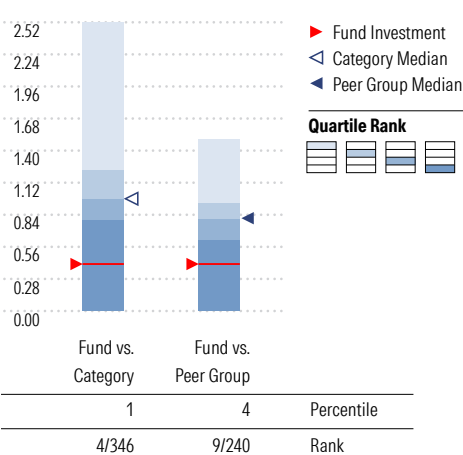
Growth of \$10,000



Trailing Performance



Net Expense



Peer group is a subset of the category and includes funds with the same management style (active vs. passive) and similar share class characteristics.

3-Year Risk Metrics

	Fund	Bmark	Cat
Alpha	0.53	-	-1.26
Beta	1.05	-	1.13
R-Squared	97.08	-	89.00
Standard Deviation	15.79	14.76	17.81
Sharpe Ratio	0.88	0.84	0.75
Tracking Error	2.81	-	6.22
Information Ratio	0.54	-	0.02
Up Capture Ratio	106.22	-	109.40
Down Capture Ratio	103.88	-	115.70

Portfolio Metrics

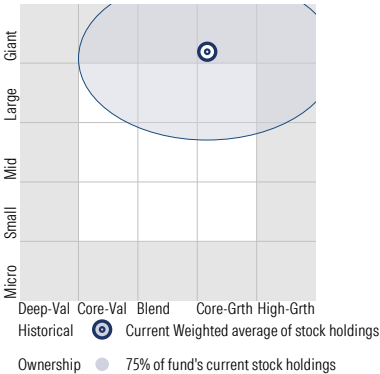
	Fund	Bmark	Cat
Price/Earnings Ratio	24.52	21.93	26.48
Price/Book Ratio	3.69	3.16	4.62
Geom Avg Mkt Cap \$B	166.14	185.31	224.92
ROE	25.42	27.83	29.34

American Funds New Perspective R6 RNPGX

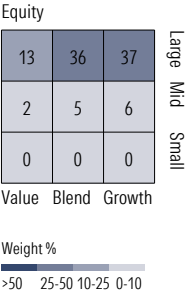
Morningstar Category  
Global Large-Stock Growth

Morningstar Index  
MSCI ACWI NR USD

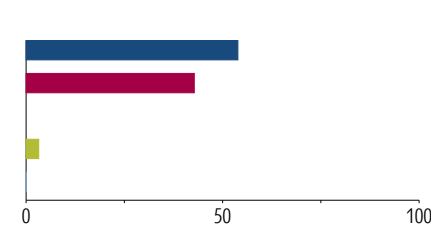
Style Analysis as of 06-30-2025  
Morningstar Style Box™



Style Breakdown

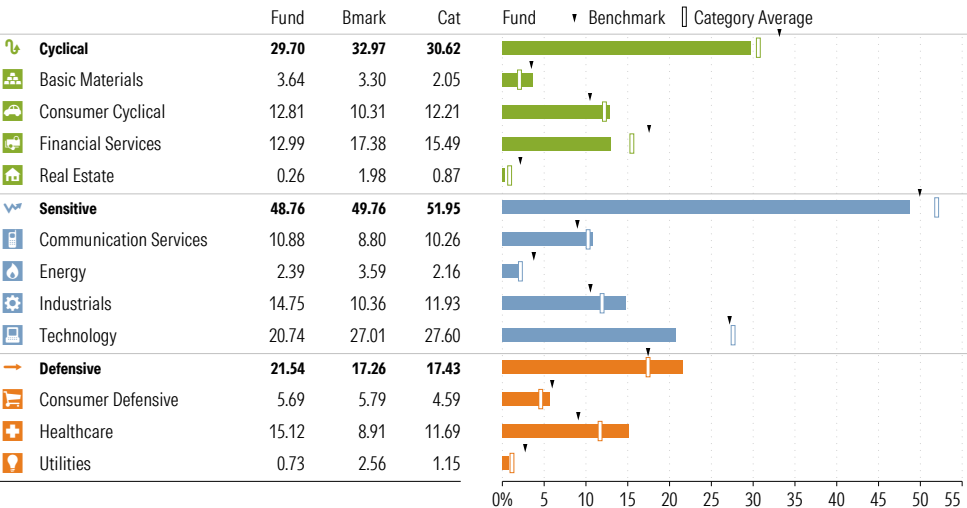


Asset Allocation as of 06-30-2025

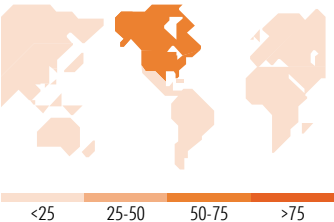


Asset Class	Net %	Cat%
US Stocks	53.89	58.70
Non-US Stocks	42.79	38.91
Bonds	0.00	0.01
Cash	3.21	1.66
Other	0.10	0.73
Total	100.00	100.00

Sector Weighting as of 06-30-2025



World Regions % Equity 06-30-2025



Greater Asia	Fund % 10.36	Cat % 13.47	Americas	Fund % 60.10	Cat % 64.30	Greater Europe	Fund % 29.54	Cat % 22.24	Market Maturity	Fund %
Japan	3.40	4.00	North America	58.76	62.59	United Kingdom	5.90	4.76	Developed Markets	96.42
Australasia	0.41	0.29	Central/Latin	1.34	1.71	W euro-ex UK	23.40	17.20	Emerging Markets	3.58
Asia-4 Tigers	4.56	4.01				Emrgng Europe	0.00	0.00	Not Available	0.00
Asia-ex 4 Tigers	1.99	5.17				Africa	0.24	0.28		
Not Classified	0.00	0.00								

Top 10 Holdings as of 06-30-2025

Name	% Net Asset	Cumulative %	YTD Return %	Morningstar Sector
⊖ Meta Platforms Inc Class A	3.78	3.78	26.24	Communication Svc
⊕ Capital Group Central Cash Fund	3.18	6.96	-	-
⊖ Microsoft Corp	3.05	10.01	18.40	Technology
⊖ Taiwan Semiconductor Manufacturing Co Ltd	2.72	12.73	-	Technology
⊖ Broadcom Inc	2.19	14.91	19.41	Technology
⊖ Tesla Inc	2.04	16.95	-21.34	Consumer Cyclical
⊖ NVIDIA Corp	1.70	18.66	17.66	Technology
⊖ Netflix Inc	1.63	20.28	50.24	Communication Svc
⊕ Eli Lilly and Co	1.58	21.87	1.36	Healthcare
⊕ Essilorluxottica	1.56	23.43	-	Healthcare

Total Holdings 268

⊕ Increase ⊖ Decrease ✨ New to Portfolio

American Funds New World R6 RNWGX

Morningstar Category Diversified Emerging Mkts  
Morningstar Index MSCI EM NR USD

Portfolio Manager(s)

Carl Kawaja since 06-1999  
Robert Lovelace since 06-1999  
Christopher Thomsen since 01-2009  
Winnie Kwan since 01-2009  
Tomonori Tani since 10-2013  
Bradford Freer since 01-2017  
Akira Shiraishi since 01-2017  
Lisa Thompson since 10-2019  
Kirstie Spence since 12-2019  
Dawid Justus since 01-2020  
Piyada Phanaphat since 01-2020  
Matt Hochstetler since 01-2024

Quantitative Screens

- Performance: The fund has finished in the Diversified Emerging Mkts category's top three quartiles in 10 of the 10 years it's been in existence.
- Management: The fund's management has been in place for 26.05 years.
- Style: The fund has landed in its primary style box — Large Growth — 100 % of the time over the past three years.
- Net Expense: The fund's expense ratio of 0.57 is 47.71% lower than the Diversified Emerging Mkts category average.

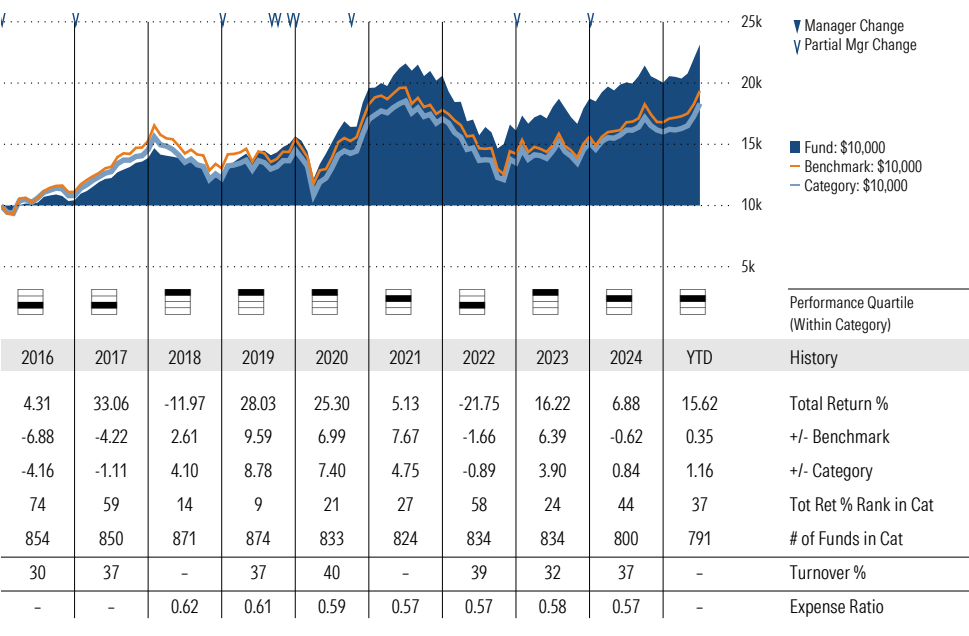
Morningstar Investment Management LLC Analysis

This fund passes all of Morningstar Investment Management's quantitative screens. Morningstar Investment Management has also assessed the fund from a qualitative perspective and, as a fiduciary, is comfortable recommending the fund's use in retirement plans.

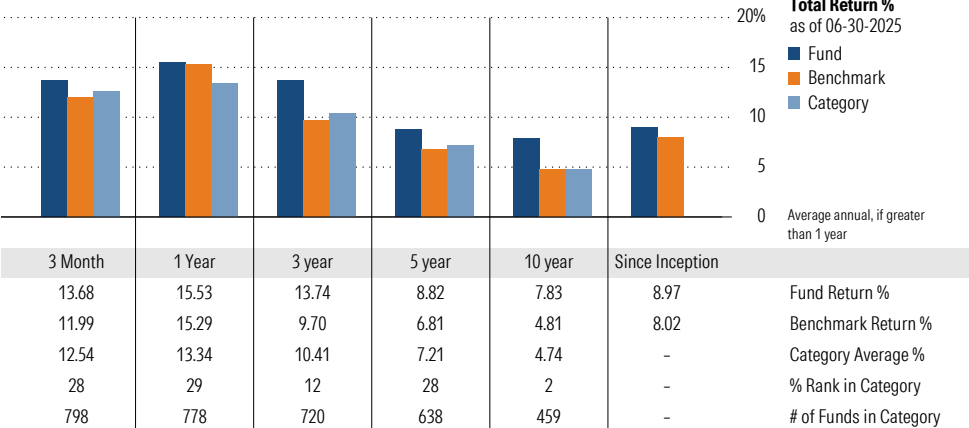
ESG Metrics

Metric	Rating	Updated
Sustainability Rating	3	05-31-2025
Carbon Risk Score	Medium Risk	12-31-2022
ESG Commitment	1-Low	02-15-2022

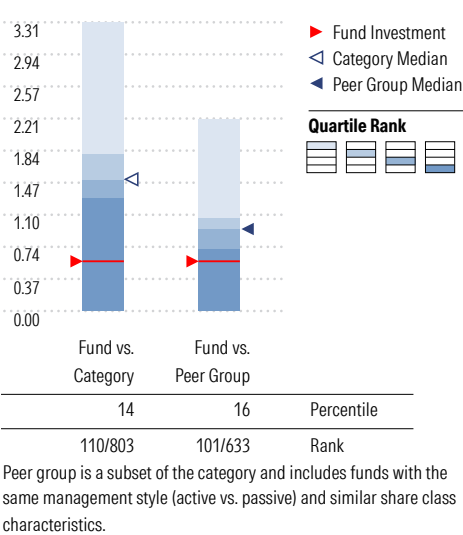
Growth of \$10,000



Trailing Performance



Net Expense



3-Year Risk Metrics

	Fund	Bmark	Cat
Alpha	6.00	-	1.27
Beta	0.74	-	0.91
R-Squared	80.40	-	88.53
Standard Deviation	14.09	17.14	16.60
Sharpe Ratio	0.65	0.35	0.38
Tracking Error	7.69	-	5.58
Information Ratio	0.52	-	0.04
Up Capture Ratio	83.69	-	92.23
Down Capture Ratio	55.49	-	86.22

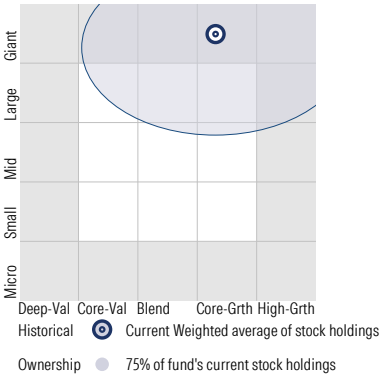
Portfolio Metrics

	Fund	Bmark	Cat
Price/Earnings Ratio	17.86	14.23	13.97
Price/Book Ratio	2.86	1.84	1.93
Geom Avg Mkt Cap \$B	72.23	55.18	63.20
ROE	25.07	18.84	20.02

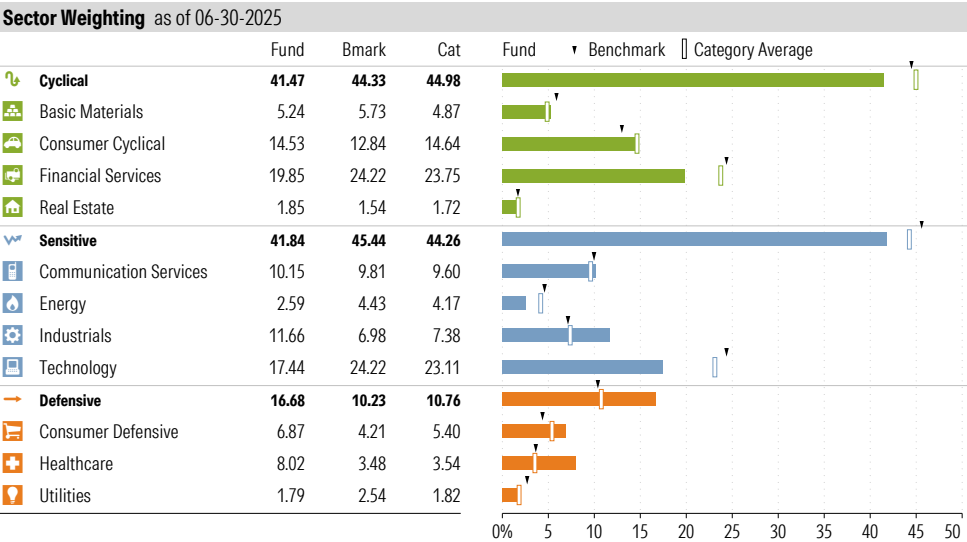
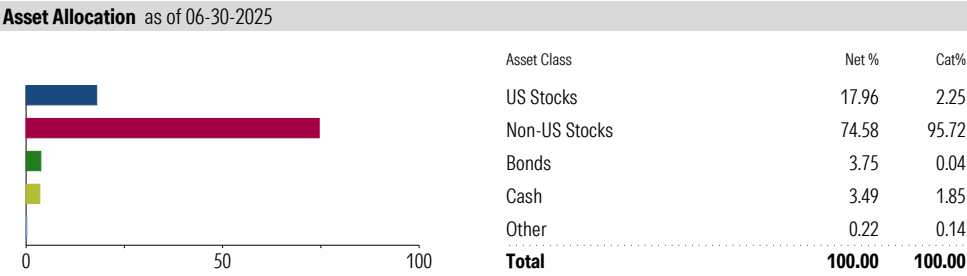
American Funds New World R6 RNWGX

Morningstar Category Diversified Emerging Mkts  
Morningstar Index MSCI EM NR USD

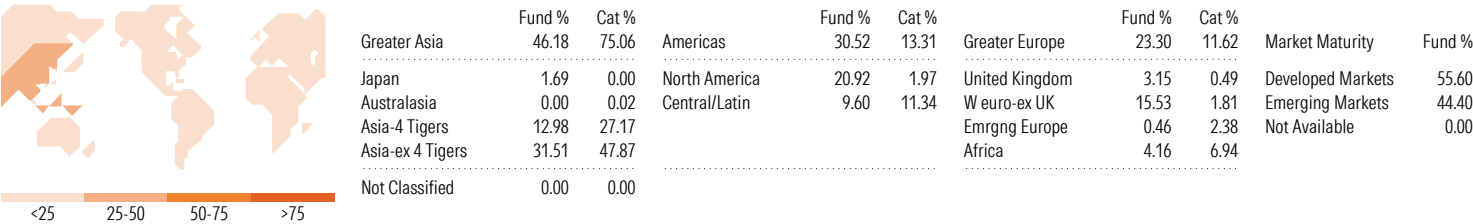
Style Analysis as of 06-30-2025  
Morningstar Style Box™



Style Breakdown



World Regions % Equity 06-30-2025



Top 10 Holdings as of 06-30-2025

Name	% Net Asset	Cumulative %	YTD Return %	Morningstar Sector
⊕ Taiwan Semiconductor Manufacturing Co Ltd	5.58	5.58	-	Technology
⊕ Capital Group Central Cash Fund	3.62	9.20	-	-
⊕ MercadoLibre Inc	2.17	11.37	53.70	Consumer Cyclical
⊖ Microsoft Corp	1.95	13.32	18.40	Technology
⊕ Meta Platforms Inc Class A	1.75	15.06	26.24	Communication Svc
⊖ Tencent Holdings Ltd	1.69	16.75	-	Communication Svc
⊖ Airbus SE	1.33	18.09	-	Industrials
⊕ Banco Bilbao Vizcaya Argentaria SA	1.32	19.40	-	Financial Services
⊕ SK Hynix Inc	1.20	20.60	-	Technology
⊕ Kweichow Moutai Co Ltd Class A	1.16	21.76	-	Consumer Defensive

Total Holdings 585

⊕ Increase ⊖ Decrease ✨ New to Portfolio

Baird Aggregate Bond Inst

BAGIX

Morningstar Category  
Intermediate Core Bond

Morningstar Index  
Bloomberg US Agg Bond TR USD

Portfolio Manager(s)

M. Sharon deGuzman since 09-2000  
Mary Ellen Stanek since 09-2000  
Warren Pierson since 09-2000  
Charles Groeschell since 09-2000  
Meghan Dean since 05-2019  
Jay Schwister since 05-2019  
Jeffrey Schrom since 05-2019  
Patrick Brown since 05-2021  
Abhishek Pulakanti since 05-2022  
Andrew O'Connell since 05-2022

Quantitative Screens

- Performance: The fund has finished in the Intermediate Core Bond category's top three quartiles in 10 of the 10 years it's been in existence.
- Management: The fund's management has been in place for 24.77 years.

Style Consistency is not calculated for Fixed Income funds.

- Net Expense: The fund's expense ratio of 0.3 is 40% lower than the Intermediate Core Bond category average.

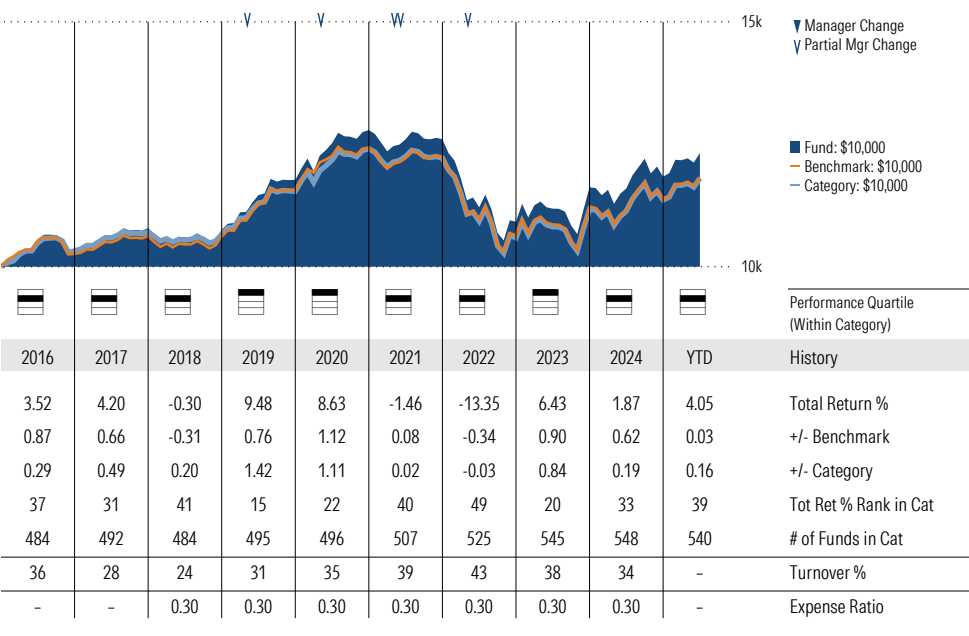
Morningstar Investment Management LLC Analysis

This fund passes all of Morningstar Investment Management's quantitative screens. Morningstar Investment Management has also assessed the fund from a qualitative perspective and, as a fiduciary, is comfortable recommending the fund's use in retirement plans.

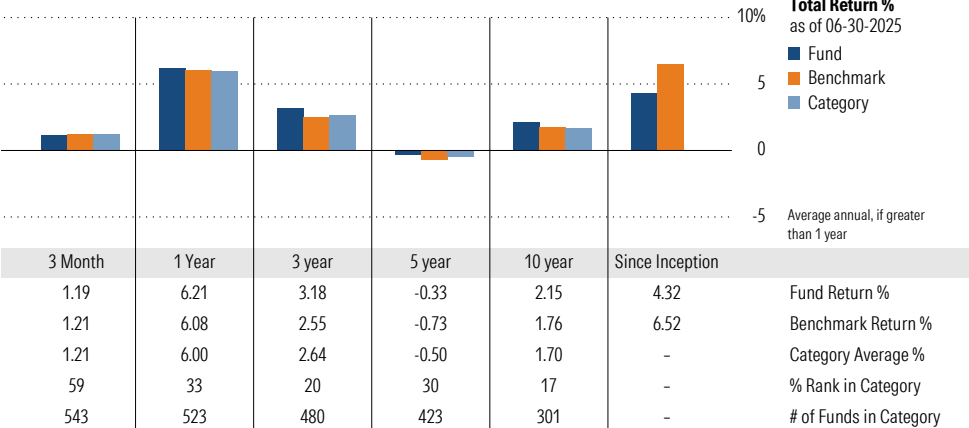
ESG Metrics

Metric	Rating	Updated
Sustainability Rating	4	05-31-2025
ESG Commitment	1-Low	02-15-2022

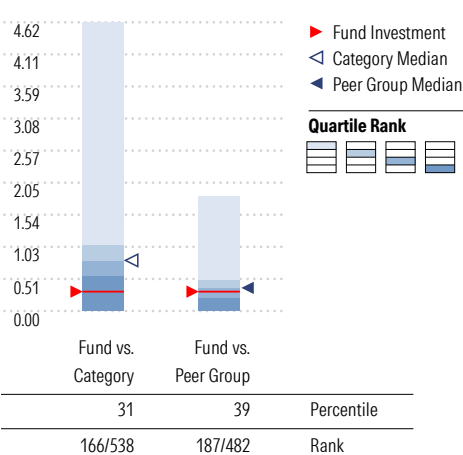
Growth of \$10,000



Trailing Performance



Net Expense



Peer group is a subset of the category and includes funds with the same management style (active vs. passive) and similar share class characteristics.

3-Year Risk Metrics

	Fund	Bmark	Cat
Alpha	0.60	-	0.08
Beta	1.01	-	0.98
R-Squared	99.70	-	98.46
Standard Deviation	7.36	7.30	7.25
Sharpe Ratio	-0.19	-0.28	-0.27
Tracking Error	0.41	-	0.84
Information Ratio	1.55	-	-0.03
Up Capture Ratio	102.44	-	98.39
Down Capture Ratio	96.29	-	97.58

Portfolio Metrics

	Fund	Bmark	Cat
Avg Eff Duration	6.09	4.43	5.70
Avg Eff Maturity	8.13	-	8.66

Baird Aggregate Bond Inst BAGIX

Morningstar Category  
Intermediate Core Bond

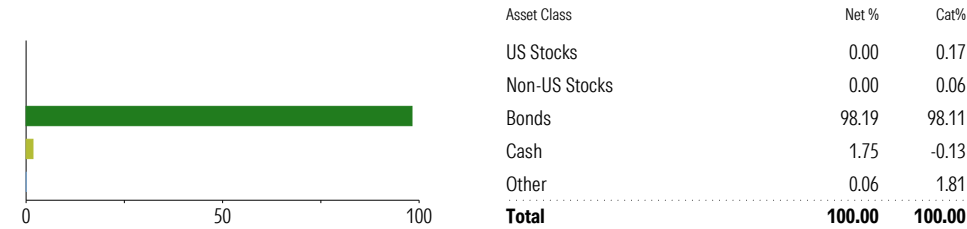
Morningstar Index  
Bloomberg US Agg Bond TR USD

Style Analysis as of 06-30-2025

Style Breakdown

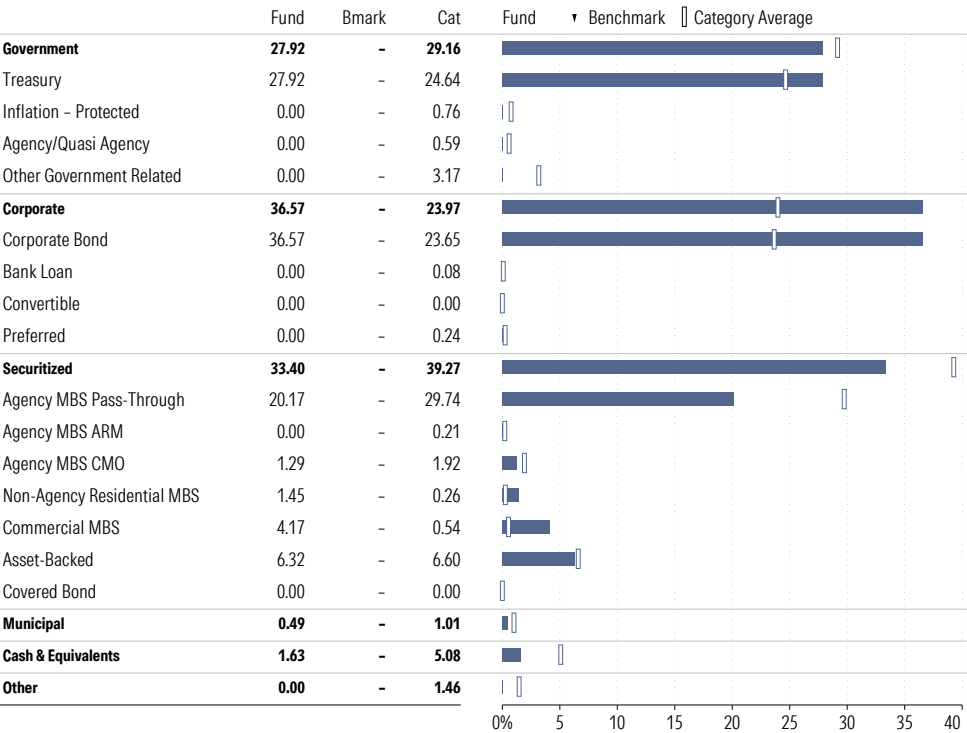


Asset Allocation as of 06-30-2025



Credit Rating Breakdown	Fund	Bmark	Cat
AAA	62.90	3.53	16.42
AA	3.20	74.59	47.36
A	13.00	10.82	22.38
BBB	20.70	8.32	11.54
BB	0.20	0.28	0.68
B	0.00	0.00	0.29
Below B	0.00	0.00	0.07
Not Rated	0.00	2.46	1.25

Sector Weighting as of 06-30-2025



Top 10 Holdings as of 06-30-2025

Name	Maturity Date	% Net Asset	Cumulative %	Fixed Income Sector
United States Treasury Notes 4.25%	01-2028	2.56	2.56	-
⊕ United States Treasury Notes 1.88%	02-2032	1.69	4.24	-
United States Treasury Bonds 3.88%	05-2043	1.63	5.87	-
⊖ First American Government Obligs U	02-2030	1.57	7.44	-
United States Treasury Bonds 2.88%	05-2043	1.53	8.97	-
United States Treasury Bonds 2.38%	02-2042	1.49	10.46	-
United States Treasury Bonds 3.38%	08-2042	1.32	11.79	-
⊖ United States Treasury Bonds 2.88%	05-2052	1.31	13.09	-
United States Treasury Notes 3.88%	11-2027	1.29	14.39	-
United States Treasury Notes 2.38%	03-2029	1.17	15.56	-

Total Holdings 1931

⊕ Increase ⊖ Decrease ✨ New to Portfolio

BlackRock Inflation Protected Bond K BPLBX

Morningstar Category  
Inflation-Protected Bond

Morningstar Index  
Bloomberg US Treasury US TIPS TR USD

Portfolio Manager(s)

David Rogal since 03-2018  
Harrison Segall since 02-2024  
Johan Sjogren since 02-2024

Quantitative Screens

- Performance: The fund has finished in the Inflation-Protected Bond category's top three quartiles in 10 of the 10 years it's been in existence.
- Management: The fund's management has been in place for 7.3 years.

Style Consistency is not calculated for Fixed Income funds.

Net Expense: The fund's expense ratio of 1.04 is 52.94% higher than the Inflation-Protected Bond category average.

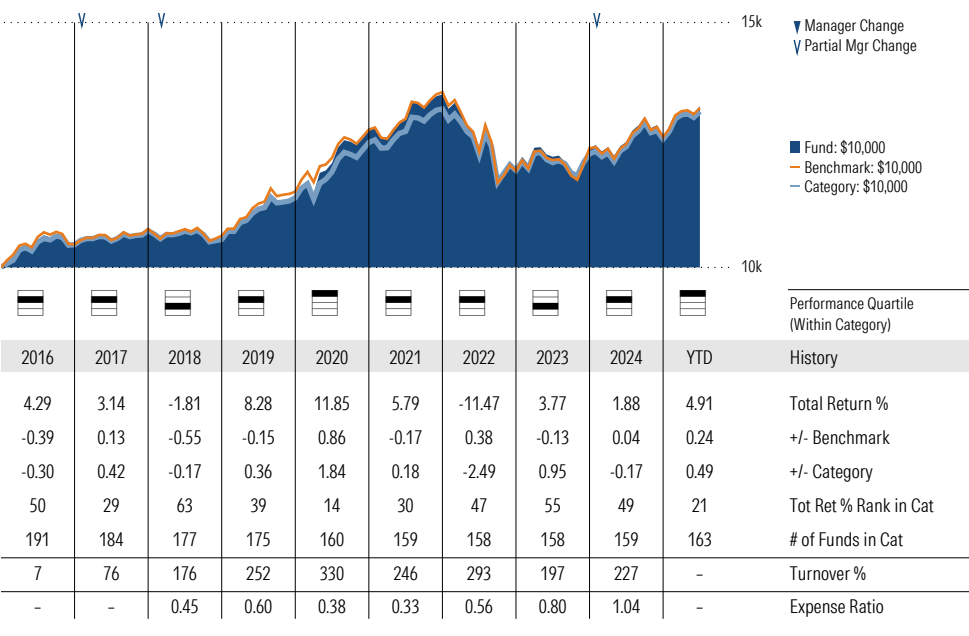
Morningstar Investment Management LLC Analysis

This fund fails our expense screen, with fees higher than the broad category average. Plan costs are sometimes wrapped into fund fees, but because costs are predictive of a fund's future relative performance, we would still prefer to see lower overall expenses here.

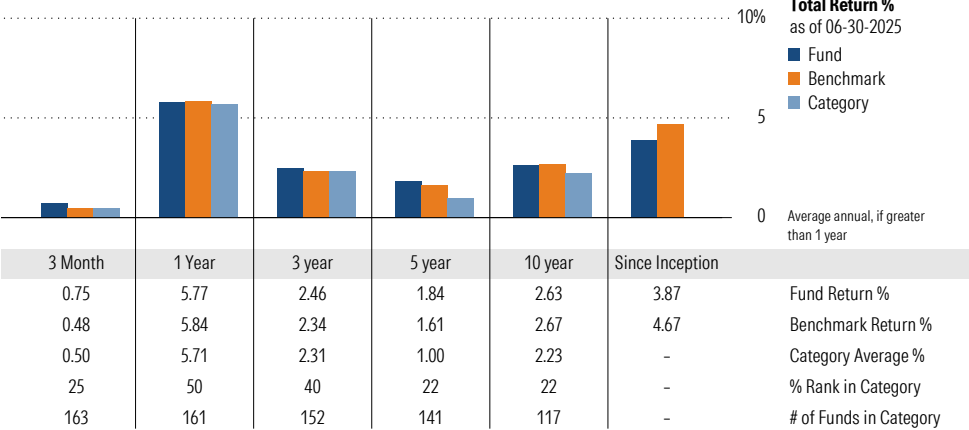
ESG Metrics

Metric	Rating	Updated
Sustainability Rating	3	05-31-2025

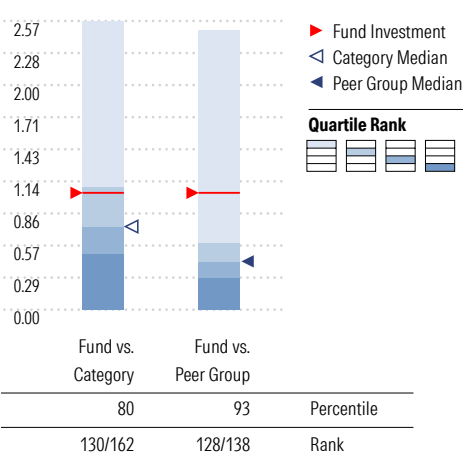
Growth of \$10,000



Trailing Performance



Net Expense



3-Year Risk Metrics

	Fund	Bmark	Cat
Alpha	0.09	-	-0.08
Beta	1.01	-	0.99
R-Squared	99.21	-	95.94
Standard Deviation	6.98	6.85	7.46
Sharpe Ratio	-0.30	-0.33	-0.34
Tracking Error	0.63	-	1.65
Information Ratio	0.20	-	-0.37
Up Capture Ratio	102.00	-	99.05
Down Capture Ratio	101.04	-	100.53

Portfolio Metrics

	Fund	Bmark	Cat
Avg Eff Duration	6.41	4.52	5.95
Avg Eff Maturity	-	-	6.74

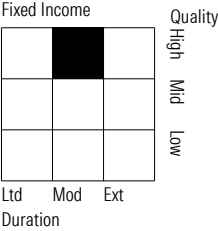
BlackRock Inflation Protected Bond K BPLBX

Morningstar Category  
Inflation-Protected Bond

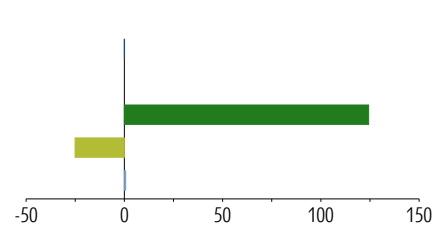
Morningstar Index  
Bloomberg US Treasury US TIPS TR USD

Style Analysis as of 06-30-2025

Style Breakdown



Asset Allocation as of 06-30-2025

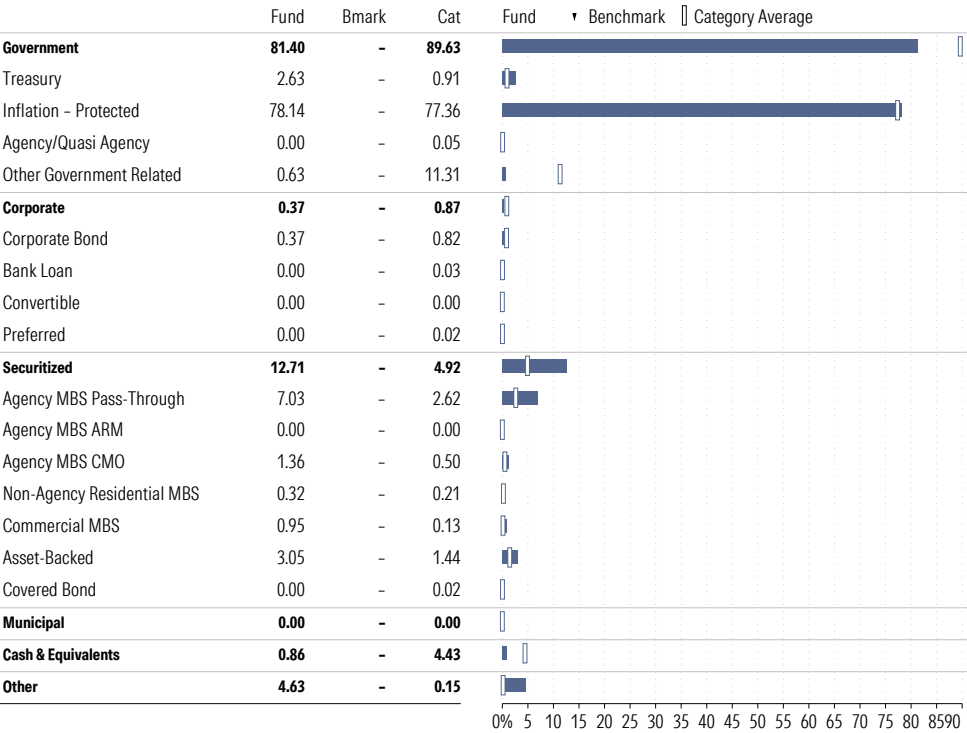


Asset Class	Net %	Cat%
US Stocks	0.10	0.24
Non-US Stocks	0.00	0.00
Bonds	124.31	108.21
Cash	-25.09	-7.08
Other	0.68	-1.37
Total	100.00	100.00

Credit Rating Breakdown

	Fund	Bmark	Cat
AAA	2.48	0.00	15.23
AA	93.00	99.60	80.62
A	0.65	0.00	0.49
BBB	0.48	0.00	0.74
BB	0.39	0.00	0.16
B	0.07	0.00	0.08
Below B	0.00	0.00	0.07
Not Rated	2.93	0.40	2.61

Sector Weighting as of 06-30-2025



Top 10 Holdings as of 06-30-2025

Name	Maturity Date	% Net Asset	Cumulative %	Fixed Income Sector
⊖ USD CASH(Alpha Committed)	06-2025	8.74	8.74	-
⊕ United States Treasury Notes	10-2029	4.58	13.32	-
⊕ Federal National Mortgage Association	06-2025	4.44	17.77	-
⊕ United States Treasury Notes	01-2035	4.32	22.08	-
⊖ RRP TREASURY (CPI) NOTE 1.625 15-O USBI	06-2025	3.94	26.03	-
⊖ United States Treasury Notes	07-2034	3.84	29.87	-
⊖ United States Treasury Notes	01-2034	3.74	33.60	-
⊖ RRP TREASURY (CPI) NOTE 1.875 15-J HSSUS	06-2025	3.73	37.33	-
⊖ United States Treasury Notes	07-2032	3.52	40.86	-
⊖ United States Treasury Notes	07-2033	3.44	44.30	-

Total Holdings 338

⊕ Increase ⊖ Decrease ✱ New to Portfolio



Eaton Vance Income Fund of Boston R6 EIBRX

Morningstar Category  
High Yield Bond

Morningstar Index  
ICE BofA US High Yield TR USD

Portfolio Manager(s)

Stephen Concannon since 11-2014  
Jeffrey Mueller since 06-2019  
Kelley Baccei Gerrity since 06-2019  
Bo Hunt since 03-2025  
Justin Bourgette since 03-2025

Quantitative Screens

✔ Performance: The fund has finished in the High Yield Bond category's top three quartiles in 10 of the 10 years it's been in existence.

✔ Management: The fund's management has been in place for 10.66 years.

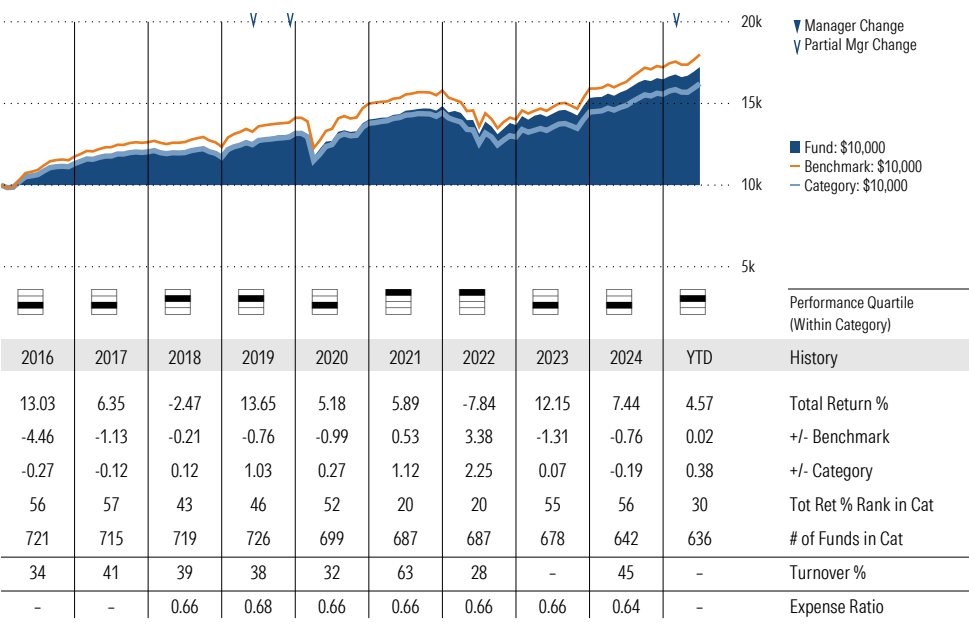
Style Consistency is not calculated for Fixed Income funds.

✔ Net Expense: The fund's expense ratio of 0.64 is 26.44% lower than the High Yield Bond category average.

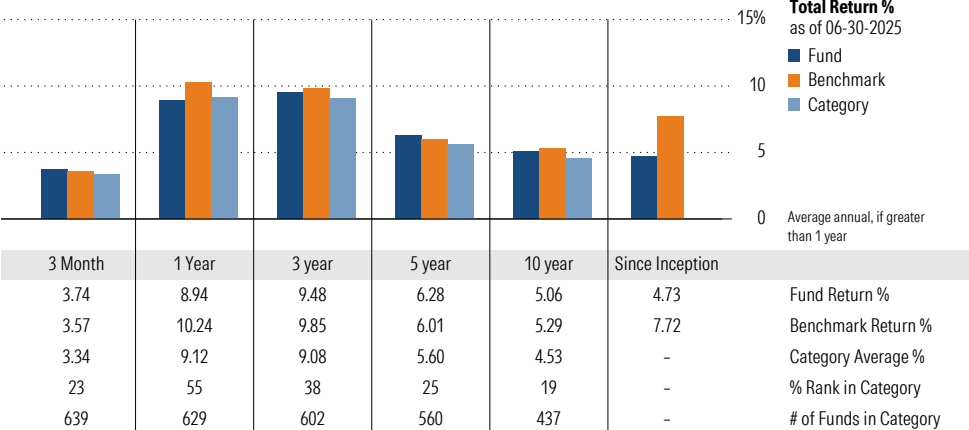
Morningstar Investment Management LLC Analysis

This fund passes all of Morningstar Investment Management's quantitative screens. Morningstar Investment Management has also assessed the fund from a qualitative perspective and, as a fiduciary, is comfortable recommending the fund's use in retirement plans.

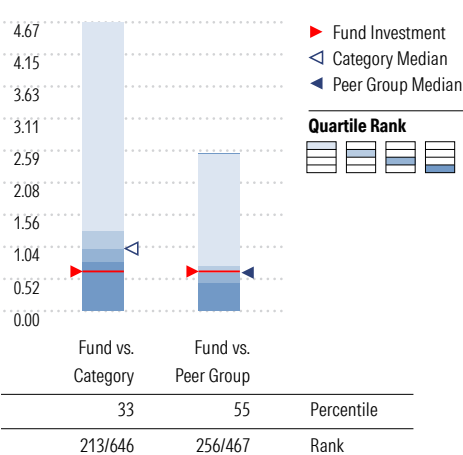
Growth of \$10,000



Trailing Performance



Net Expense



Peer group is a subset of the category and includes funds with the same management style (active vs. passive) and similar share class characteristics.

3-Year Risk Metrics

	Fund	Bmark	Cat
Alpha	0.30	-	0.23
Beta	0.93	-	0.89
R-Squared	97.73	-	93.15
Standard Deviation	6.39	6.79	6.25
Sharpe Ratio	0.70	0.72	0.66
Tracking Error	1.07	-	1.69
Information Ratio	-0.35	-	-0.62
Up Capture Ratio	96.05	-	90.62
Down Capture Ratio	95.54	-	88.85

Portfolio Metrics

	Fund	Bmark	Cat
Avg Eff Duration	3.14	-	2.59
Avg Eff Maturity	4.57	-	4.75

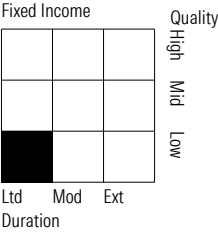
# Eaton Vance Income Fund of Boston R6 EIBRX

Morningstar Category  
High Yield Bond

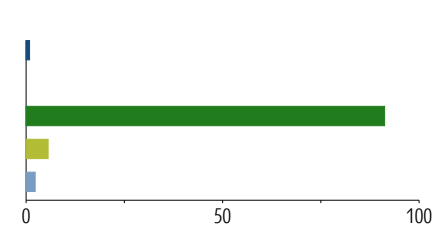
Morningstar Index  
ICE BofA US High Yield TR USD

Style Analysis as of 06-30-2025

Style Breakdown



Asset Allocation as of 06-30-2025



Asset Class	Net %	Cat%
US Stocks	0.88	0.47
Non-US Stocks	0.00	0.05
Bonds	91.22	96.21
Cash	5.60	1.33
Other	2.30	1.95
Total	100.00	100.00

Credit Rating Breakdown	Fund	Bmark	Cat
AAA	0.00	-	1.04
AA	0.00	-	0.17
A	0.00	-	0.05
BBB	3.05	-	4.81
BB	43.73	-	44.26
B	40.01	-	29.44
Below B	10.71	-	17.84
Not Rated	2.50	-	2.39

Sector Weighting as of 06-30-2025

	Fund	Bmark	Cat	Fund	Benchmark	Category Average
<b>Government</b>	<b>0.00</b>	<b>-</b>	<b>5.14</b>			
Treasury	0.00	-	0.96			
Inflation - Protected	0.00	-	0.00			
Agency/Quasi Agency	0.00	-	0.00			
Other Government Related	0.00	-	4.18			
<b>Corporate</b>	<b>94.31</b>	<b>-</b>	<b>88.87</b>			
Corporate Bond	86.13	-	85.73			
Bank Loan	6.43	-	2.04			
Convertible	0.13	-	0.53			
Preferred	1.62	-	0.57			
<b>Securitized</b>	<b>0.00</b>	<b>-</b>	<b>1.17</b>			
Agency MBS Pass-Through	0.00	-	0.07			
Agency MBS ARM	0.00	-	0.00			
Agency MBS CMO	0.00	-	0.11			
Non-Agency Residential MBS	0.00	-	0.06			
Commercial MBS	0.00	-	0.07			
Asset-Backed	0.00	-	0.86			
Covered Bond	0.00	-	0.00			
<b>Municipal</b>	<b>0.00</b>	<b>-</b>	<b>0.04</b>			
<b>Cash &amp; Equivalents</b>	<b>5.69</b>	<b>-</b>	<b>4.67</b>			
<b>Other</b>	<b>0.00</b>	<b>-</b>	<b>0.10</b>			

Top 10 Holdings as of 06-30-2025

Name	Maturity Date	% Net Asset	Cumulative %	Fixed Income Sector
⊕ Msilf Government Portfolio Msilf Government Portfolio	12-2030	4.71	4.71	-
Medline Borrower LP 5.25%	10-2029	0.83	5.54	-
CCO Holdings, LLC/ CCO Holdings Capital Corp. 4.5%	08-2030	0.75	6.30	-
Minerva Merger Subordinated Inc. 6.5%	02-2030	0.74	7.03	-
Olympus Water US Holding Corp. 9.75%	11-2028	0.69	7.72	-
Arsenal AIC Parent LLC 11.5%	10-2031	0.62	8.34	-
Windsor Holdings III LLC 8.5%	06-2030	0.57	8.91	-
Alliant Holdings Intermediate LLC/Alliant Holdings Co-Issuer Inc 6.75%	10-2027	0.57	9.49	-
⊕ Voyager Parent LLC 9.25%	07-2032	0.56	10.05	-
Heartland Dental LLC / Heartland Dental Finance Corp. 10.5%	04-2028	0.55	10.60	-

Total Holdings 430

⊕ Increase ⊖ Decrease ✱ New to Portfolio

Federated Hermes Govt Ultrashort R6 FGULX

Morningstar Category  
Ultrashort Bond

Morningstar Index  
Bloomberg US Agg Bond TR USD

Portfolio Manager(s)

Susan Hill since 07-1997  
Liam O'Connell since 11-2010

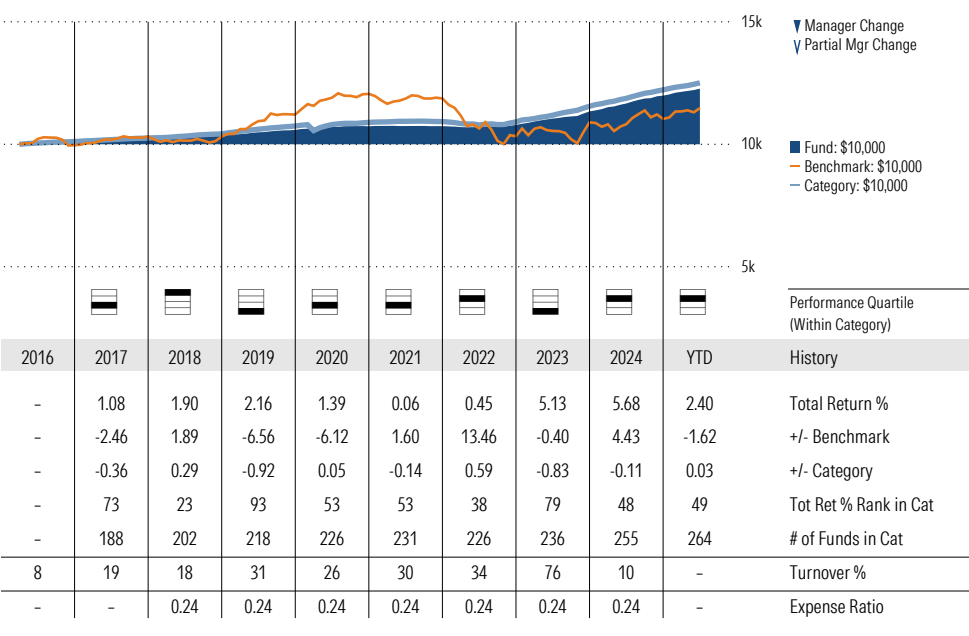
Quantitative Screens

- Performance: The fund has finished in the Ultrashort Bond category's top three quartiles in 6 of the 8 years it's been in existence.
  - Management: The fund's management has been in place for 27.99 years.
- Style Consistency is not calculated for Fixed Income funds.
- Net Expense: The fund's expense ratio of 0.24 is 40% lower than the Ultrashort Bond category average.

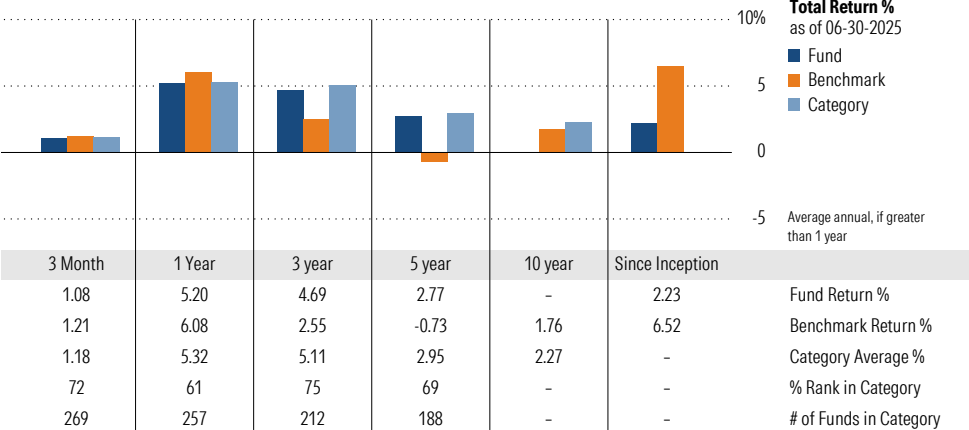
Morningstar Investment Management LLC Analysis

This fund passes all of Morningstar Investment Management's quantitative screens. Morningstar Investment Management has also assessed the fund from a qualitative perspective and, as a fiduciary, is comfortable recommending the fund's use in retirement plans.

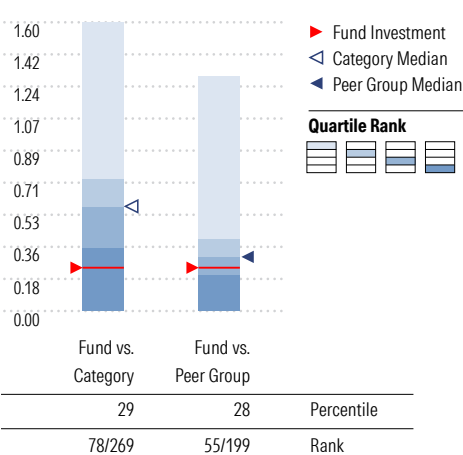
Growth of \$10,000



Trailing Performance



Net Expense



Peer group is a subset of the category and includes funds with the same management style (active vs. passive) and similar share class characteristics.

3-Year Risk Metrics

	Fund	Bmark	Cat
Alpha	4.38	-	4.80
Beta	0.08	-	0.07
R-Squared	59.53	-	37.33
Standard Deviation	0.74	7.30	0.85
Sharpe Ratio	-0.30	-0.28	0.11
Tracking Error	6.75	-	6.84
Information Ratio	0.32	-	0.38
Up Capture Ratio	27.72	-	27.23
Down Capture Ratio	-15.14	-	-20.15

Portfolio Metrics

	Fund	Bmark	Cat
Avg Eff Duration	0.89	4.43	0.99
Avg Eff Maturity	-	-	2.32

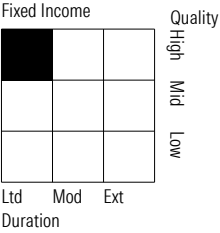
Federated Hermes Govt Ultrashort R6 FGULX

Morningstar Category  
Ultrashort Bond

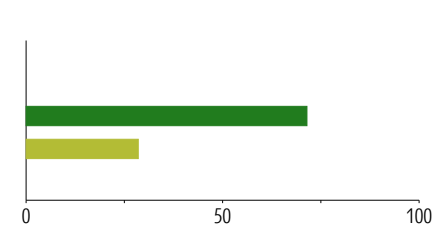
Morningstar Index  
Bloomberg US Agg Bond TR USD

Style Analysis as of 06-30-2025

Style Breakdown



Asset Allocation as of 06-30-2025

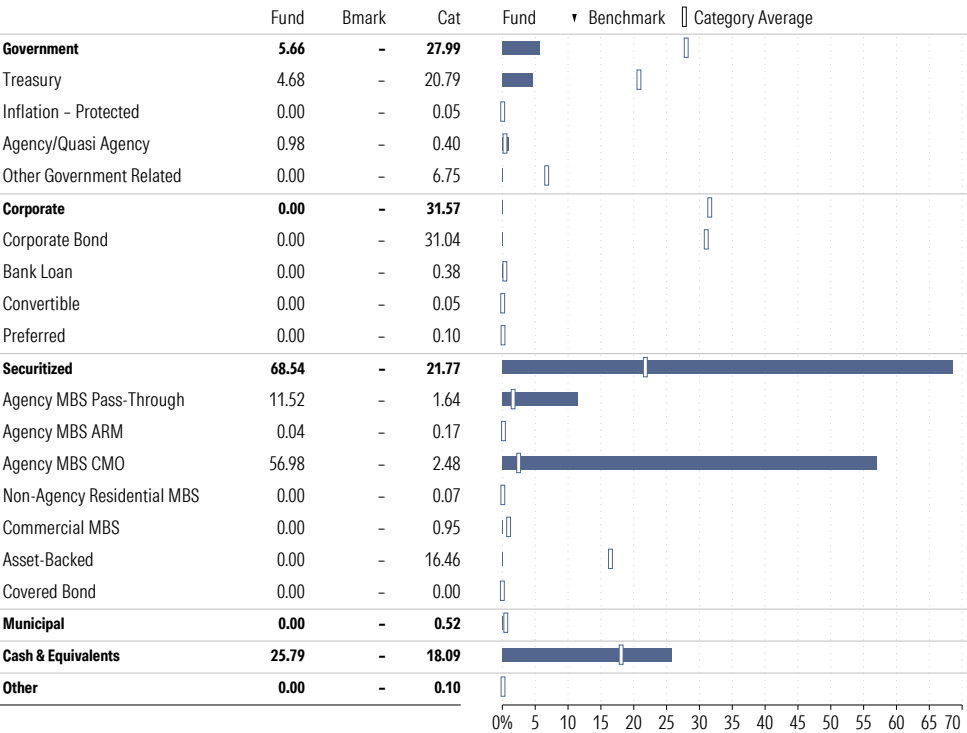


Asset Class	Net %	Cat%
US Stocks	0.00	5.69
Non-US Stocks	0.00	0.00
Bonds	71.46	65.42
Cash	28.54	28.91
Other	0.00	-0.01
<b>Total</b>	<b>100.00</b>	<b>100.00</b>

Credit Rating Breakdown

	Fund	Bmark	Cat
AAA	100.00	3.53	30.14
AA	0.00	74.59	16.00
A	0.00	10.82	20.96
BBB	0.00	8.32	19.45
BB	0.00	0.28	2.60
B	0.00	0.00	1.05
Below B	0.00	0.00	0.23
Not Rated	0.00	2.46	9.57

Sector Weighting as of 06-30-2025



Top 10 Holdings as of 06-30-2025

Name	Maturity Date	% Net Asset	Cumulative %	Fixed Income Sector
⊕ Hsbc Repo 4 Repo	04-2025	8.64	8.64	-
⊕ Bank Of Montreal 6 Repo	04-2025	8.64	17.27	-
⊕ Repo Bank America Repo	04-2025	7.51	24.79	-
⊖ Government National Mortgage Association 5.17436%	10-2054	2.60	27.39	-
⊖ FEDERAL HOME LN MTG CORP MULTICLASS MTG PARTN CTFS GTD 5.01268%	04-2033	2.49	29.88	-
⊖ Government National Mortgage Association 5.19436%	03-2054	2.46	32.33	-
⊕ FEDERAL HOME LN MTG CORP MULTICLASS MTG PARTN CTFS GTD 4.91268%	01-2035	2.22	34.55	-
⊖ Government National Mortgage Association 5.39436%	08-2053	2.21	36.75	-
FEDERAL HOME LN MTG CORP MULTICLASS MTG PARTN CTFS GTD 4.91268%	12-2032	2.04	38.80	-
⊖ Government National Mortgage Association 5.12871%	01-2073	2.00	40.80	-

Total Holdings 231

⊕ Increase ⊖ Decrease ✱ New to Portfolio

Invesco Growth and Income R6 GIFFX

Morningstar Category  
Large Value  
Morningstar Index  
Russell 1000 Value TR USD

Portfolio Manager(s)

Sergio Marcheli since 03-2003  
Brian Jurkash since 12-2015  
Matthew Titus since 01-2016

Quantitative Screens

- Performance: The fund has finished in the Large Value category's top three quartiles in 9 of the 10 years it's been in existence.
- Management: The fund's management has been in place for 22.35 years.
- Style: The fund has landed in its primary style box — Large Value — 100 % of the time over the past three years.
- Net Expense: The fund's expense ratio of 0.42 is 51.16% lower than the Large Value category average.

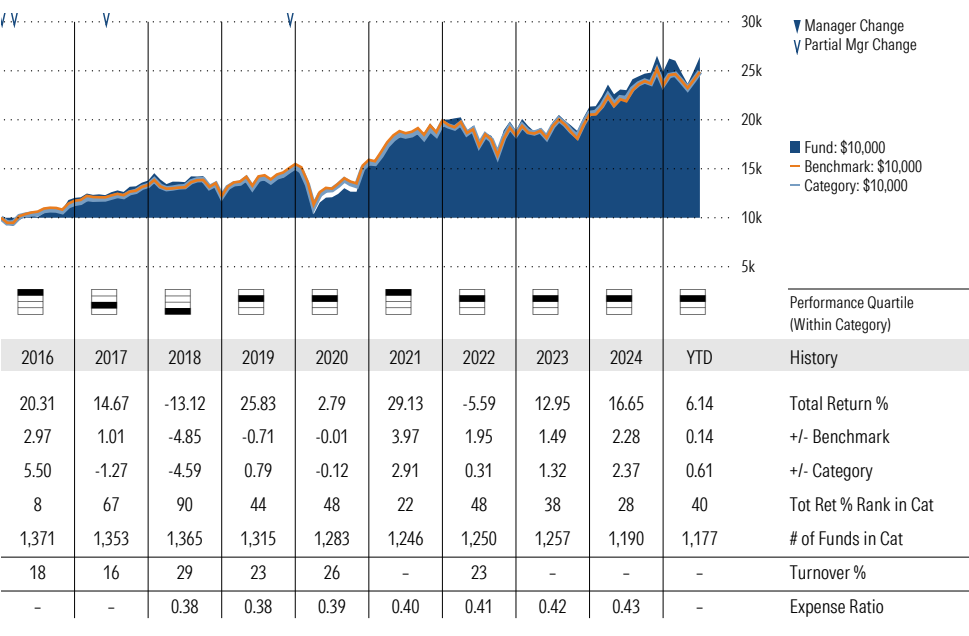
Morningstar Investment Management LLC Analysis

This fund passes all of Morningstar Investment Management's quantitative screens. Morningstar Investment Management has also assessed the fund from a qualitative perspective and, as a fiduciary, is comfortable recommending the fund's use in retirement plans.

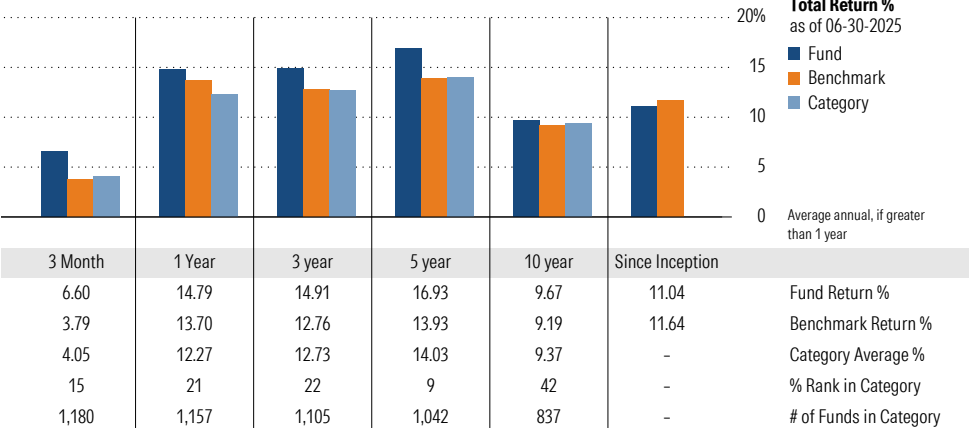
ESG Metrics

Metric	Rating	Updated
Sustainability Rating	2	05-31-2025
Carbon Risk Score	Medium Risk	12-31-2022

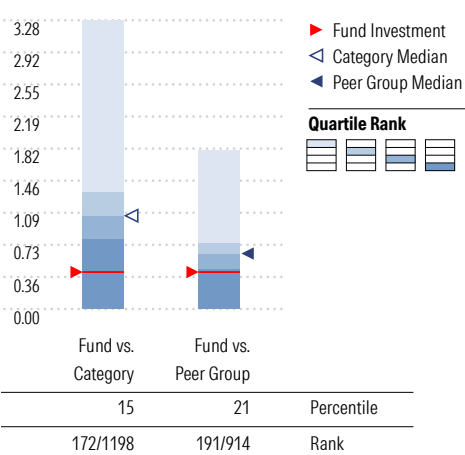
Growth of \$10,000



Trailing Performance



Net Expense



Peer group is a subset of the category and includes funds with the same management style (active vs. passive) and similar share class characteristics.

3-Year Risk Metrics

	Fund	Bmark	Cat
Alpha	1.58	-	0.57
Beta	1.04	-	0.94
R-Squared	94.67	-	93.77
Standard Deviation	16.92	15.88	15.48
Sharpe Ratio	0.62	0.54	0.54
Tracking Error	3.95	-	3.96
Information Ratio	0.54	-	-0.04
Up Capture Ratio	106.17	-	95.09
Down Capture Ratio	99.59	-	92.81

Portfolio Metrics

	Fund	Bmark	Cat
Price/Earnings Ratio	20.15	20.10	18.87
Price/Book Ratio	2.45	2.73	2.51
Geom Avg Mkt Cap \$B	113.97	104.18	141.13
ROE	18.34	18.89	20.63

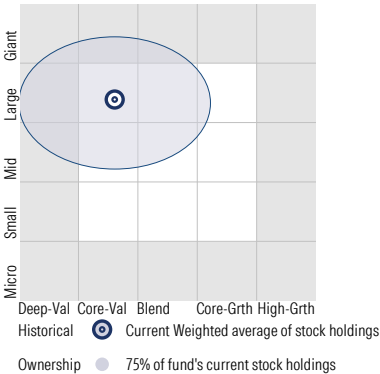
# Invesco Growth and Income R6 GIFFX

Morningstar Category  
Large Value

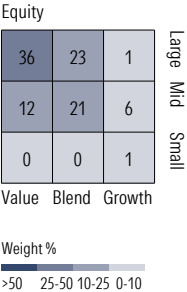
Morningstar Index  
Russell 1000 Value TR USD

## Style Analysis as of 06-30-2025

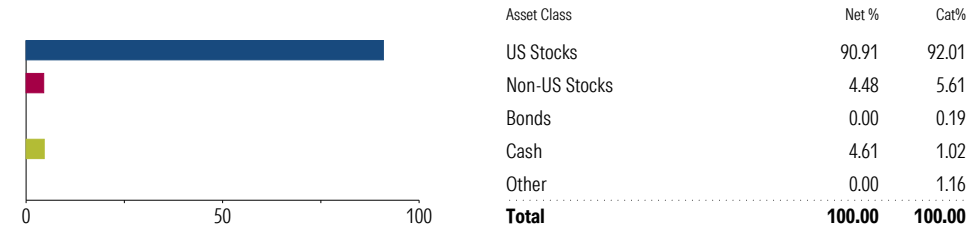
Morningstar Style Box™



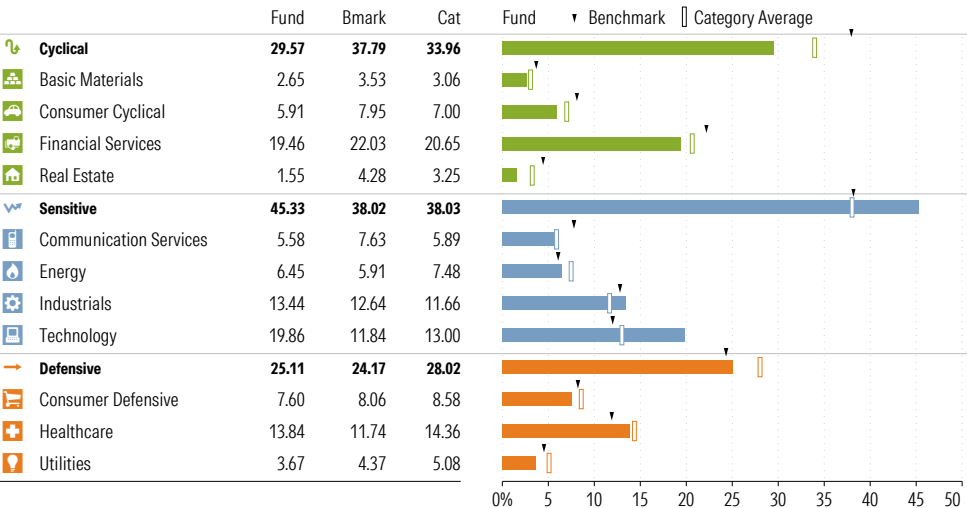
## Style Breakdown



## Asset Allocation as of 06-30-2025



## Sector Weighting as of 06-30-2025



## Top 15 Holdings as of 06-30-2025

Name	% Net Asset	Cumulative %	YTD Return %	Morningstar Sector
⊖ Wells Fargo & Co	3.53	3.53	15.21	Financial Services
Bank of America Corp	3.28	6.80	8.85	Financial Services
⊕ Invesco Shrt-Trm Inv Treasury Instl	2.86	9.66	-	-
Amazon.com Inc	2.50	12.16	0.00	Consumer Cyclical
Microsoft Corp	2.47	14.64	18.40	Technology
Philip Morris International Inc	2.27	16.91	53.58	Consumer Defensive
⊖ Johnson Controls International PLC Registered Shares	2.22	19.13	34.75	Industrials
⊖ Parker Hannifin Corp	2.10	21.23	10.36	Industrials
Johnson & Johnson	2.01	23.24	7.38	Healthcare
Charles Schwab Corp	1.99	25.23	24.01	Financial Services
Microchip Technology Inc	1.96	27.19	24.29	Technology
Willis Towers Watson PLC	1.94	29.13	-1.56	Financial Services
The Walt Disney Co	1.89	31.02	11.82	Communication Svc
Sysco Corp	1.79	32.81	0.39	Consumer Defensive
US Foods Holding Corp	1.78	34.59	14.16	Consumer Defensive

## Total Holdings 85

⊕ Increase ⊖ Decrease ✨ New to Portfolio

# Macquarie Small Cap Value R6 DVZRX

Morningstar Category  
Small Value

Morningstar Index  
Russell 2000 Value TR USD

## Portfolio Manager(s)

Kelley Carabasi since 07-2012  
Kent Madden since 07-2012  
Michael Foley since 07-2019

## Quantitative Screens

- Performance: The fund has finished in the Small Value category's top three quartiles in 7 of the 8 years it's been in existence.
- Management: The fund's management has been in place for 13.01 years.
- Style: The fund has landed in its primary style box — Small Value — 100 % of the time over the past three years.
- Net Expense: The fund's expense ratio of 0.7 is 35.78% lower than the Small Value category average.

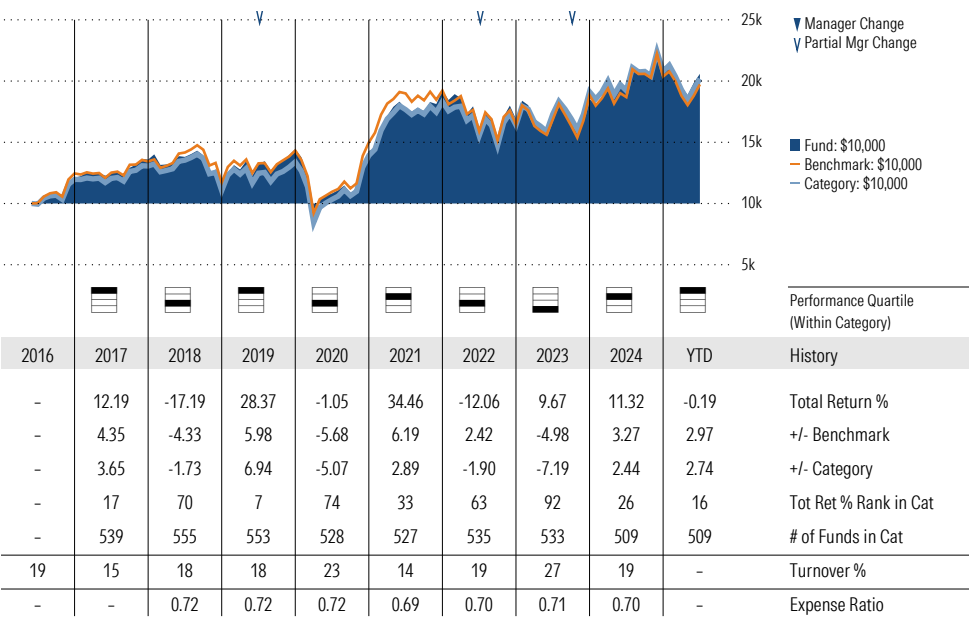
## Morningstar Investment Management LLC Analysis

This fund passes all of Morningstar Investment Management's quantitative screens. Morningstar Investment Management has also assessed the fund from a qualitative perspective and, as a fiduciary, is comfortable recommending the fund's use in retirement plans.

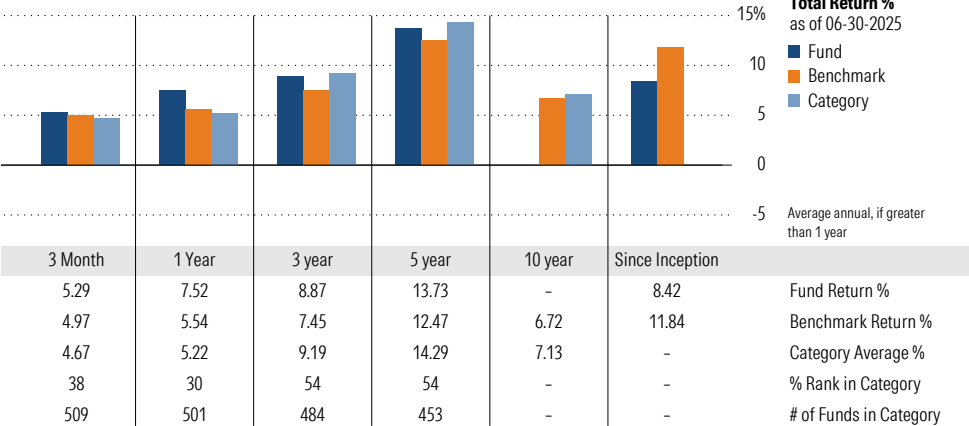
## ESG Metrics

Metric	Rating	Updated
Sustainability Rating	3	05-31-2025
Carbon Risk Score	Medium Risk	12-31-2022

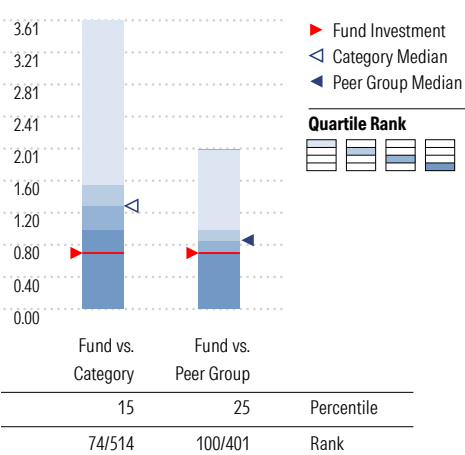
## Growth of \$10,000



## Trailing Performance



## Net Expense



Peer group is a subset of the category and includes funds with the same management style (active vs. passive) and similar share class characteristics.

## 3-Year Risk Metrics

	Fund	Bmark	Cat
Alpha	1.74	-	1.90
Beta	0.93	-	0.93
R-Squared	96.74	-	94.42
Standard Deviation	21.73	22.98	21.90
Sharpe Ratio	0.28	0.22	0.28
Tracking Error	4.24	-	5.33
Information Ratio	0.33	-	0.27
Up Capture Ratio	98.35	-	96.77
Down Capture Ratio	93.85	-	91.68

## Portfolio Metrics

	Fund	Bmark	Cat
Price/Earnings Ratio	15.31	13.75	15.06
Price/Book Ratio	1.56	1.15	1.58
Geom Avg Mkt Cap \$B	4.65	1.97	5.42
ROE	11.85	3.84	11.00

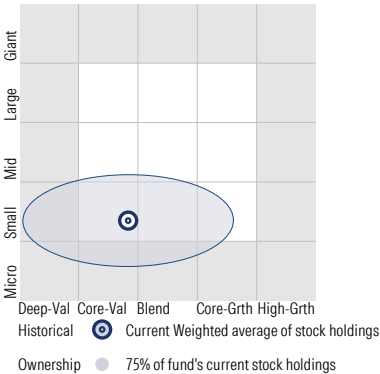
Macquarie Small Cap Value R6 DVZRX

Morningstar Category  
Small Value

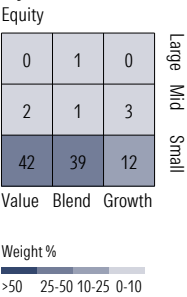
Morningstar Index  
Russell 2000 Value TR USD

Style Analysis as of 06-30-2025

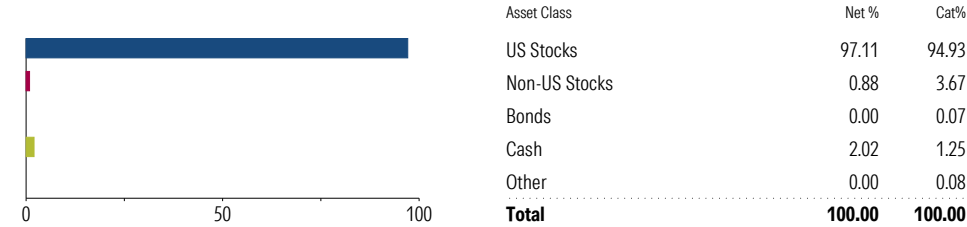
Morningstar Style Box™



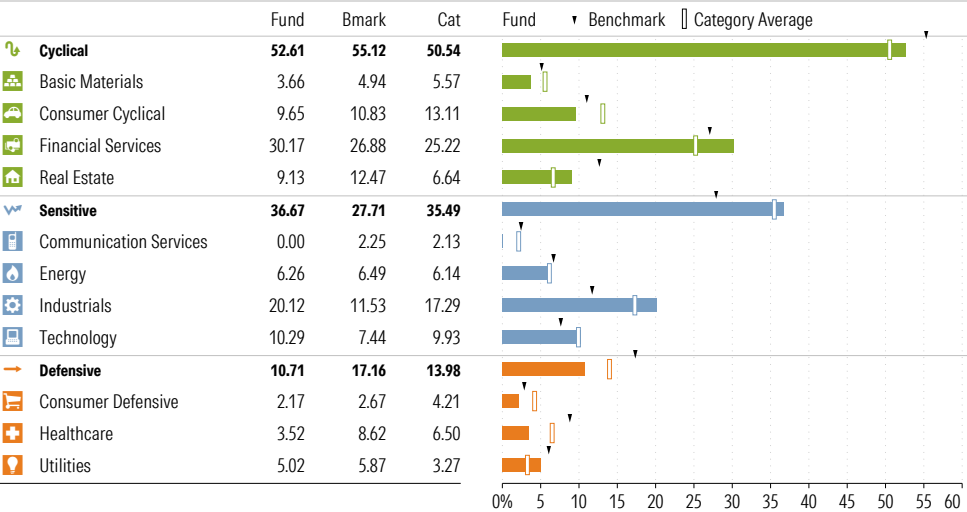
Style Breakdown



Asset Allocation as of 06-30-2025



Sector Weighting as of 06-30-2025



Top 15 Holdings as of 06-30-2025

Name	% Net Asset	Cumulative %	YTD Return %	Morningstar Sector
Axis Capital Holdings Ltd	2.11	2.11	18.14	Financial Services
Hancock Whitney Corp	1.91	4.01	6.54	Financial Services
Webster Financial Corp	1.79	5.80	0.33	Financial Services
MasTec Inc	1.77	7.57	25.19	Industrials
F N B Corp	1.68	9.25	0.27	Financial Services
ITT Inc	1.67	10.92	10.25	Industrials
Synovus Financial Corp	1.64	12.56	2.54	Financial Services
Old National Bancorp	1.59	14.16	-0.39	Financial Services
Agree Realty Corp	1.55	15.71	5.87	Real Estate
TTM Technologies Inc	1.52	17.23	64.93	Technology
Columbia Banking System Inc	1.52	18.75	-10.77	Financial Services
Valley National Bancorp	1.50	20.25	0.99	Financial Services
East West Bancorp Inc	1.47	21.72	6.70	Financial Services
OGE Energy Corp	1.46	23.18	9.63	Utilities
The Hanover Insurance Group Inc	1.45	24.63	11.00	Financial Services

Total Holdings 111

⊕ Increase ⊖ Decrease ✨ New to Portfolio



MFS Mid Cap Growth R6 OTCKX

Morningstar Category  
Mid-Cap Growth

Morningstar Index  
Russell Mid Cap Growth TR USD

Portfolio Manager(s)

Eric Fischman since 11-2008  
Eric Braz since 06-2021

Quantitative Screens

- Performance: The fund has finished in the Mid-Cap Growth category's top three quartiles in 10 of the 10 years it's been in existence.
- Management: The fund's management has been in place for 16.62 years.
- Style: The fund has landed in its primary style box — Mid-Cap Growth — 100 % of the time over the past three years.
- Net Expense: The fund's expense ratio of 0.66 is 36.54% lower than the Mid-Cap Growth category average.

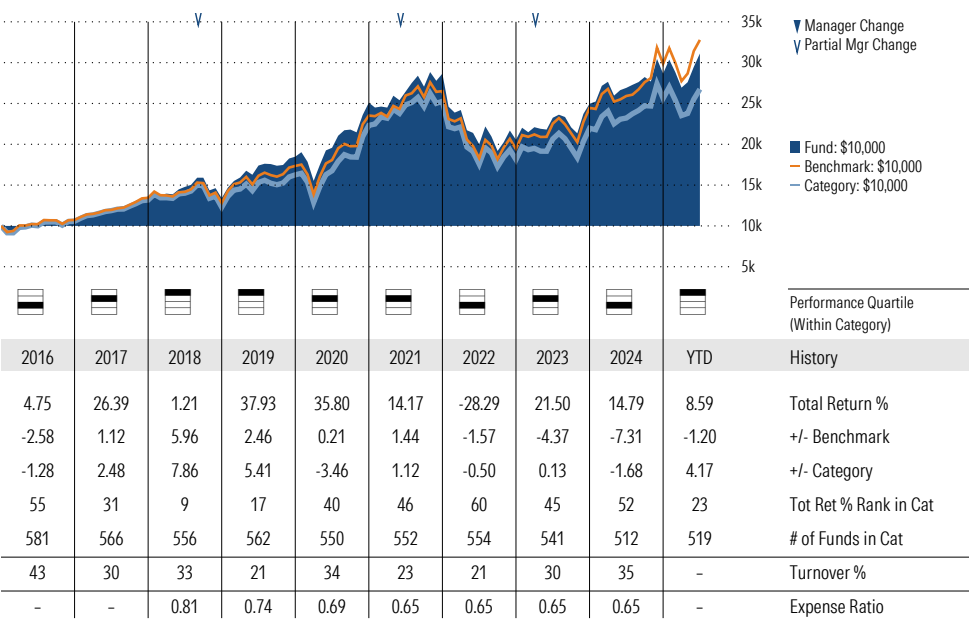
Morningstar Investment Management LLC Analysis

This fund passes all of Morningstar Investment Management's quantitative screens. Morningstar Investment Management has also assessed the fund from a qualitative perspective and, as a fiduciary, is comfortable recommending the fund's use in retirement plans.

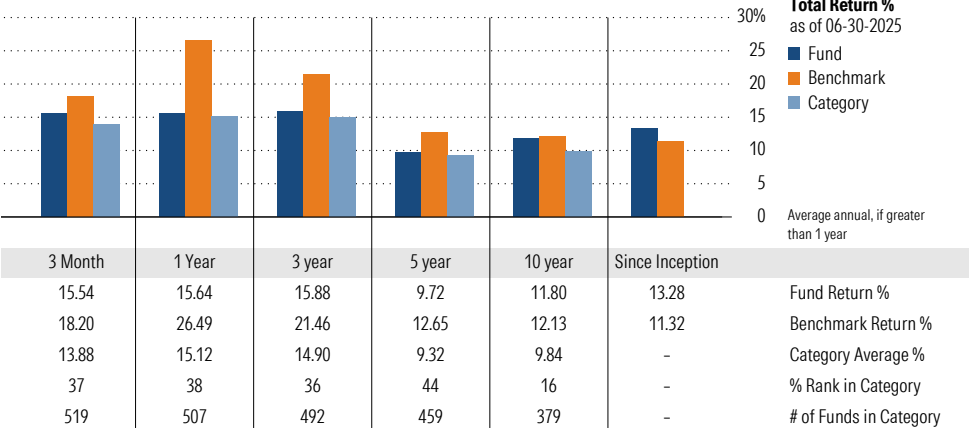
ESG Metrics

Metric	Rating	Updated
Sustainability Rating	4	05-31-2025
Carbon Risk Score	Low Risk	12-31-2022
ESG Commitment	2-Basic	02-15-2022

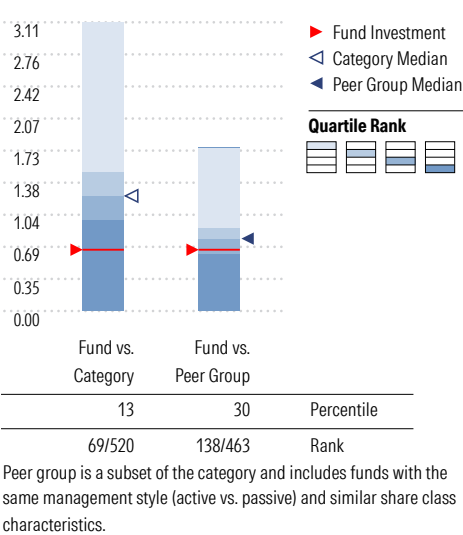
Growth of \$10,000



Trailing Performance



Net Expense



3-Year Risk Metrics

	Fund	Bmark	Cat
Alpha	-2.42	-	-4.54
Beta	0.87	-	0.96
R-Squared	94.12	-	89.98
Standard Deviation	18.64	20.68	21.24
Sharpe Ratio	0.63	0.81	0.54
Tracking Error	5.22	-	6.77
Information Ratio	-1.07	-	-1.26
Up Capture Ratio	84.39	-	90.17
Down Capture Ratio	93.42	-	107.59

Portfolio Metrics

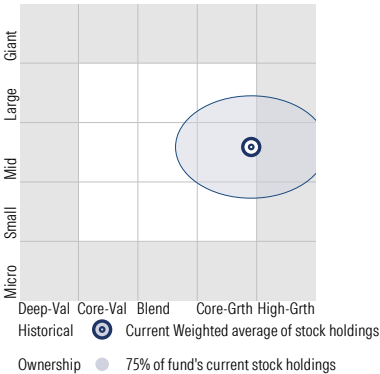
	Fund	Bmark	Cat
Price/Earnings Ratio	39.20	32.89	31.91
Price/Book Ratio	7.12	10.18	6.17
Geom Avg Mkt Cap \$B	31.56	29.78	26.12
ROE	18.67	31.00	21.44

MFS Mid Cap Growth R6 OTCKX


Morningstar Category  
Mid-Cap Growth

Morningstar Index  
Russell Mid Cap Growth TR USD

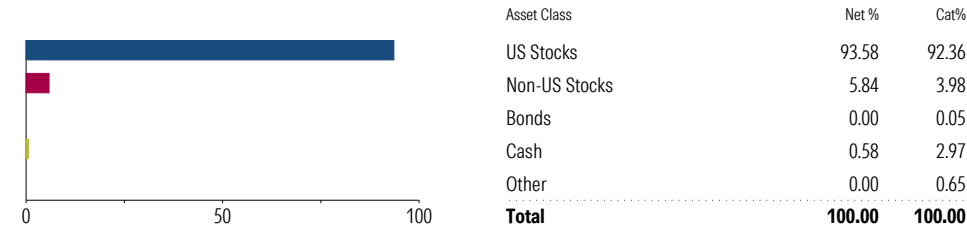
Style Analysis as of 06-30-2025  
Morningstar Style Box™



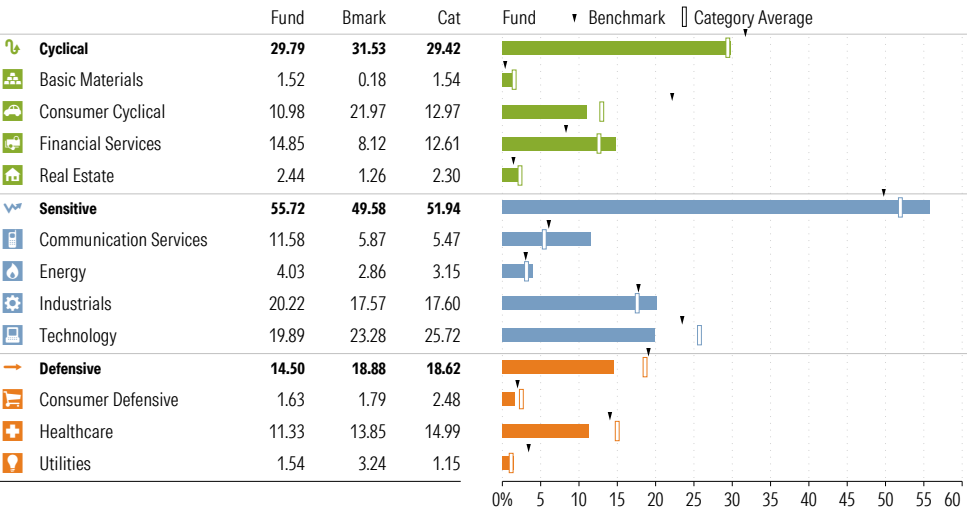
Style Breakdown



Asset Allocation as of 06-30-2025



Sector Weighting as of 06-30-2025



Top 15 Holdings as of 06-30-2025

Name	% Net Asset	Cumulative %	YTD Return %	Morningstar Sector
Howmet Aerospace Inc	4.62	4.62	70.37	Industrials
⊖ Spotify Technology SA	3.25	7.87	71.52	Communication Svc
Take-Two Interactive Software Inc	3.09	10.96	31.93	Communication Svc
Guidewire Software Inc	2.88	13.84	39.67	Technology
Verisk Analytics Inc	2.51	16.34	13.42	Industrials
⊕ Axon Enterprise Inc	2.45	18.80	39.31	Industrials
⊕ LPL Financial Holdings Inc	2.30	21.10	15.03	Financial Services
Arthur J. Gallagher & Co	2.19	23.28	13.24	Financial Services
Tyler Technologies Inc	2.14	25.42	2.81	Technology
Constellation Software Inc	2.06	27.48	12.40	Technology
⊖ Westinghouse Air Brake Technologies Corp	2.00	29.47	10.69	Industrials
Live Nation Entertainment Inc	1.89	31.36	16.82	Communication Svc
Cheniere Energy Inc	1.88	33.24	13.80	Energy
⊕ Roblox Corp Ordinary Shares - Class A	1.78	35.03	81.82	Communication Svc
⊕ Masimo Corp	1.72	36.75	1.77	Healthcare

Total Holdings 95

⊕ Increase ⊖ Decrease ✨ New to Portfolio

PIMCO Commodity Real Ret Strat Instl PCRIX

Morningstar Category  
Commodities Broad Basket

Morningstar Index  
Bloomberg Commodity TR USD

Portfolio Manager(s)

Greg Sharenow since 11-2018  
Stephen Rodosky since 01-2019  
Andrew Dewitt since 02-2022  
Daniel He since 06-2025  
Michael Cudzil since 06-2025

Quantitative Screens

✔ Performance: The fund has finished in the Commodities Broad Basket category's top three quartiles in 8 of the 10 years it's been in existence.

✔ Management: The fund's management has been in place for 6.67 years.

Style Consistency is not calculated for Fixed Income funds.

✔ Net Expense: The fund's expense ratio of 1 is 2.04% higher than the Commodities Broad Basket category average.

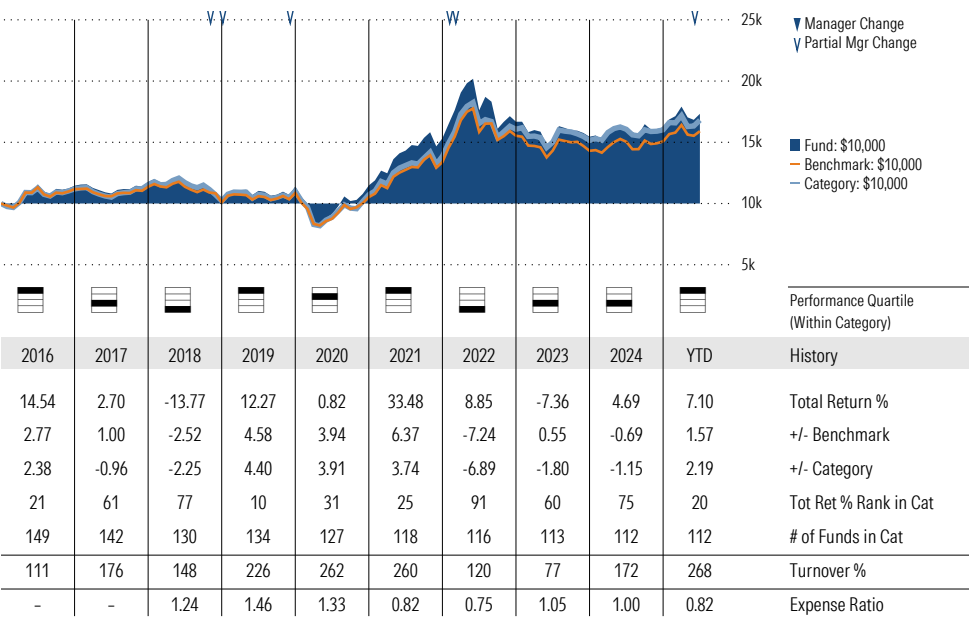
Morningstar Investment Management LLC Analysis

This fund passes all of Morningstar Investment Management's quantitative screens. Morningstar Investment Management has also assessed the fund from a qualitative perspective and, as a fiduciary, is comfortable recommending the fund's use in retirement plans.

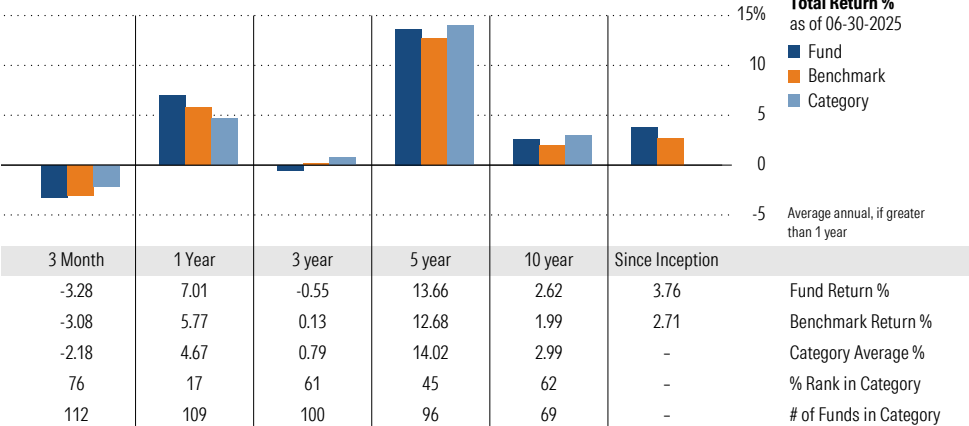
ESG Metrics

Metric	Rating	Updated
Sustainability Rating	2	05-31-2025

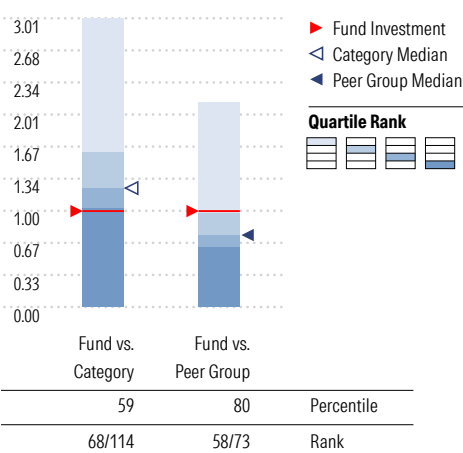
Growth of \$10,000



Trailing Performance



Net Expense



Peer group is a subset of the category and includes funds with the same management style (active vs. passive) and similar share class characteristics.

3-Year Risk Metrics

	Fund	Bmark	Cat
Alpha	-0.53	-	0.43
Beta	1.16	-	0.94
R-Squared	94.06	-	82.80
Standard Deviation	13.17	11.05	11.50
Sharpe Ratio	-0.34	-0.37	-0.32
Tracking Error	3.64	-	4.36
Information Ratio	-0.19	-	-0.07
Up Capture Ratio	105.85	-	87.51
Down Capture Ratio	110.32	-	85.33

Portfolio Metrics

	Fund	Bmark	Cat
Price/Earnings Ratio	12.27	-	15.27
Price/Book Ratio	3.56	-	1.34
Geom Avg Mkt Cap \$B	16.44	-	12.23
ROE	29.97	-	10.16

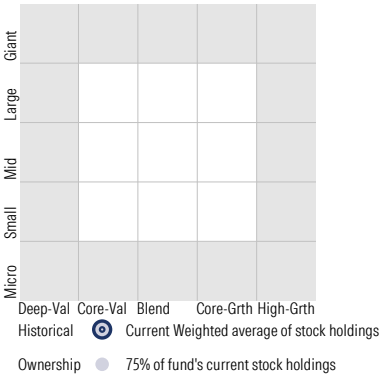
PIMCO Commodity Real Ret Strat Instl PCRIX

Morningstar Category  
Commodities Broad Basket

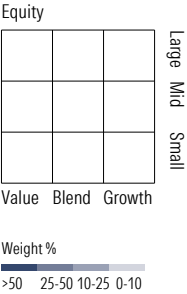
Morningstar Index  
Bloomberg Commodity TR USD

Style Analysis as of 06-30-2025

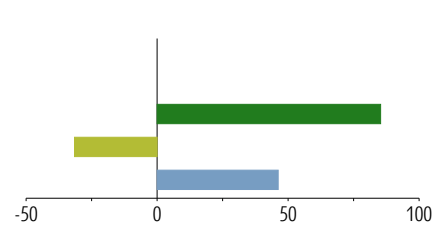
Morningstar Style Box™



Style Breakdown

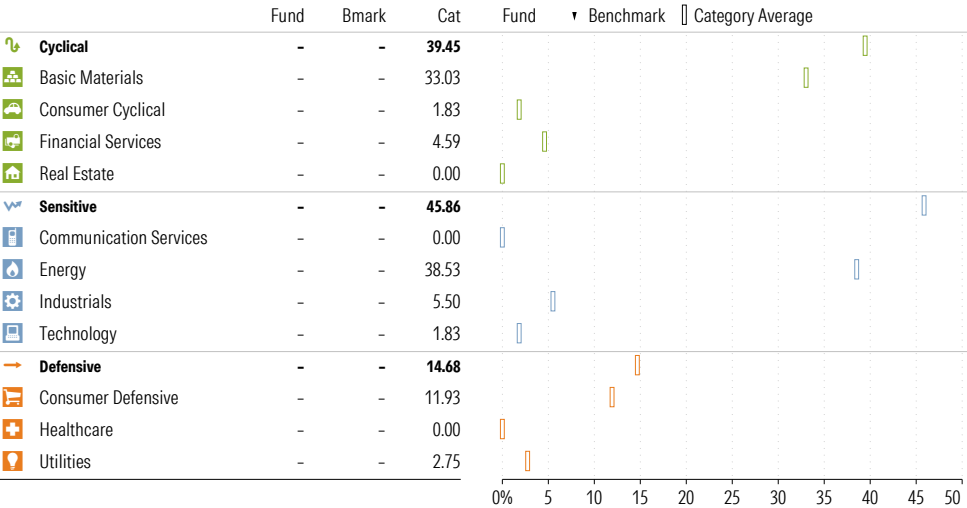


Asset Allocation as of 06-30-2025



Asset Class	Net %	Cat%
US Stocks	0.00	3.64
Non-US Stocks	0.00	0.84
Bonds	85.31	33.37
Cash	-31.52	79.19
Other	46.21	-17.03
Total	100.00	100.00

Sector Weighting as of 06-30-2025



Top 15 Holdings as of 06-30-2025

Name	% Net Asset	Cumulative %	YTD Return %	Morningstar Sector
⊖ 2 Year Treasury Note Future June 25	21.16	21.16	-	-
⊖ 3 Month Euribor Future Sept25	18.23	39.38	-	-
⊕ 3 Month Euribor Future Sept26	18.22	57.61	-	-
⊕ IRS EUR 2.25000 09/17/25-10Y LCH Pay	16.04	73.65	-	-
✱ Offset: Unsettled Trades	15.59	89.24	-	-
⊕ IRS EUR 2.25000 09/17/25-10Y LCH Receive	15.46	104.70	-	-
⊕ JAPANESE YEN Purchased	13.34	118.04	-	-
⊖ U S TIPS REV REPO	12.97	131.01	-	-
⊕ JAPANESE YEN Sold	12.70	143.71	-	-
⊕ TRS R 4.45/91282CDC2 BPS	11.59	155.30	-	-
⊕ Pimco Cayman Cmdty Fd Ltd Instl	10.78	166.08	-	-
⊕ TRS R FEDL01+14/9128283R9 SOG	9.41	175.48	-	-
⊖ EUROPEAN MONETARY UNION EURO Purchased	8.16	183.64	-	-
⊖ EUROPEAN MONETARY UNION EURO Sold	8.16	191.80	-	-
⊕ Pimco Fds	8.07	199.87	-	-

Total Holdings 749

⊕ Increase ⊖ Decrease ✱ New to Portfolio

PIMCO Income Instl PIMIX

Portfolio Manager(s)

Daniel Ivascyn since 03-2007  
Alfred Murata since 03-2013  
Joshua Anderson since 07-2018

Quantitative Screens

✔ Performance: The fund has finished in the Multisector Bond category's top three quartiles in 9 of the 10 years it's been in existence.

✔ Management: The fund's management has been in place for 18.27 years.

Style Consistency is not calculated for Fixed Income funds.

✔ Net Expense: The fund's expense ratio of 0.83 is 14.43% lower than the Multisector Bond category average.

Morningstar Investment Management LLC Analysis

This fund passes all of Morningstar Investment Management's quantitative screens. Morningstar Investment Management has also assessed the fund from a qualitative perspective and, as a fiduciary, is comfortable recommending the fund's use in retirement plans.

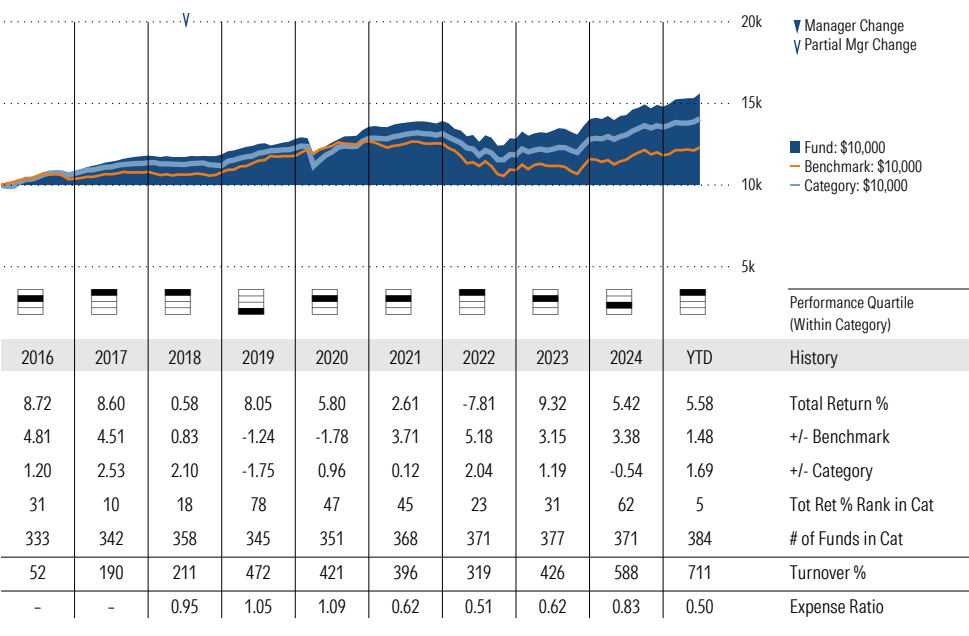
ESG Metrics

Metric	Rating	Updated
Sustainability Rating	4	05-31-2025

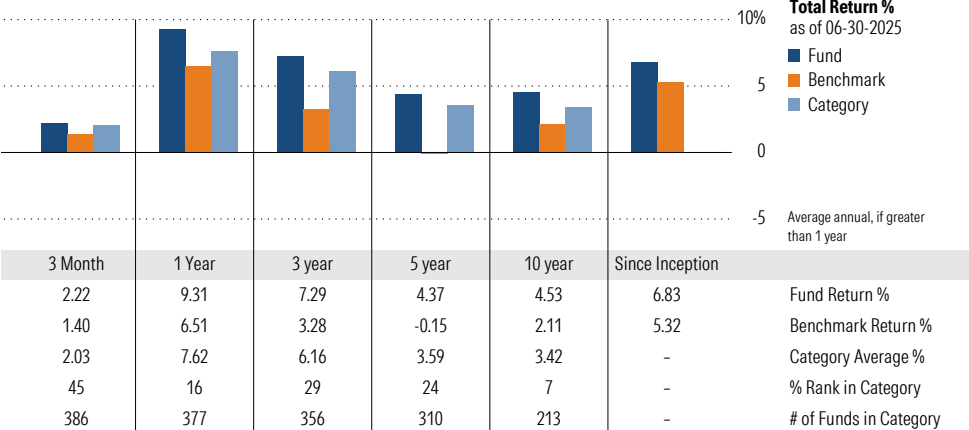
Morningstar Category  
Multisector Bond

Morningstar Index  
Bloomberg US Universal TR USD

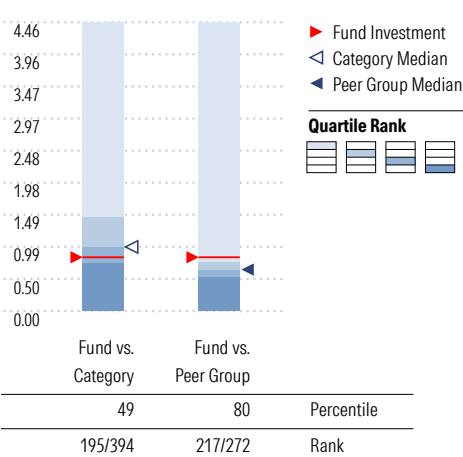
Growth of \$10,000



Trailing Performance



Net Expense



Peer group is a subset of the category and includes funds with the same management style (active vs. passive) and similar share class characteristics.

3-Year Risk Metrics

	Fund	Bmark	Cat
Alpha	4.41	-	3.68
Beta	0.81	-	0.74
R-Squared	92.97	-	81.52
Standard Deviation	5.95	7.08	5.77
Sharpe Ratio	0.41	-0.19	0.29
Tracking Error	2.07	-	3.05
Information Ratio	1.93	-	1.11
Up Capture Ratio	98.75	-	88.57
Down Capture Ratio	52.55	-	49.96

Portfolio Metrics

	Fund	Bmark	Cat
Avg Eff Duration	4.09	4.55	3.81
Avg Eff Maturity	5.56	7.69	7.40

PIMCO Income Instl PIMIX

Morningstar Category  
Multisector Bond

Morningstar Index  
Bloomberg US Universal TR USD

Style Analysis as of 06-30-2025

Style Breakdown

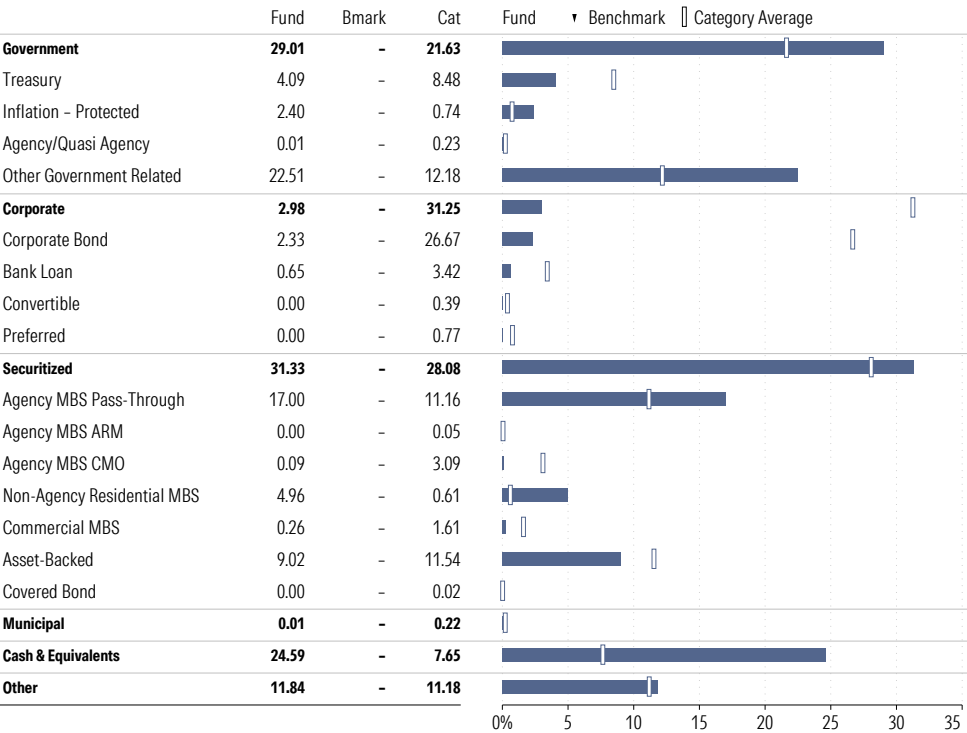


Asset Allocation as of 06-30-2025



Credit Rating Breakdown	Fund	Bmark	Cat
AAA	65.14	67.64	11.25
AA	9.19	3.23	10.55
A	3.21	10.03	8.81
BBB	9.99	10.89	26.69
BB	4.42	3.19	17.49
B	3.23	3.64	11.78
Below B	4.82	1.38	3.76
Not Rated	0.00	0.00	9.67

Sector Weighting as of 06-30-2025



Top 10 Holdings as of 06-30-2025

Name	Maturity Date	% Net Asset	Cumulative %	Fixed Income Sector
✱ Offset: Unsettled Trades	-	58.11	58.11	-
✱ Cash Offset	-	19.00	77.11	-
⊕ Federal National Mortgage Association 6%	05-2055	12.71	89.82	-
⊕ RFR USD SOFR/4.50000 05/22/23-2Y LCH Receive	05-2025	11.70	101.52	-
⊕ RFR USD SOFR/4.50000 05/22/23-2Y LCH Pay	05-2025	11.70	113.22	-
⊕ Federal National Mortgage Association 6.5%	06-2055	11.28	124.50	-
⊕ Federal National Mortgage Association 5.5%	05-2055	8.77	133.27	-
⊖ BRITISH POUND STERLING Sold	05-2025	8.19	141.46	-
⊖ BRITISH POUND STERLING Purchased	05-2025	8.19	149.65	-
⊕ 5 Year Treasury Note Future June 25	07-2025	7.77	157.42	-

Total Holdings 10157

⊕ Increase ⊖ Decrease ✱ New to Portfolio

PIMCO International Bond (USD-Hdg) Instl PFORX

Morningstar Category  
Global Bond-USD Hedged

Morningstar Index  
Bloomberg US Agg Bond TR USD

Portfolio Manager(s)

Andrew Balls since 09-2014  
Lorenzo Pagani since 09-2014  
Sachin Gupta since 09-2014

Quantitative Screens

✔ Performance: The fund has finished in the Global Bond-USD Hedged category's top three quartiles in 10 of the 10 years it's been in existence.

✔ Management: The fund's management has been in place for 10.77 years.

Style Consistency is not calculated for Fixed Income funds.

✔ Net Expense: The fund's expense ratio of 0.75 is 8.7% higher than the Global Bond-USD Hedged category average.

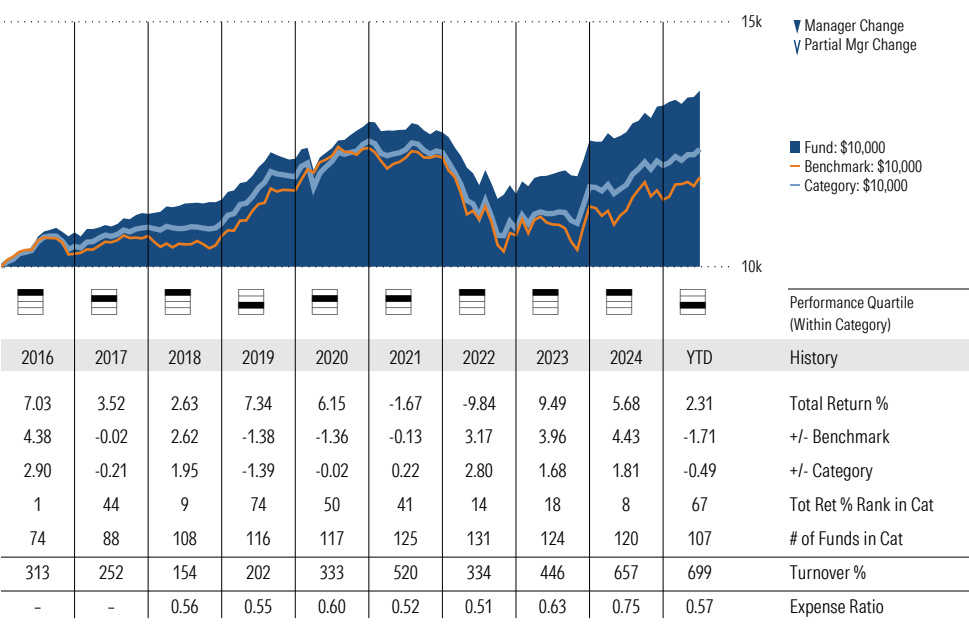
Morningstar Investment Management LLC Analysis

This fund passes all of Morningstar Investment Management's quantitative screens. Morningstar Investment Management has also assessed the fund from a qualitative perspective and, as a fiduciary, is comfortable recommending the fund's use in retirement plans.

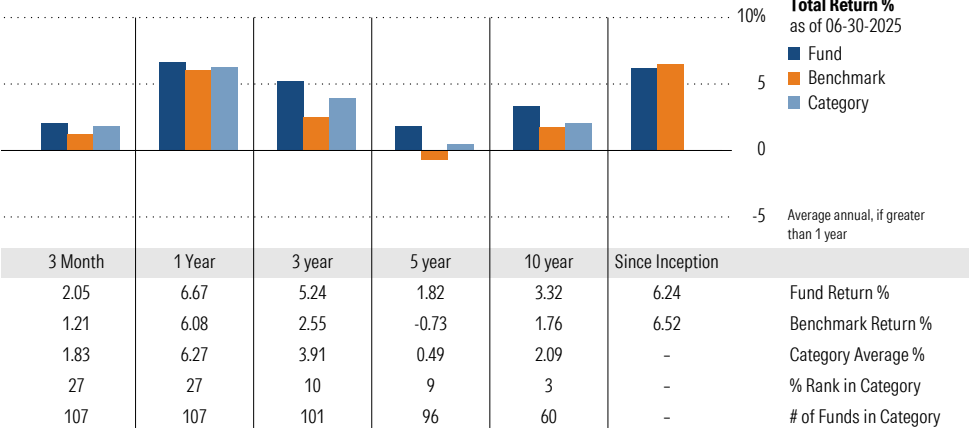
ESG Metrics

Metric	Rating	Updated
Sustainability Rating	3	05-31-2025

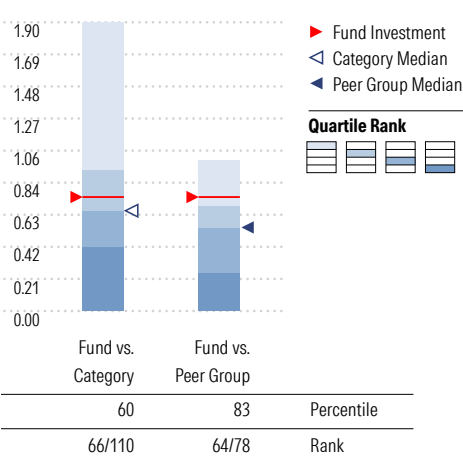
Growth of \$10,000



Trailing Performance



Net Expense



Peer group is a subset of the category and includes funds with the same management style (active vs. passive) and similar share class characteristics.

3-Year Risk Metrics

	Fund	Bmark	Cat
Alpha	3.72	-	1.93
Beta	0.54	-	0.77
R-Squared	75.84	-	85.63
Standard Deviation	4.53	7.30	6.01
Sharpe Ratio	0.10	-0.28	-0.13
Tracking Error	4.03	-	2.97
Information Ratio	0.67	-	0.51
Up Capture Ratio	68.16	-	82.96
Down Capture Ratio	31.07	-	63.50

Portfolio Metrics

	Fund	Bmark	Cat
Avg Eff Duration	7.27	4.43	6.88
Avg Eff Maturity	8.91	-	9.21

PIMCO International Bond (USD-Hdg) Instl PFORX

Morningstar Category  
Global Bond-USD Hedged

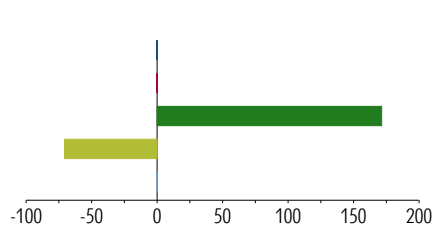
Morningstar Index  
Bloomberg US Agg Bond TR USD

Style Analysis as of 06-30-2025

Style Breakdown



Asset Allocation as of 06-30-2025



Asset Class	Net %	Cat%
US Stocks	-0.27	-0.02
Non-US Stocks	-0.15	0.00
Bonds	171.41	106.91
Cash	-70.64	0.86
Other	-0.35	-7.75
Total	100.00	100.00

Credit Rating Breakdown

	Fund	Bmark	Cat
AAA	47.09	3.53	15.04
AA	16.03	74.59	37.81
A	12.00	10.82	22.94
BBB	21.55	8.32	17.83
BB	1.95	0.28	1.65
B	0.44	0.00	0.40
Below B	0.95	0.00	0.20
Not Rated	0.00	2.46	4.13

Sector Weighting as of 06-30-2025

	Fund	Bmark	Cat	Fund	Benchmark	Category Average
<b>Government</b>	<b>41.86</b>	-	<b>48.65</b>			
Treasury	7.84	-	28.68			
Inflation - Protected	0.72	-	1.42			
Agency/Quasi Agency	1.43	-	3.56			
Other Government Related	31.87	-	14.99			
<b>Corporate</b>	<b>2.53</b>	-	<b>16.77</b>			
Corporate Bond	2.37	-	16.47			
Bank Loan	0.16	-	0.22			
Convertible	0.00	-	0.00			
Preferred	0.00	-	0.08			
<b>Securitized</b>	<b>12.93</b>	-	<b>9.37</b>			
Agency MBS Pass-Through	9.55	-	5.76			
Agency MBS ARM	0.00	-	0.00			
Agency MBS CMO	0.20	-	0.45			
Non-Agency Residential MBS	0.77	-	0.47			
Commercial MBS	0.13	-	0.56			
Asset-Backed	1.65	-	1.91			
Covered Bond	0.63	-	0.22			
<b>Municipal</b>	<b>0.03</b>	-	<b>0.09</b>			
<b>Cash &amp; Equivalents</b>	<b>24.38</b>	-	<b>2.01</b>			
<b>Other</b>	<b>18.25</b>	-	<b>23.11</b>			

Top 10 Holdings as of 06-30-2025

Name	Maturity Date	% Net Asset	Cumulative %	Fixed Income Sector
✱ Offset: Unsettled Trades	-	21.77	21.77	-
⊕ CDX IG43 5Y ICE	12-2029	20.97	42.74	-
✱ Cash Offset	-	19.88	62.62	-
⊖ EUROPEAN MONETARY UNION EURO Sold	05-2025	17.33	79.95	-
⊖ EUROPEAN MONETARY UNION EURO Purchased	05-2025	17.33	97.28	-
⊕ IRS EUR 2.25000 09/17/25-5Y LCH Pay	09-2030	15.77	113.06	-
⊕ IRS EUR 2.25000 09/17/25-5Y LCH Receive	09-2030	15.65	128.70	-
⊕ IRS CNY 1.50000 03/18/26-4Y* LCH Pay	06-2030	15.37	144.07	-
⊕ IRS CNY 1.50000 03/18/26-4Y* LCH Receive	06-2030	15.32	159.40	-
⊕ Federal National Mortgage Association 6.5%	06-2055	12.79	172.19	-

Total Holdings 1878

⊕ Increase ⊖ Decrease ✱ New to Portfolio



State St Russell Sm Cap® Gr Indx NL CI C

Morningstar Category  
Small Growth  
Morningstar Index  
Russell 2000 Growth TR USD

Portfolio Manager(s)  
Management Team since 09-2009

- Quantitative Screens**
- Performance: The fund has finished in the Small Growth category's top three quartiles in 9 of the 10 years it's been in existence.
  - Management: The fund's management has been in place for 15.83 years.
  - Style: The fund has landed in its primary style box — Small Growth — 100 % of the time over the past three years.
  - Net Expense: The fund's expense ratio of 0.05 is 95.19% lower than the Small Growth category average.

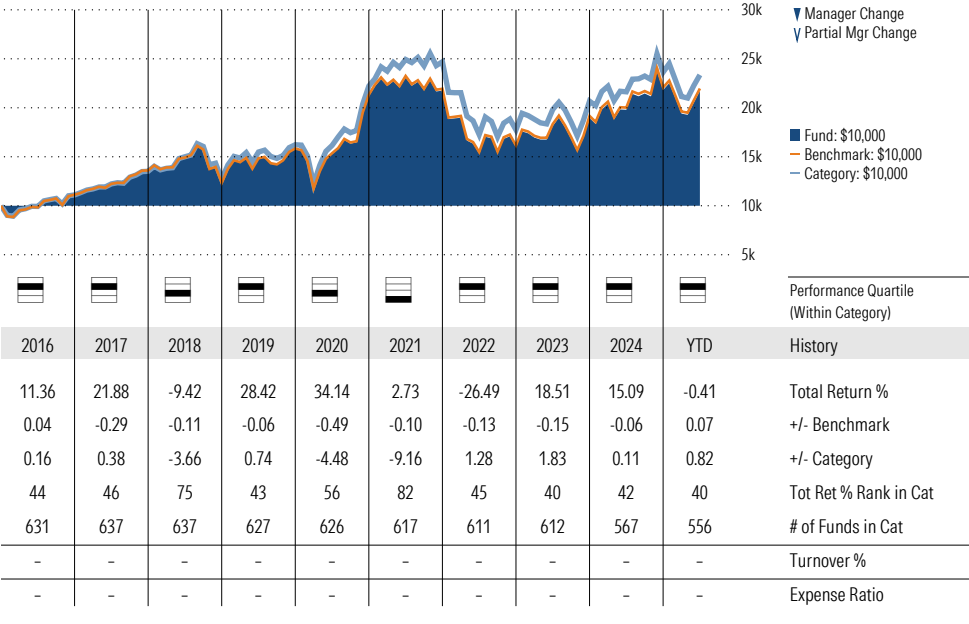
Morningstar Investment Management LLC Analysis

This fund passes all of Morningstar Investment Management's quantitative screens. Morningstar Investment Management has also assessed the fund from a qualitative perspective and, as a fiduciary, is comfortable recommending the fund's use in retirement plans.

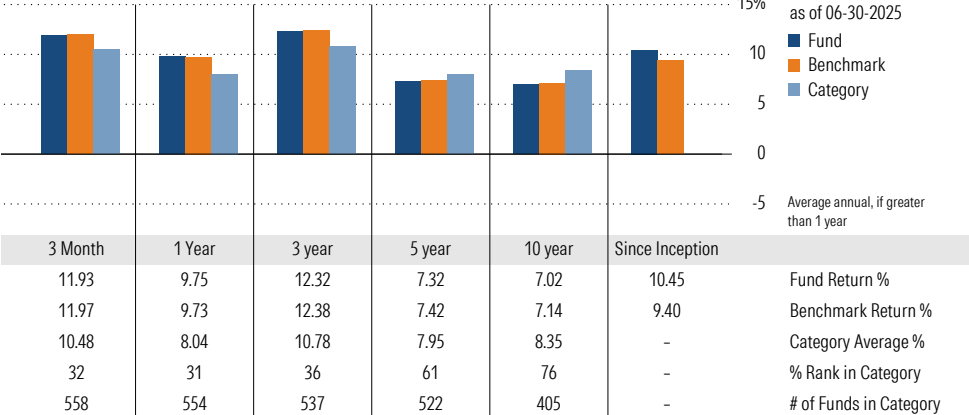
ESG Metrics

Metric	Rating	Updated
Sustainability Rating	2	05-31-2025
Carbon Risk Score	Medium Risk	12-31-2022

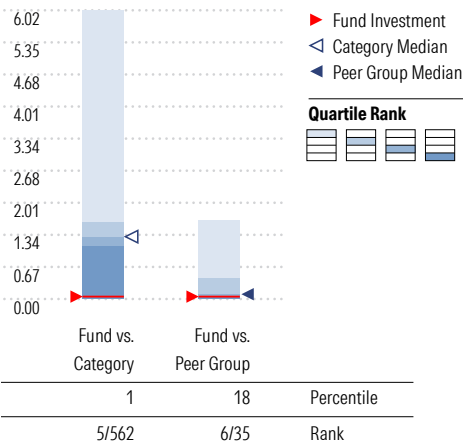
Growth of \$10,000



Trailing Performance



Net Expense



Peer group is a subset of the category and includes funds with the same management style (active vs. passive) and similar share class characteristics.

3-Year Risk Metrics

	Fund	Bmark	Cat
Alpha	-0.05	-	-0.01
Beta	1.00	-	0.93
R-Squared	100.00	-	93.89
Standard Deviation	22.62	22.65	21.70
Sharpe Ratio	0.41	0.42	0.39
Tracking Error	0.08	-	5.21
Information Ratio	-0.84	-	-0.25
Up Capture Ratio	99.90	-	92.37
Down Capture Ratio	100.06	-	92.58

Portfolio Metrics

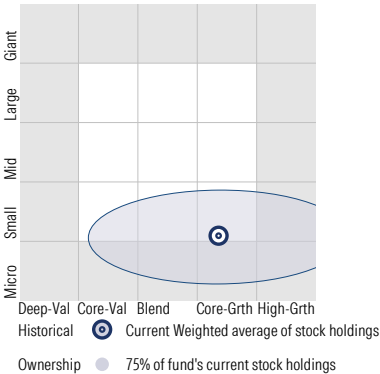
	Fund	Bmark	Cat
Price/Earnings Ratio	24.30	24.29	26.79
Price/Book Ratio	4.13	4.12	3.83
Geom Avg Mkt Cap \$B	3.26	3.25	6.85
ROE	5.83	5.84	10.93

State St Russell Sm Cap® Gr Indx NL CI C

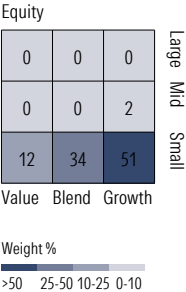
Morningstar Category  
Small Growth

Morningstar Index  
Russell 2000 Growth TR USD

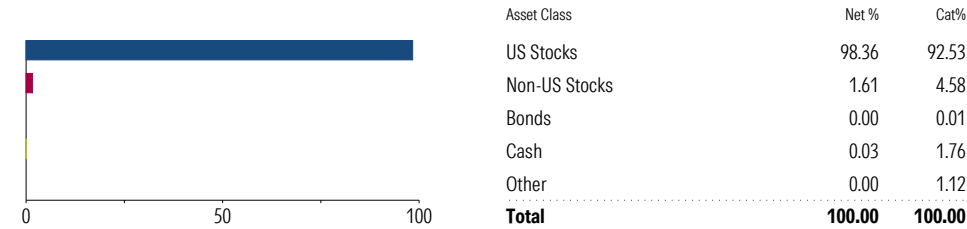
Style Analysis as of 06-30-2025  
Morningstar Style Box™



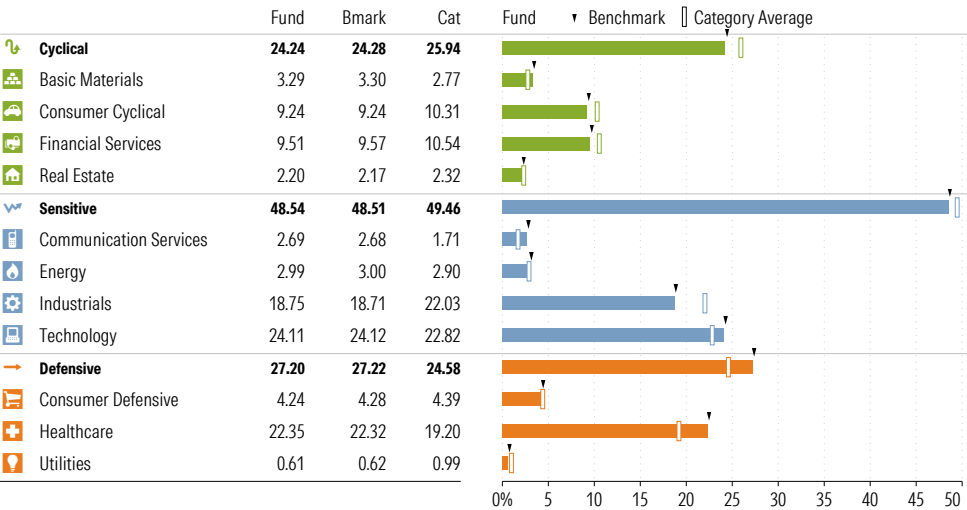
Style Breakdown



Asset Allocation as of 06-30-2025



Sector Weighting as of 06-30-2025



Top 15 Holdings as of 06-30-2025

Name	% Net Asset	Cumulative %	YTD Return %	Morningstar Sector
⊕ Credo Technology Group Holding Ltd	1.03	1.03	-	Technology
Fabrinet	0.81	1.83	34.02	Technology
⊕ IonQ Inc Class A	0.77	2.60	-	Technology
⊖ Hims & Hers Health Inc Ordinary Shares - Class A	0.72	3.32	106.16	Consumer Defensive
⊖ HealthEquity Inc	0.68	3.99	9.18	Healthcare
⊕ Ensign Group Inc	0.66	4.65	16.20	Healthcare
⊕ Blueprint Medicines Corp	0.62	5.27	46.96	Healthcare
AeroVironment Inc	0.61	5.88	85.16	Industrials
⊕ Brinker International Inc	0.60	6.48	36.31	Consumer Cyclical
⊕ CommVault Systems Inc	0.58	7.06	15.52	Technology
⊕ Kratos Defense & Security Solutions Inc	0.58	7.64	76.08	Industrials
SPX Technologies Inc	0.57	8.21	15.23	Industrials
⊕ Chart Industries Inc	0.56	8.77	-13.72	Industrials
⊕ Casella Waste Systems Inc Class A	0.55	9.32	9.04	Industrials
Badger Meter Inc	0.54	9.86	15.80	Technology

Total Holdings 1006

⊕ Increase ⊖ Decrease ✨ New to Portfolio

State St S&P 500® Indx NL CI K

Morningstar Category  
Large Blend  
Morningstar Index  
S&P 500 TR USD

Portfolio Manager(s)

Management Team since 04-1997

Quantitative Screens

- Performance: The fund has finished in the Large Blend category's top three quartiles in 10 of the 10 years it's been in existence.
- Management: The fund's management has been in place for 28.19 years.
- Style: The fund has landed in its primary style box — Large Blend — 76.47 % of the time over the past three years.
- Net Expense: The fund's expense ratio of 0.01 is 98.36% lower than the Large Blend category average.

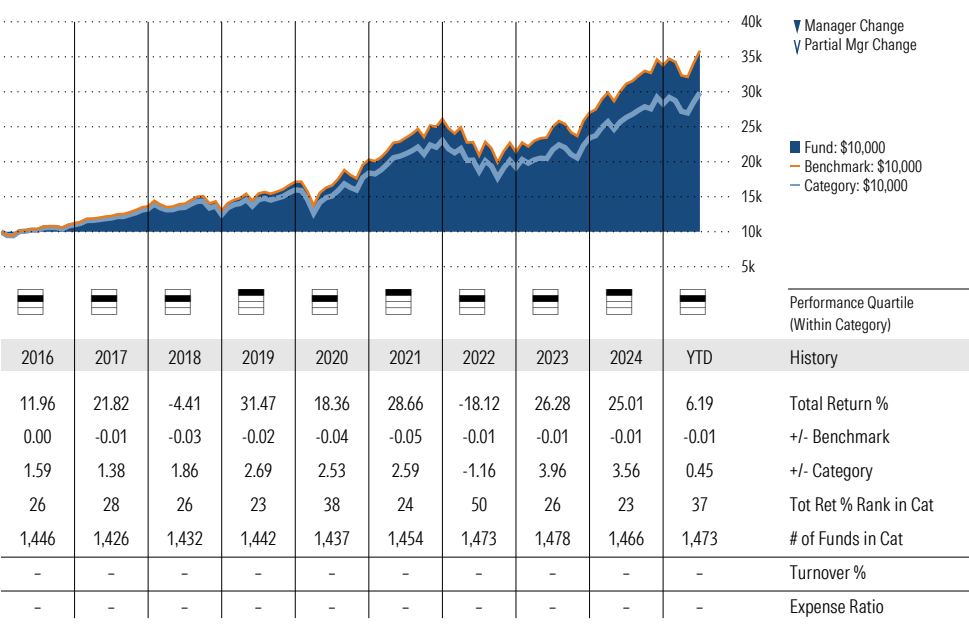
Morningstar Investment Management LLC Analysis

This fund passes all of Morningstar Investment Management's quantitative screens. Morningstar Investment Management has also assessed the fund from a qualitative perspective and, as a fiduciary, is comfortable recommending the fund's use in retirement plans.

ESG Metrics

Metric	Rating	Updated
Sustainability Rating	3	04-30-2025
Carbon Risk Score	Low Risk	12-31-2022

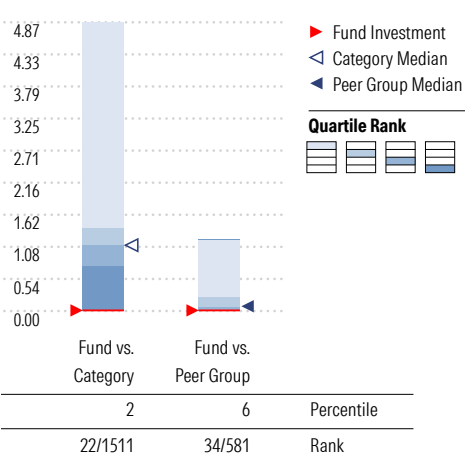
Growth of \$10,000



Trailing Performance



Net Expense



Peer group is a subset of the category and includes funds with the same management style (active vs. passive) and similar share class characteristics.

3-Year Risk Metrics

	Fund	Bmark	Cat
Alpha	-0.01	-	-0.72
Beta	1.00	-	1.00
R-Squared	100.00	-	97.83
Standard Deviation	15.80	15.80	15.95
Sharpe Ratio	0.92	0.92	0.87
Tracking Error	0.01	-	1.51
Information Ratio	-1.34	-	-3.37
Up Capture Ratio	99.97	-	98.59
Down Capture Ratio	100.01	-	101.97

Portfolio Metrics

	Fund	Bmark	Cat
Price/Earnings Ratio	26.71	26.71	26.89
Price/Book Ratio	4.89	4.89	5.30
Geom Avg Mkt Cap \$B	379.44	379.44	435.89
ROE	34.44	34.44	34.20

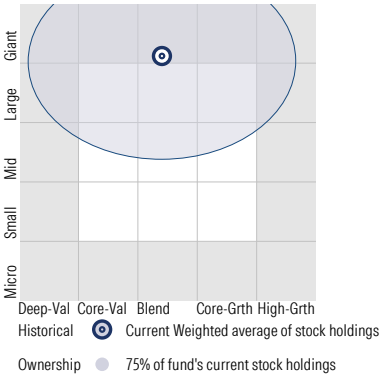
State St S&P 500® Indx NL CI K

Morningstar Category  
Large Blend

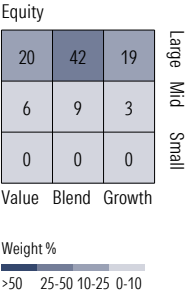
Morningstar Index  
S&P 500 TR USD

Style Analysis as of 06-30-2025

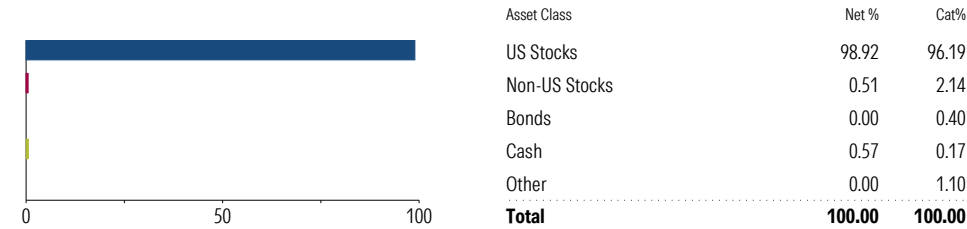
Morningstar Style Box™



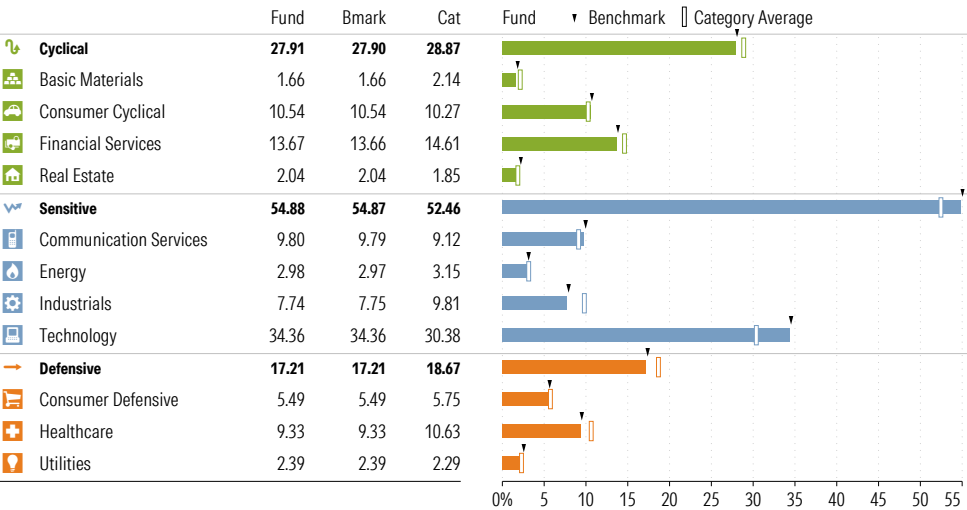
Style Breakdown



Asset Allocation as of 06-30-2025



Sector Weighting as of 06-30-2025



Top 15 Holdings as of 06-30-2025

Name	% Net Asset	Cumulative %	YTD Return %	Morningstar Sector
⊕ NVIDIA Corp	7.27	7.27	17.66	Technology
⊕ Microsoft Corp	6.97	14.24	18.40	Technology
⊖ Apple Inc	5.78	20.02	-17.87	Technology
⊕ Amazon.com Inc	3.91	23.93	0.00	Consumer Cyclical
⊖ Meta Platforms Inc Class A	3.02	26.95	26.24	Communication Svc
⊕ Broadcom Inc	2.44	29.40	19.41	Technology
⊕ Alphabet Inc Class A	1.93	31.33	-6.69	Communication Svc
⊕ Berkshire Hathaway Inc Class B	1.68	33.01	7.17	Financial Services
⊕ Tesla Inc	1.68	34.69	-21.34	Consumer Cyclical
⊖ Alphabet Inc Class C	1.57	36.26	-6.64	Communication Svc
⊖ JPMorgan Chase & Co	1.52	37.78	22.05	Financial Services
⊕ Eli Lilly and Co	1.16	38.94	1.36	Healthcare
⊖ Visa Inc Class A	1.15	40.08	12.72	Financial Services
⊖ Netflix Inc	1.07	41.16	50.24	Communication Svc
⊖ Exxon Mobil Corp	0.88	42.03	2.05	Energy

Total Holdings 506

⊕ Increase ⊖ Decrease ✨ New to Portfolio

Vanguard Developed Markets Index Admiral VTMGX

Morningstar Category  
Foreign Large Blend

Morningstar Index  
MSCI ACWI Ex USA NR USD

Portfolio Manager(s)

Christine Franquin since 02-2013  
Michael Perre since 11-2017  
Nicole Brubaker since 02-2025

Quantitative Screens

- Performance: The fund has finished in the Foreign Large Blend category's top three quartiles in 10 of the 10 years it's been in existence.
- Management: The fund's management has been in place for 12.36 years.
- Style: The fund has landed in its primary style box — Large Blend — 100 % of the time over the past three years.
- Net Expense: The fund's expense ratio of 0.05 is 93.83% lower than the Foreign Large Blend category average.

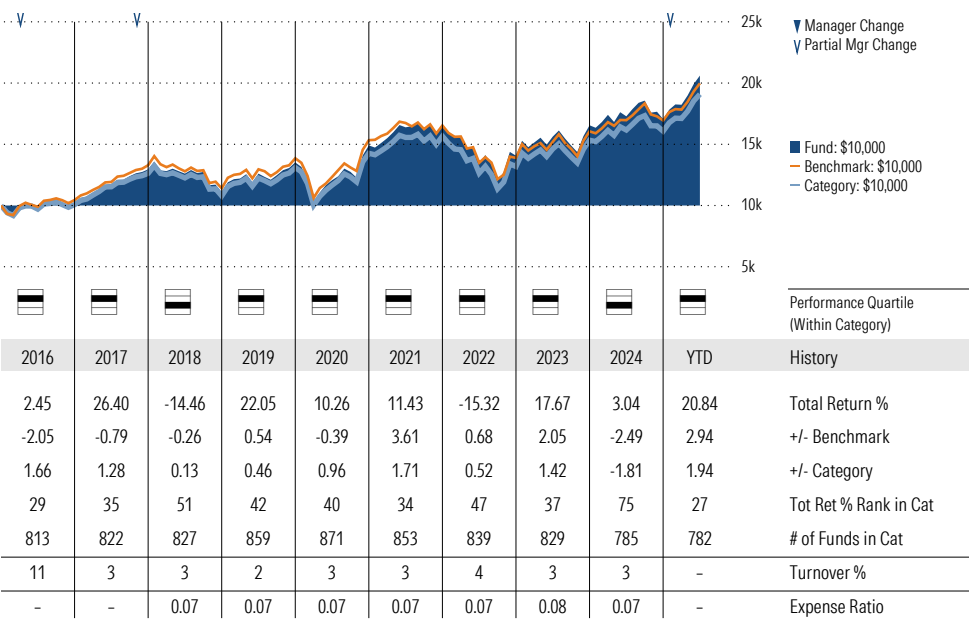
Morningstar Investment Management LLC Analysis

This fund passes all of Morningstar Investment Management's quantitative screens. Morningstar Investment Management has also assessed the fund from a qualitative perspective and, as a fiduciary, is comfortable recommending the fund's use in retirement plans.

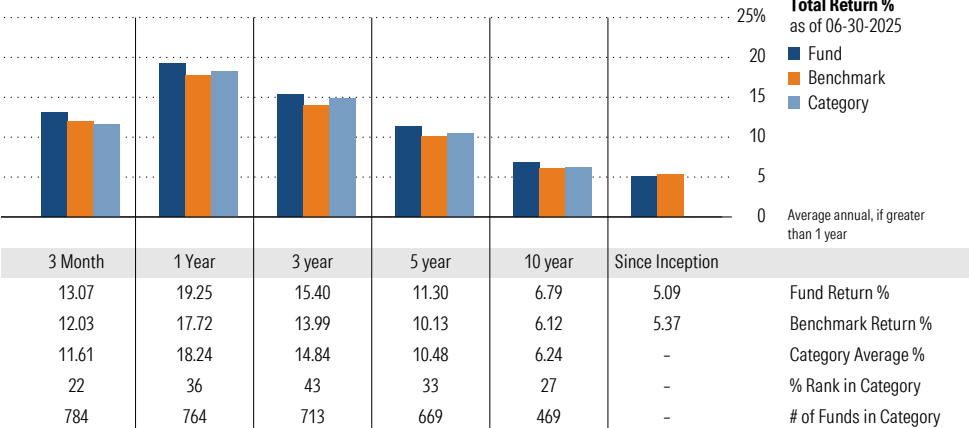
ESG Metrics

Metric	Rating	Updated
Sustainability Rating	3	05-31-2025
Carbon Risk Score	Low Risk	12-31-2022
ESG Commitment	1-Low	02-15-2022

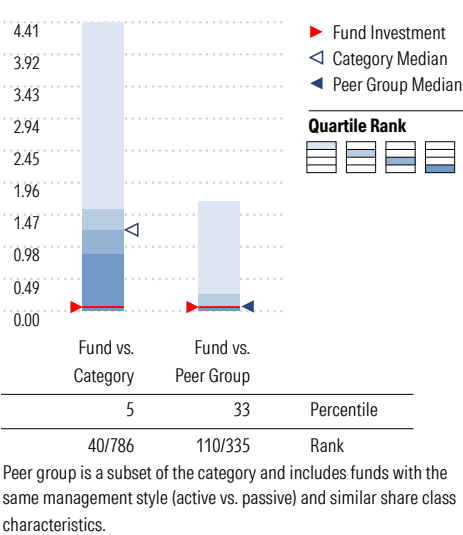
Growth of \$10,000



Trailing Performance



Net Expense



3-Year Risk Metrics

	Fund	Bmark	Cat
Alpha	0.30	-	0.55
Beta	1.08	-	1.02
R-Squared	95.26	-	92.02
Standard Deviation	16.61	14.96	15.88
Sharpe Ratio	0.66	0.63	0.65
Tracking Error	3.83	-	4.43
Information Ratio	0.37	-	0.19
Up Capture Ratio	113.52	-	105.71
Down Capture Ratio	116.28	-	105.97

Portfolio Metrics

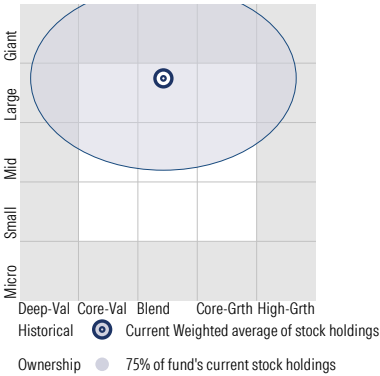
	Fund	Bmark	Cat
Price/Earnings Ratio	16.22	16.35	16.81
Price/Book Ratio	1.71	1.91	1.99
Geom Avg Mkt Cap \$B	36.59	57.95	65.68
ROE	15.64	17.20	18.02

# Vanguard Developed Markets Index Admiral VTMGX

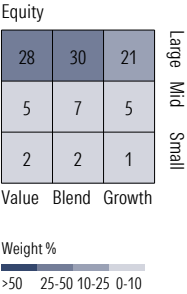
Morningstar Category  
Foreign Large Blend

Morningstar Index  
MSCI ACWI Ex USA NR USD

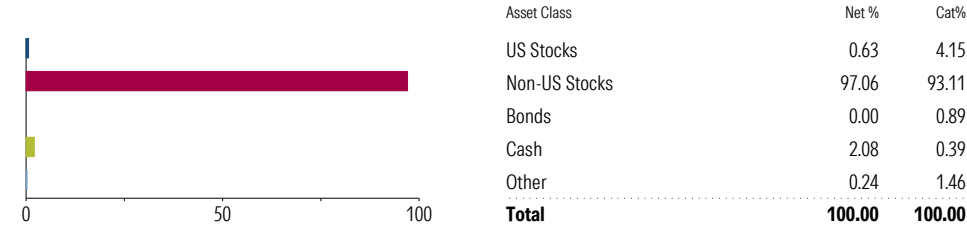
Style Analysis as of 06-30-2025  
Morningstar Style Box™



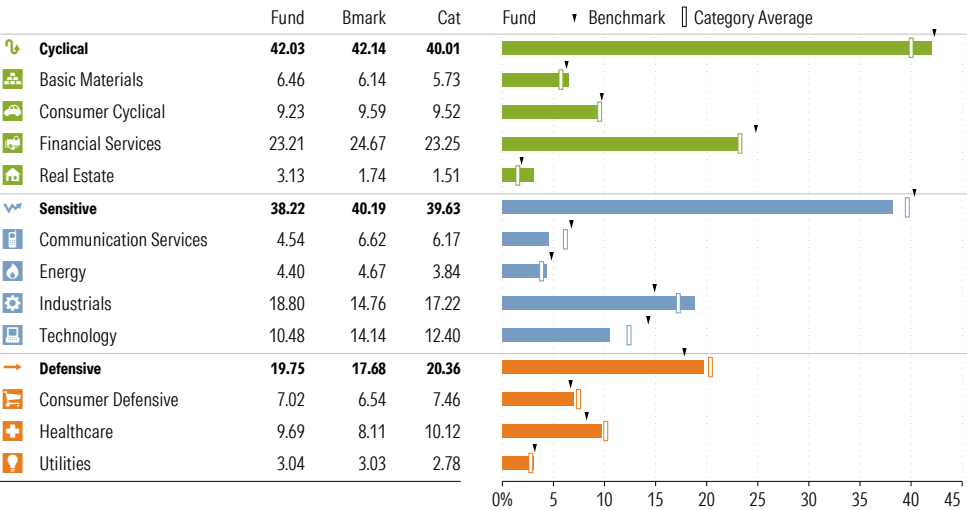
Style Breakdown




Asset Allocation as of 06-30-2025



Sector Weighting as of 06-30-2025



World Regions % Equity 06-30-2025



Top 10 Holdings as of 06-30-2025

Name	% Net Asset	Cumulative %	YTD Return %	Morningstar Sector
⊕ Silbh1142	1.61	1.61	-	-
⊕ SAP SE	1.30	2.91	-	Technology
⊕ ASML Holding NV	1.12	4.03	-	Technology
⊕ Nestle SA	1.07	5.10	-	Consumer Defensive
⊕ Novartis AG Registered Shares	0.89	6.00	-	Healthcare
⊕ Novo Nordisk AS Class B	0.89	6.89	-17.78	Healthcare
⊕ Roche Holding AG	0.87	7.76	19.85	Healthcare
⊕ Toyota Motor Corp	0.86	8.62	-	Consumer Cyclical
⊕ AstraZeneca PLC	0.86	9.48	-	Healthcare
⊕ HSBC Holdings PLC	0.82	10.30	-	Financial Services

Total Holdings 3886

⊕ Increase ⊖ Decrease ✨ New to Portfolio

Vanguard International Value Inv VTRIX

Morningstar Category  
Foreign Large Value

Morningstar Index  
MSCI EAFE NR USD

Portfolio Manager(s)

Michael Bennett since 05-2010  
Michael Fry since 05-2010  
Steven Morrow since 08-2012  
A. Rama Krishna since 12-2012  
Shirley Woo since 10-2020  
Arjun Kumar since 10-2020

Quantitative Screens

- Performance: The fund has finished in the Foreign Large Value category's top three quartiles in 7 of the 10 years it's been in existence.
- Management: The fund's management has been in place for 15.1 years.
- Style: The fund has landed in its primary style box — Large Value — 0% of the time over the past three years.
- Net Expense: The fund's expense ratio of 0.36 is 62.11% lower than the Foreign Large Value category average.

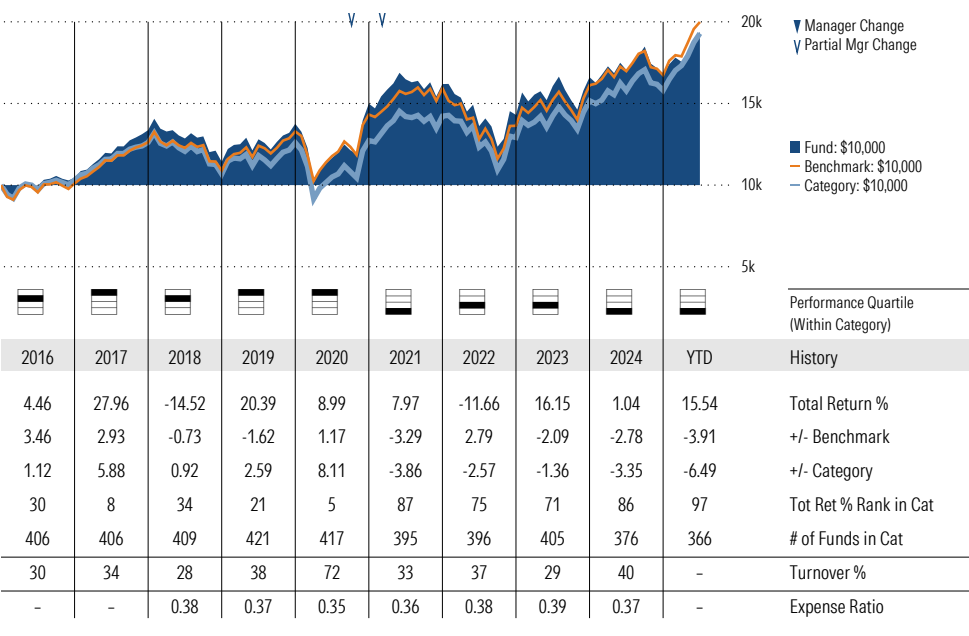
Morningstar Investment Management LLC Analysis

We are placing Vanguard International Value on watch due to a change in subadvisor. Vanguard announced on June 16th that they had replaced Lazard as a subadvisor with Altrinsic Global Investors, effectively immediately, due to performance concerns. Altrinsic, ARGA, and Sprucegrove will each manage 1/3 of the portfolio. We are placing the fund on watch while we monitor the new subadvisor mix.

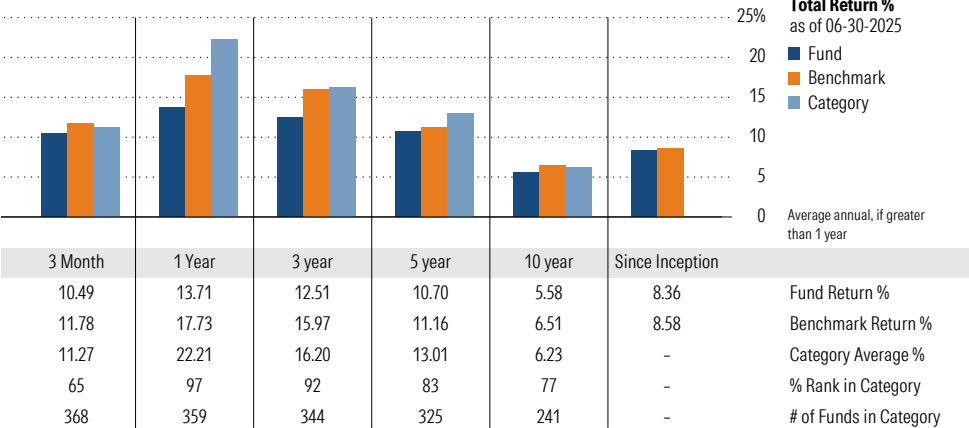
ESG Metrics

Metric	Rating	Updated
Sustainability Rating	3	05-31-2025
Carbon Risk Score	Medium Risk	12-31-2022

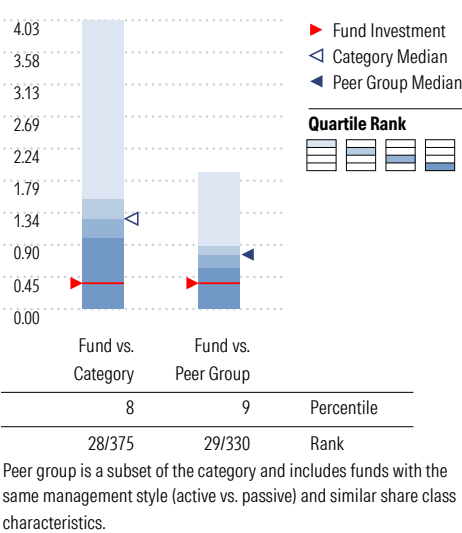
Growth of \$10,000



Trailing Performance



Net Expense



3-Year Risk Metrics

	Fund	Bmark	Cat
Alpha	-3.03	-	0.99
Beta	1.00	-	0.97
R-Squared	92.77	-	88.95
Standard Deviation	16.01	15.37	15.82
Sharpe Ratio	0.52	0.73	0.75
Tracking Error	4.31	-	5.32
Information Ratio	-0.80	-	0.12
Up Capture Ratio	93.77	-	96.77
Down Capture Ratio	107.63	-	91.12

Portfolio Metrics

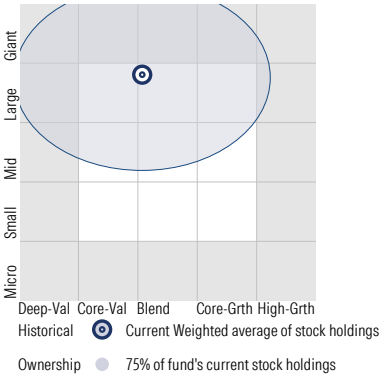
	Fund	Bmark	Cat
Price/Earnings Ratio	14.53	17.19	13.20
Price/Book Ratio	1.57	1.91	1.35
Geom Avg Mkt Cap \$B	30.49	60.31	42.44
ROE	15.96	16.77	13.46

Vanguard International Value Inv VTRIX

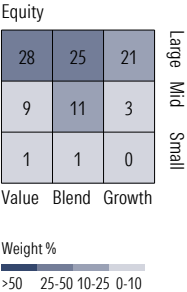
Morningstar Category  
Foreign Large Value

Morningstar Index  
MSCI EAFE NR USD

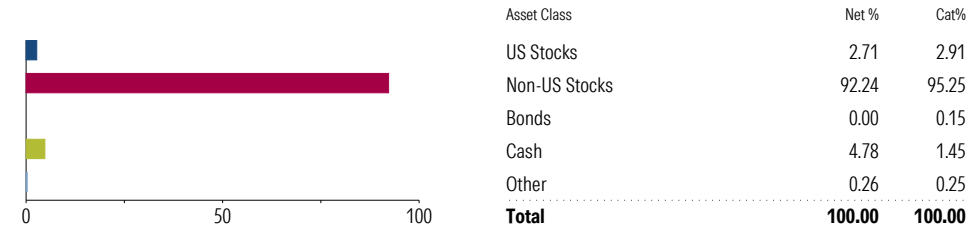
Style Analysis as of 06-30-2025  
Morningstar Style Box™



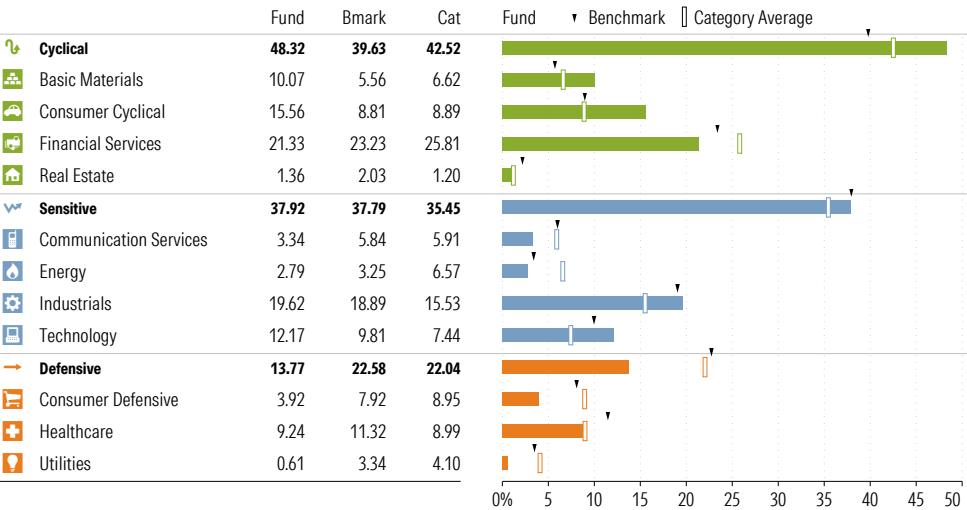
Style Breakdown




Asset Allocation as of 06-30-2025



Sector Weighting as of 06-30-2025



World Regions % Equity 06-30-2025



Top 10 Holdings as of 06-30-2025

Name	% Net Asset	Cumulative %	YTD Return %	Morningstar Sector
⊖ Mktliq 12/31/2049	2.84	2.84	-	-
⊖ Tencent Holdings Ltd	1.87	4.70	-	Communication Svc
⊖ HSBC Holdings PLC	1.73	6.43	-	Financial Services
⊕ Kering SA	1.72	8.16	-	Consumer Cyclical
⊖ Taiwan Semiconductor Manufacturing Co Ltd	1.69	9.84	-	Technology
⊖ Roche Holding AG	1.53	11.37	-	Healthcare
⊕ Slcmt1142	1.51	12.88	-	-
⊖ AIA Group Ltd	1.43	14.31	-	Financial Services
Nidec Corp	1.40	15.71	-	Industrials
STMicroelectronics NV	1.31	17.02	-	Technology

Total Holdings 242

⊕ Increase ⊖ Decrease ✨ New to Portfolio



Vanguard LifeStrategy Cnsrv Gr Inv VSCGX

Morningstar Category  
Global Moderately  
Conservative Allocation

Morningstar Index  
Morningstar Mod Con Tgt Risk TR USD

Portfolio Manager(s)

Walter Nejman since 02-2022  
Aur lie Denis since 02-2023  
Michael Roach since 02-2023  
Roger Aliaga-Diaz since 02-2023

Quantitative Screens

- Performance: The fund has finished in the Global Moderately Conservative Allocation category's top three quartiles in 8 of the 10 years it's been in existence.
- Management: The fund's management has been in place for 3.35 years.
- Style: The fund has landed in its primary style box — Large Blend — 100 % of the time over the past three years.
- Net Expense: The fund's expense ratio of 0.12 is 87.63% lower than the Global Moderately Conservative Allocation category average.

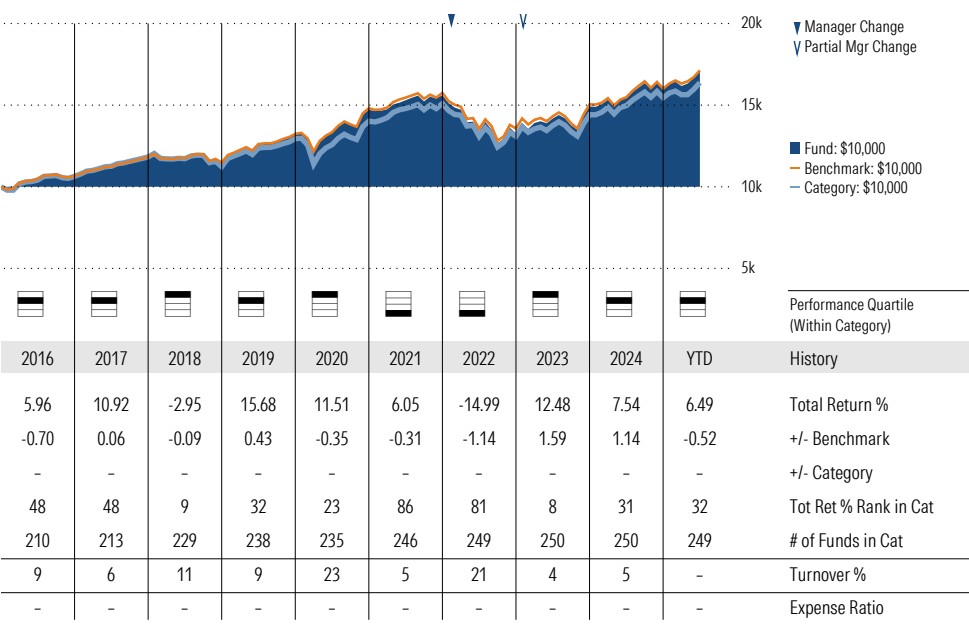
Morningstar Investment Management LLC Analysis

This fund passes all of Morningstar Investment Management's quantitative screens. Morningstar Investment Management has also assessed the fund from a qualitative perspective and, as a fiduciary, is comfortable recommending the fund's use in retirement plans.

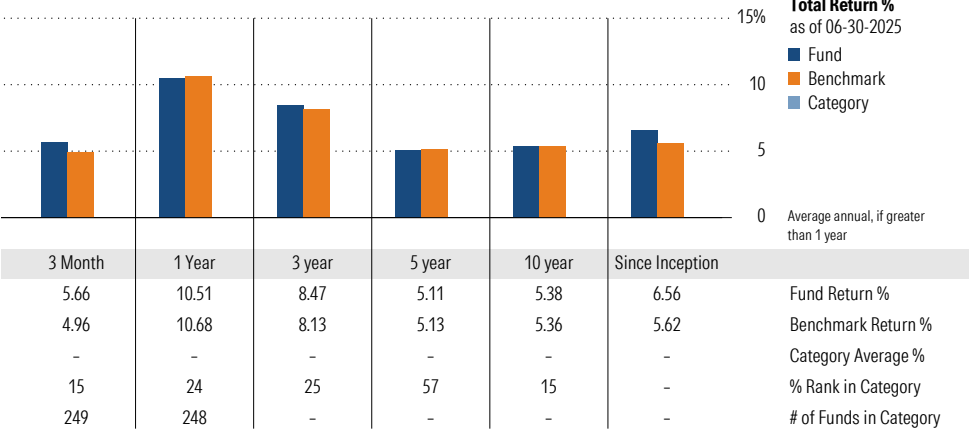
ESG Metrics

Metric	Rating	Updated
Sustainability Rating	3	05-31-2025
ESG Commitment	1-Low	07-19-2023

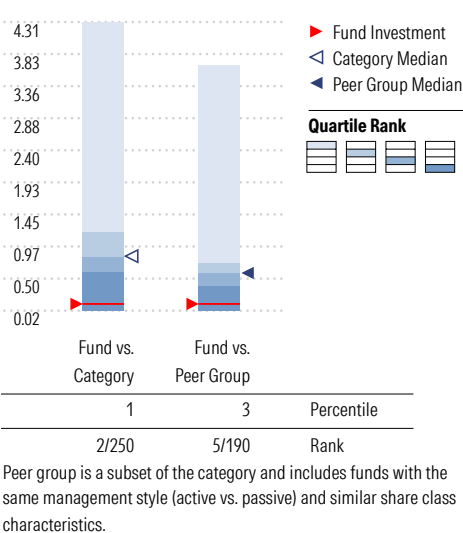
Growth of \$10,000



Trailing Performance



Net Expense



3-Year Risk Metrics

	Fund	Bmark	Cat
Alpha	0.47	-	0.00
Beta	0.98	-	0.94
R-Squared	98.59	-	95.41
Standard Deviation	9.47	9.59	9.27
Sharpe Ratio	0.40	0.37	0.33
Tracking Error	1.14	-	2.05
Information Ratio	0.30	-	-0.24
Up Capture Ratio	100.59	-	94.71
Down Capture Ratio	97.99	-	95.32

Portfolio Metrics

	Fund	Bmark	Cat
Price/Earnings Ratio	20.06	20.79	21.36
Price/Book Ratio	2.63	2.67	2.76
Avg Eff Duration	6.17	-	4.83

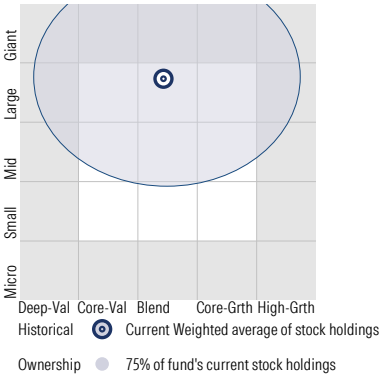
Vanguard LifeStrategy Cnsrv Gr Inv VSCGX

Morningstar Category  
Global Moderately  
Conservative Allocation

Morningstar Index  
Morningstar Mod Con Tgt Risk TR USD

Style Analysis as of 06-30-2025

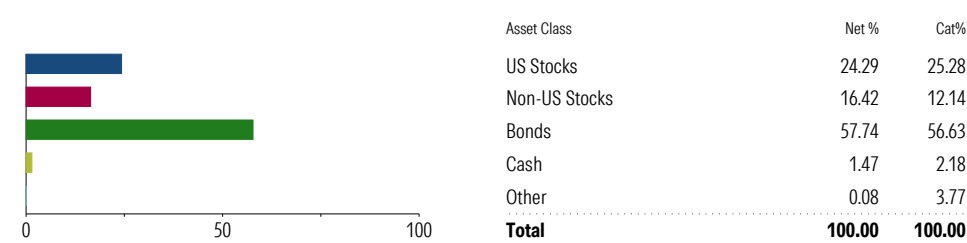
Morningstar Style Box™



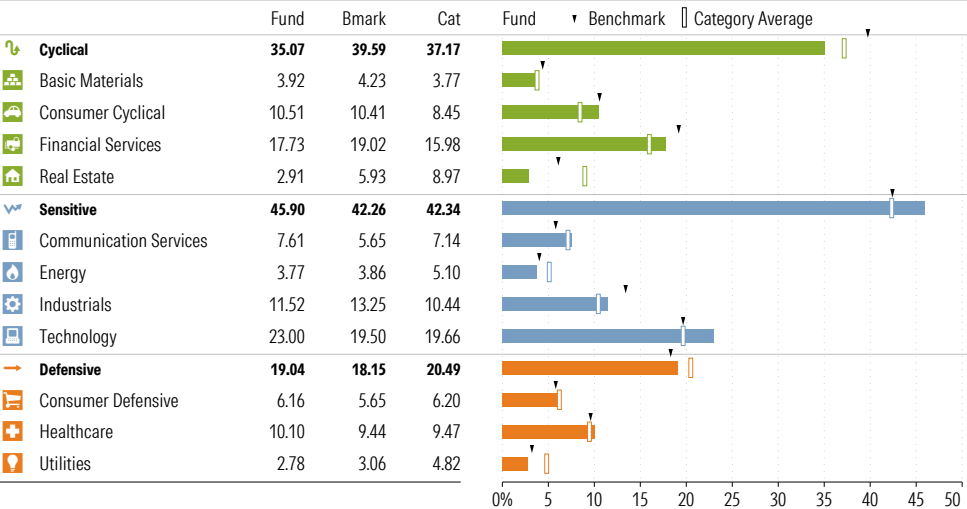
Style Breakdown



Asset Allocation as of 06-30-2025



Sector Weighting as of 06-30-2025



Top 6 Holdings as of 06-30-2025

Name	Maturity Date	% Net Asset	Cumulative %	YTD Return %	Morningstar Sector
⊕ Vanguard Total Bond Market II Idx Inv	-	40.36	40.36	-	-
⊖ Vanguard Total Stock Mkt Idx Inv	-	24.47	64.83	-	-
⊖ Vanguard Total Intl Bd II Idx Investor	-	17.73	82.56	-	-
⊖ Vanguard Total Intl Stock Index Inv	-	16.79	99.35	-	-
⊕ Mktliq 12/31/2049	-	0.65	100.00	-	-
⊕ Us Dollar	-	0.00	100.00	-	-

Total Holdings 6

⊕ Increase ⊖ Decrease ✱ New to Portfolio

Vanguard LifeStrategy Growth Inv VASGX

Morningstar Category  
Global Moderately  
Aggressive Allocation

Morningstar Index  
Morningstar Mod Agg Tgt Risk TR USD

Portfolio Manager(s)

Walter Nejman since 02-2022  
Aur lie Denis since 02-2023  
Michael Roach since 02-2023  
Roger Aliaga-Diaz since 02-2023

Quantitative Screens

- Performance: The fund has finished in the Global Moderately Aggressive Allocation category's top three quartiles in 10 of the 10 years it's been in existence.
- Management: The fund's management has been in place for 3.35 years.
- Style: The fund has landed in its primary style box — Large Blend — 100 % of the time over the past three years.
- Net Expense: The fund's expense ratio of 0.14 is 85.71% lower than the Global Moderately Aggressive Allocation category average.

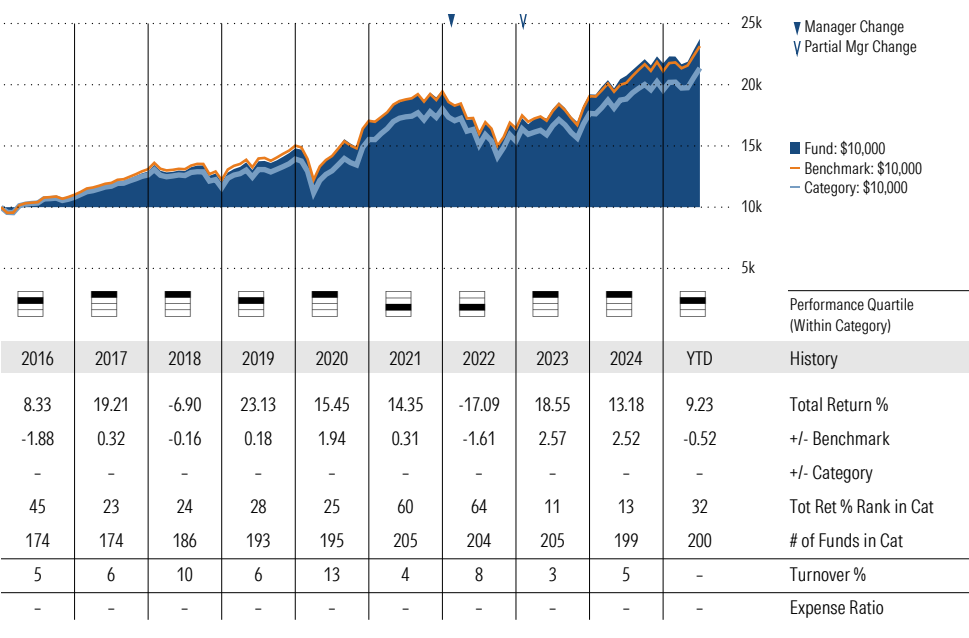
Morningstar Investment Management LLC Analysis

This fund passes all of Morningstar Investment Management's quantitative screens. Morningstar Investment Management has also assessed the fund from a qualitative perspective and, as a fiduciary, is comfortable recommending the fund's use in retirement plans.

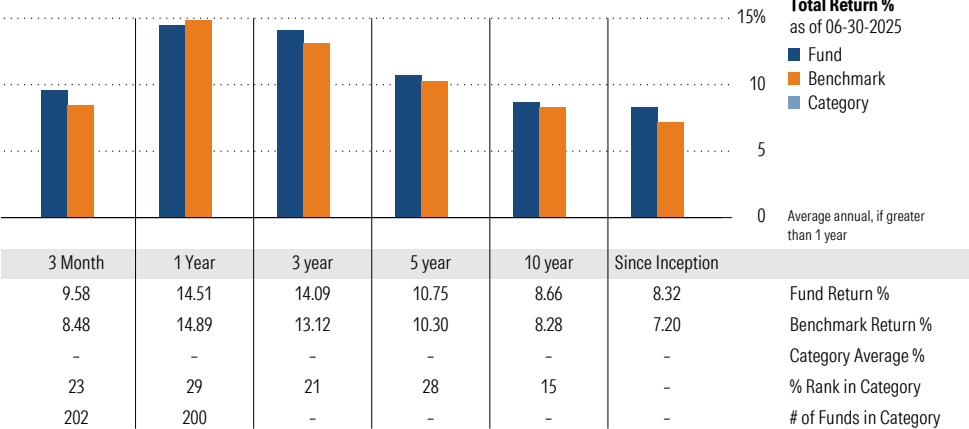
ESG Metrics

Metric	Rating	Updated
Sustainability Rating	3	05-31-2025
ESG Commitment	1-Low	07-19-2023
Carbon Risk Score	Low Risk	12-31-2022

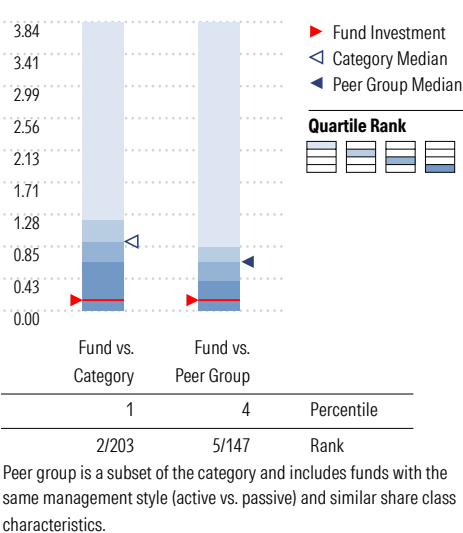
Growth of \$10,000



Trailing Performance



Net Expense



3-Year Risk Metrics

	Fund	Bmark	Cat
Alpha	0.96	-	-0.15
Beta	0.99	-	0.96
R-Squared	98.22	-	93.26
Standard Deviation	13.15	13.12	13.00
Sharpe Ratio	0.71	0.64	0.60
Tracking Error	1.75	-	3.21
Information Ratio	0.56	-	-0.25
Up Capture Ratio	102.33	-	95.48
Down Capture Ratio	98.16	-	96.84

Portfolio Metrics

	Fund	Bmark	Cat
Price/Earnings Ratio	20.06	20.11	21.22
Price/Book Ratio	2.63	2.50	2.79
Avg Eff Duration	6.18	-	-

# Vanguard LifeStrategy Growth Inv VASGX

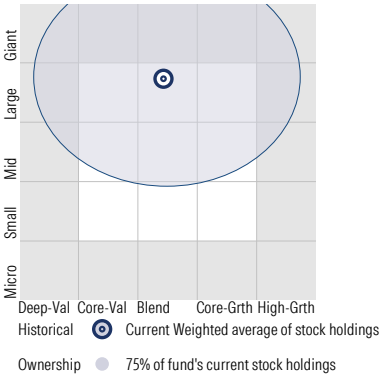
Morningstar Category  
Global Moderately

Morningstar Index  
Morningstar Mod Agg Tgt Risk TR USD

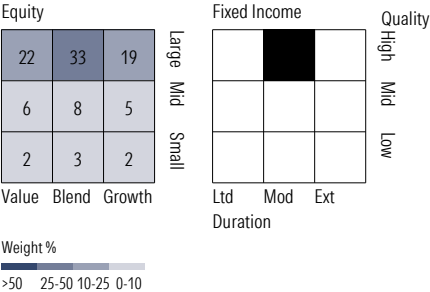
Aggressive Allocation

## Style Analysis as of 06-30-2025

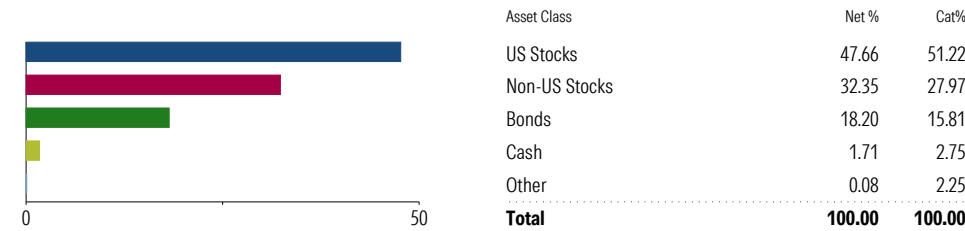
Morningstar Style Box™



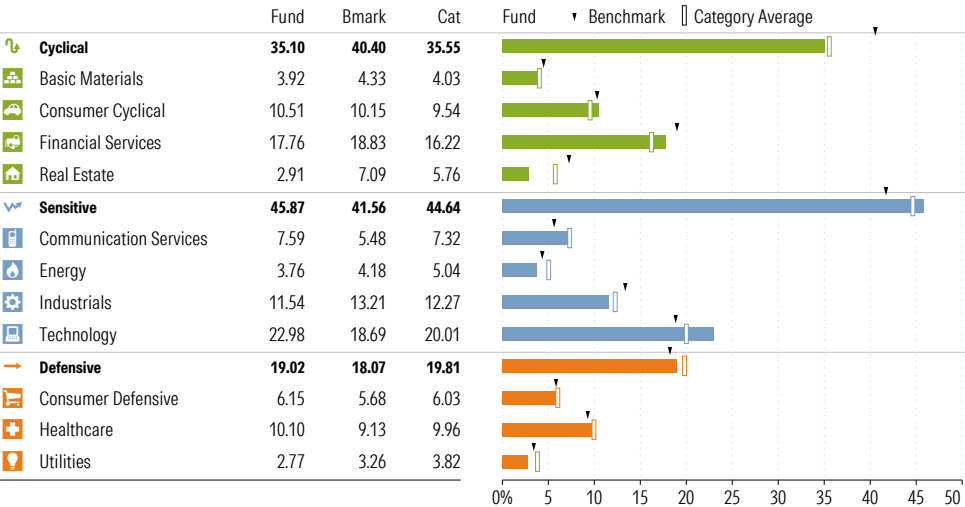
## Style Breakdown



## Asset Allocation as of 06-30-2025



## Sector Weighting as of 06-30-2025



## Top 6 Holdings as of 06-30-2025

Name	Maturity Date	% Net Asset	Cumulative %	YTD Return %	Morningstar Sector
⊕ Vanguard Total Stock Mkt Idx Inv	-	48.00	48.00	-	-
⊖ Vanguard Total Intl Stock Index Inv	-	33.08	81.09	-	-
⊖ Vanguard Total Bond Market II Idx Inv	-	12.51	93.60	-	-
⊖ Vanguard Total Intl Bd II Idx Investor	-	5.81	99.41	-	-
⊕ Mktliq 12/31/2049	-	0.60	100.00	-	-
⊕ Us Dollar	-	0.00	100.01	-	-

## Total Holdings 6

⊕ Increase ⊖ Decrease ✱ New to Portfolio

Vanguard LifeStrategy Income Inv VASIX

Morningstar Category  
Global Conservative  
Allocation

Morningstar Index  
Morningstar Con Tgt Risk TR USD

**Portfolio Manager(s)**  
Walter Nejman since 02-2022  
Aur lie Denis since 02-2023  
Michael Roach since 02-2023  
Roger Aliaga-Diaz since 02-2023

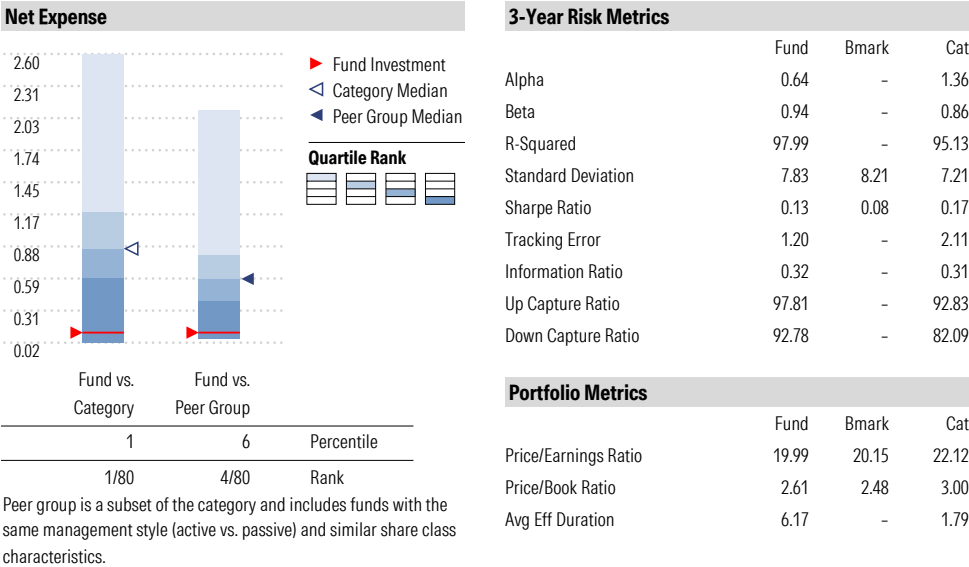
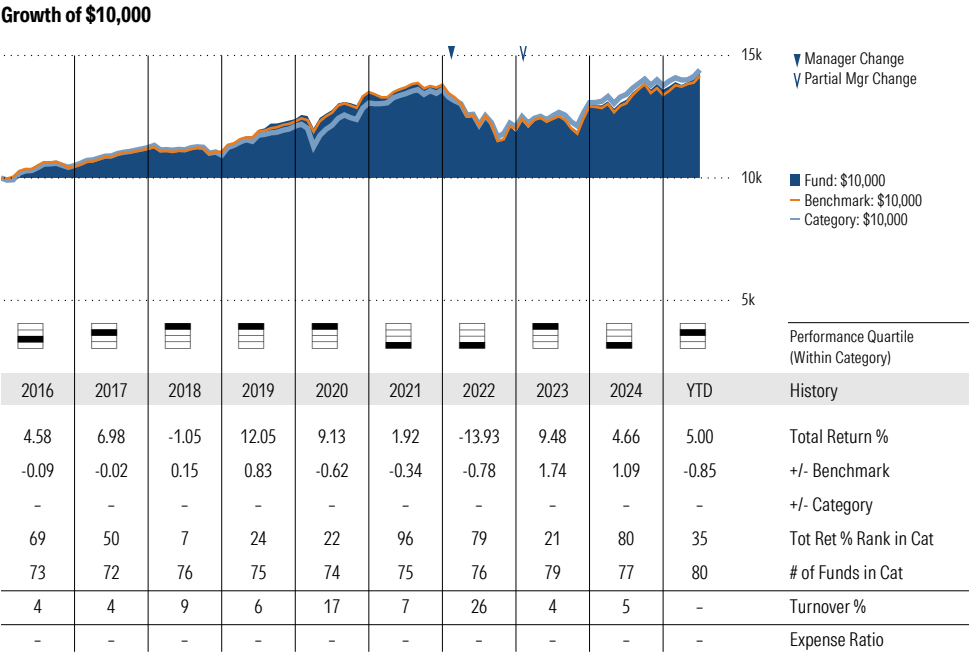
- Quantitative Screens**
- Performance: The fund has finished in the Global Conservative Allocation category's top three quartiles in 7 of the 10 years it's been in existence.
  - Management: The fund's management has been in place for 3.35 years.
  - Style: The fund has landed in its primary style box — Large Blend — 100 % of the time over the past three years.
  - Net Expense: The fund's expense ratio of 0.11 is 89% lower than the Global Conservative Allocation category average.

Morningstar Investment Management LLC Analysis

This fund passes all of Morningstar Investment Management's quantitative screens. Morningstar Investment Management has also assessed the fund from a qualitative perspective and, as a fiduciary, is comfortable recommending the fund's use in retirement plans.

ESG Metrics

Metric	Rating	Updated
Sustainability Rating	4	05-31-2025
ESG Commitment	1-Low	07-19-2023



Vanguard LifeStrategy Income Inv VASIX

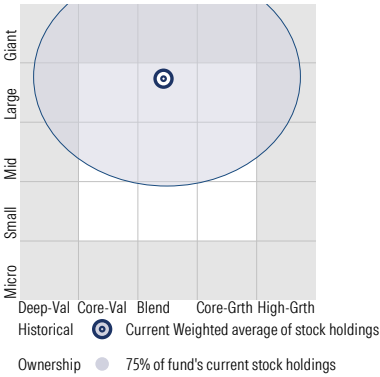
Morningstar Category  
Global Conservative

Morningstar Index  
Morningstar Con Tgt Risk TR USD

Allocation

Style Analysis as of 06-30-2025

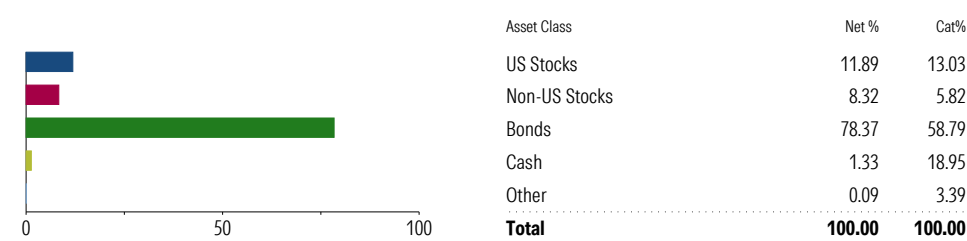
Morningstar Style Box™



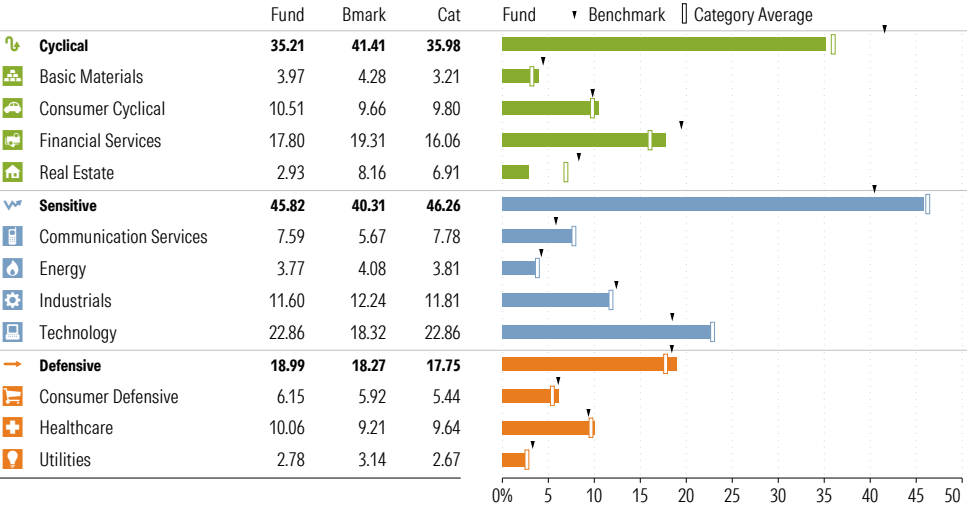
Style Breakdown



Asset Allocation as of 06-30-2025



Sector Weighting as of 06-30-2025



Top 6 Holdings as of 06-30-2025

Name	Maturity Date	% Net Asset	Cumulative %	YTD Return %	Morningstar Sector
⊖ Vanguard Total Bond Market II Idx Inv	-	55.07	55.07	-	-
⊖ Vanguard Total Intl Bd II Idx Investor	-	23.79	78.85	-	-
⊖ Vanguard Total Stock Mkt Idx Inv	-	11.97	90.83	-	-
⊖ Vanguard Total Intl Stock Index Inv	-	8.51	99.33	-	-
⊕ Mktliq 12/31/2049	-	0.64	99.97	-	-
⊕ Us Dollar	-	0.03	100.00	-	-

Total Holdings 6

⊕ Increase ⊖ Decrease ✱ New to Portfolio

Vanguard LifeStrategy Mod Gr Inv Shrs VSMGX

Morningstar Category: Global Moderate Allocation  
Morningstar Index: Morningstar Mod Tgt Risk TR USD

Portfolio Manager(s)

Walter Nejman since 02-2022  
Aur lie Denis since 02-2023  
Michael Roach since 02-2023  
Roger Aliaga-Diaz since 02-2023

Quantitative Screens

- Performance: The fund has finished in the Global Moderate Allocation category's top three quartiles in 10 of the 10 years it's been in existence.
- Management: The fund's management has been in place for 3.35 years.
- Style: The fund has landed in its primary style box — Large Blend — 100 % of the time over the past three years.
- Net Expense: The fund's expense ratio of 0.13 is 87% lower than the Global Moderate Allocation category average.

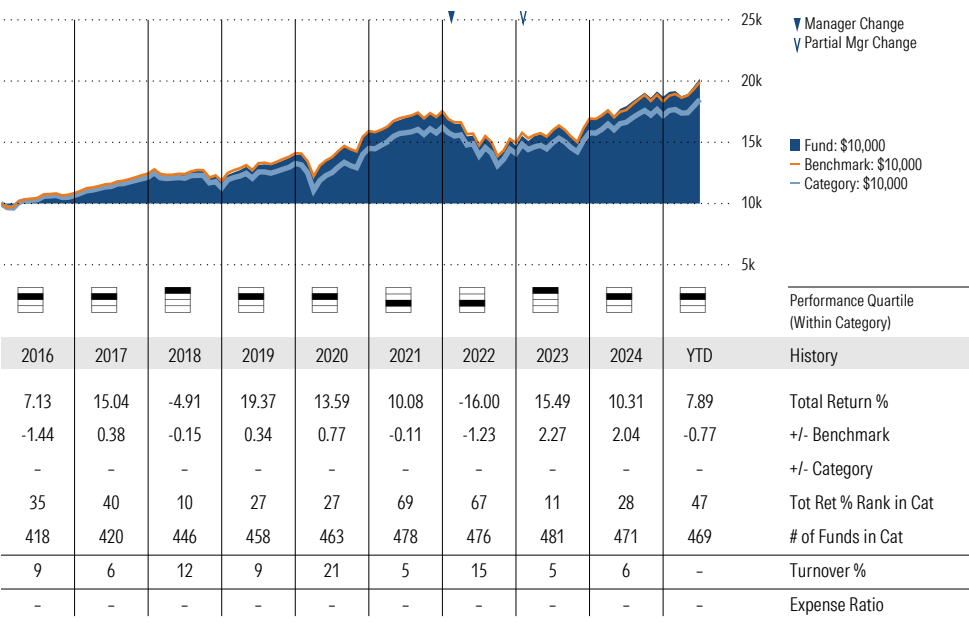
Morningstar Investment Management LLC Analysis

Although this fund technically fails the manager tenure screen due to changes in how the portfolio management team is listed, in fact the same team that oversees the strategy remains in place.

ESG Metrics

Metric	Rating	Updated
Sustainability Rating	3	05-31-2025
ESG Commitment	1-Low	07-19-2023
Carbon Risk Score	Low Risk	12-31-2022

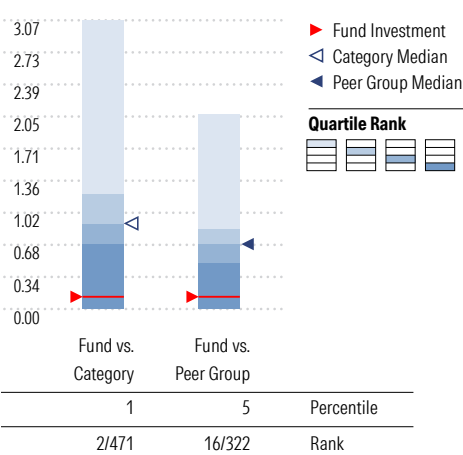
Growth of \$10,000



Trailing Performance



Net Expense



Peer group is a subset of the category and includes funds with the same management style (active vs. passive) and similar share class characteristics.

3-Year Risk Metrics

	Fund	Bmark	Cat
Alpha	0.92	-	0.16
Beta	0.98	-	0.94
R-Squared	98.29	-	93.16
Standard Deviation	11.27	11.45	11.19
Sharpe Ratio	0.58	0.52	0.49
Tracking Error	1.50	-	2.87
Information Ratio	0.50	-	-0.12
Up Capture Ratio	101.05	-	95.62
Down Capture Ratio	96.47	-	95.59

Portfolio Metrics

	Fund	Bmark	Cat
Price/Earnings Ratio	20.07	20.19	20.72
Price/Book Ratio	2.63	2.52	2.67
Avg Eff Duration	6.17	-	5.04

# Vanguard LifeStrategy Mod Gr Inv Shrs VSMGX

Morningstar Category

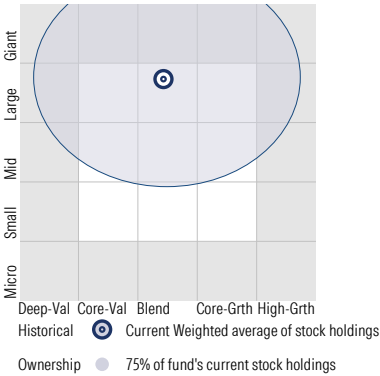
Global Moderate Allocation

Morningstar Index

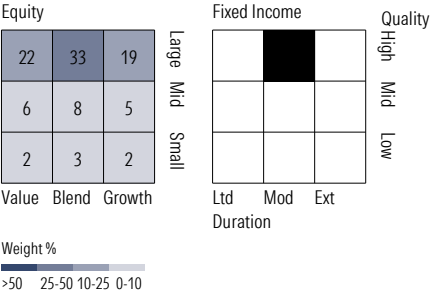
Morningstar Mod Tgt Risk TR USD

Style Analysis as of 06-30-2025

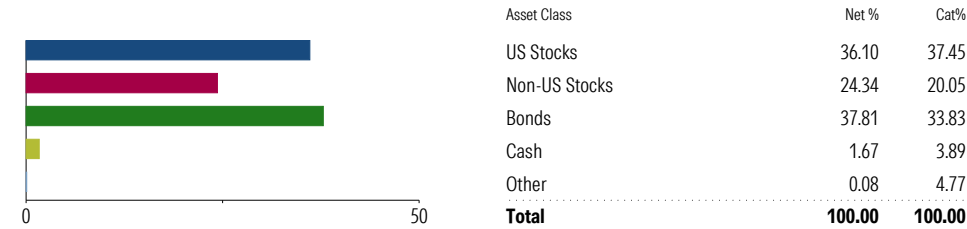
Morningstar Style Box™



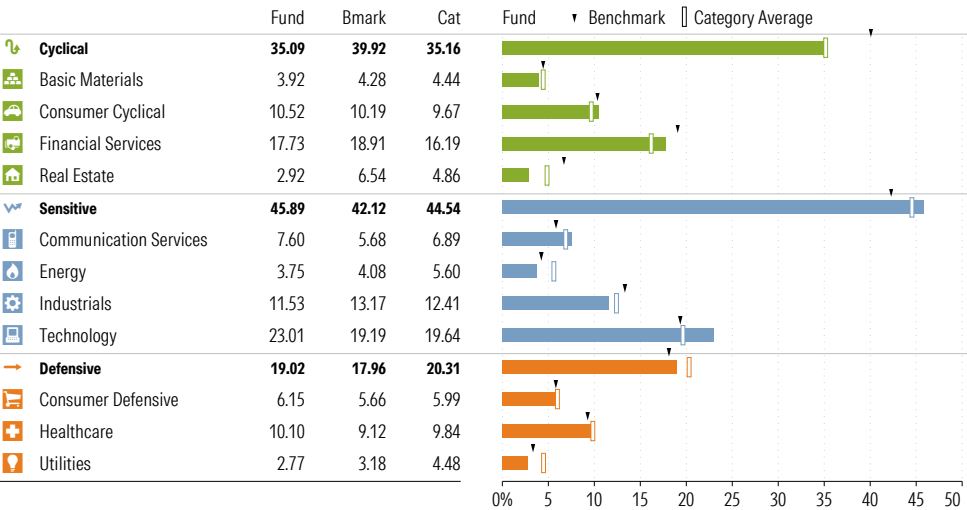
Style Breakdown



Asset Allocation as of 06-30-2025



Sector Weighting as of 06-30-2025



Top 6 Holdings as of 06-30-2025

Name	Maturity Date	% Net Asset	Cumulative %	YTD Return %	Morningstar Sector
⊖ Vanguard Total Stock Mkt Idx Inv	-	36.36	36.36	-	-
⊕ Vanguard Total Bond Market II Idx Inv	-	26.36	62.72	-	-
⊖ Vanguard Total Intl Stock Index Inv	-	24.89	87.61	-	-
⊖ Vanguard Total Intl Bd II Idx Investor	-	11.69	99.30	-	-
⊕ Mktliq 12/31/2049	-	0.67	99.97	-	-
⊕ Us Dollar	-	0.03	100.00	-	-

Total Holdings 6

⊕ Increase ⊖ Decrease ✱ New to Portfolio



Vanguard Mid-Cap Value Index Admiral VMVAX

Morningstar Category  
Mid-Cap Value

Morningstar Index  
Russell Mid Cap Value TR USD

Portfolio Manager(s)

Aaron Choi since 08-2023  
Kenny Narzikul since 02-2025

Quantitative Screens

- Performance: The fund has finished in the Mid-Cap Value category's top three quartiles in 9 of the 10 years it's been in existence.
- Management: The fund's management team has been in place for less than three years.
- Style: The fund has landed in its primary style box — Mid-Cap Value — 100 % of the time over the past three years.
- Net Expense: The fund's expense ratio of 0.07 is 92.63% lower than the Mid-Cap Value category average.

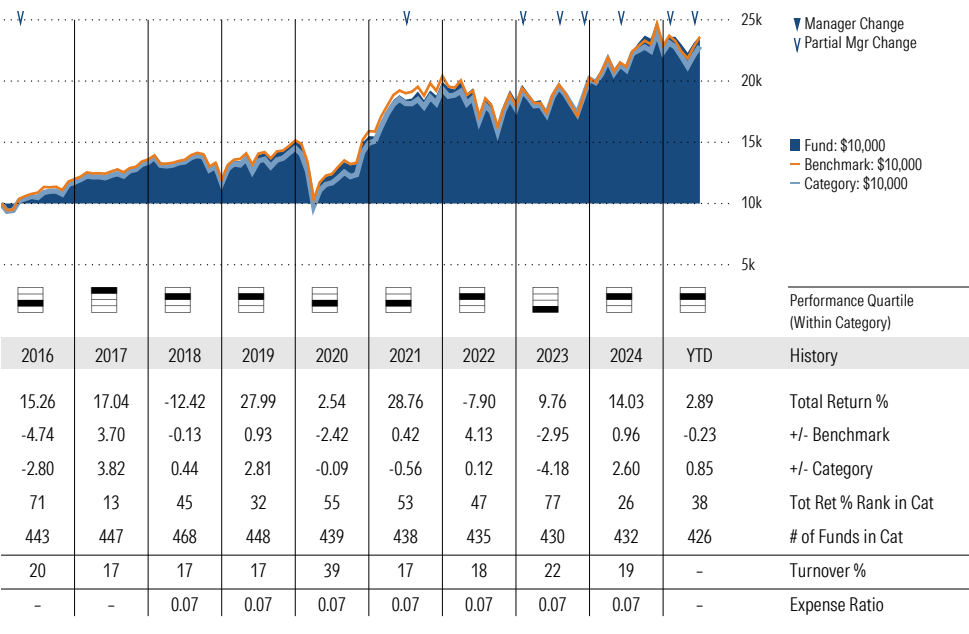
Morningstar Investment Management LLC Analysis

This fund fails the manager tenure screen. Although the managers on this fund are relatively recent additions, they are experienced at Vanguard, and the team-managed, well-established process of running index funds at Vanguard means that such changes are not concerning.

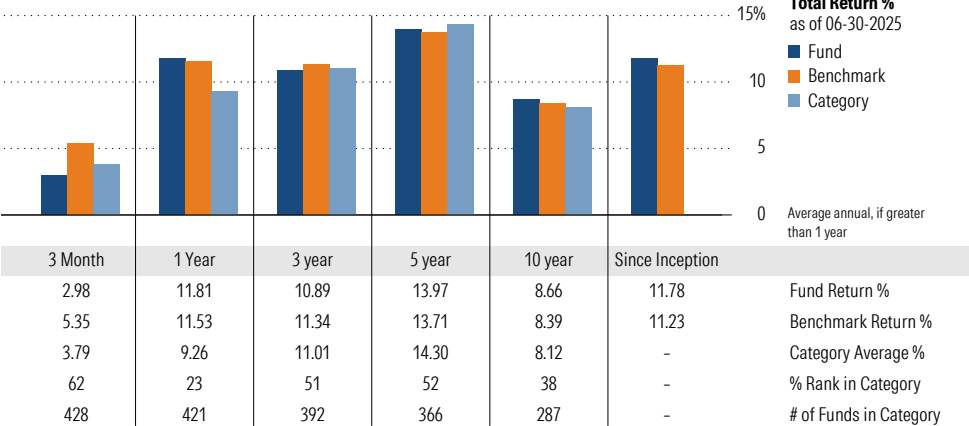
ESG Metrics

Metric	Rating	Updated
Sustainability Rating	4	05-31-2025
Carbon Risk Score	Medium Risk	12-31-2022
ESG Commitment	1-Low	02-15-2022

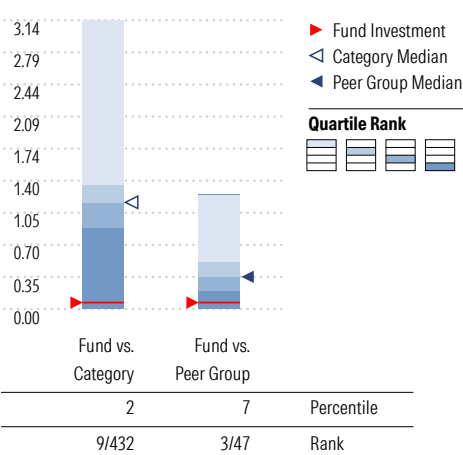
Growth of \$10,000



Trailing Performance



Net Expense



Peer group is a subset of the category and includes funds with the same management style (active vs. passive) and similar share class characteristics.

3-Year Risk Metrics

	Fund	Bmark	Cat
Alpha	0.15	-	0.10
Beta	0.94	-	0.96
R-Squared	98.09	-	93.80
Standard Deviation	17.82	18.71	18.62
Sharpe Ratio	0.40	0.41	0.39
Tracking Error	2.68	-	4.78
Information Ratio	-0.17	-	-0.12
Up Capture Ratio	94.42	-	96.12
Down Capture Ratio	93.89	-	95.99

Portfolio Metrics

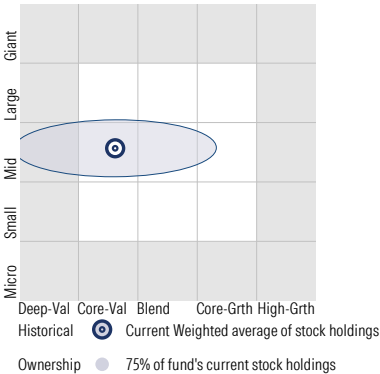
	Fund	Bmark	Cat
Price/Earnings Ratio	18.44	19.96	17.69
Price/Book Ratio	2.22	2.29	1.90
Geom Avg Mkt Cap \$B	32.15	20.32	19.95
ROE	17.07	14.22	14.57

# Vanguard Mid-Cap Value Index Admiral VMVAX


Morningstar Category  
Mid-Cap Value

Morningstar Index  
Russell Mid Cap Value TR USD

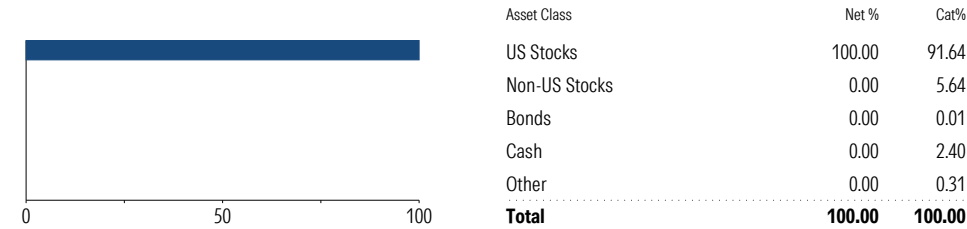
Style Analysis as of 06-30-2025  
Morningstar Style Box™



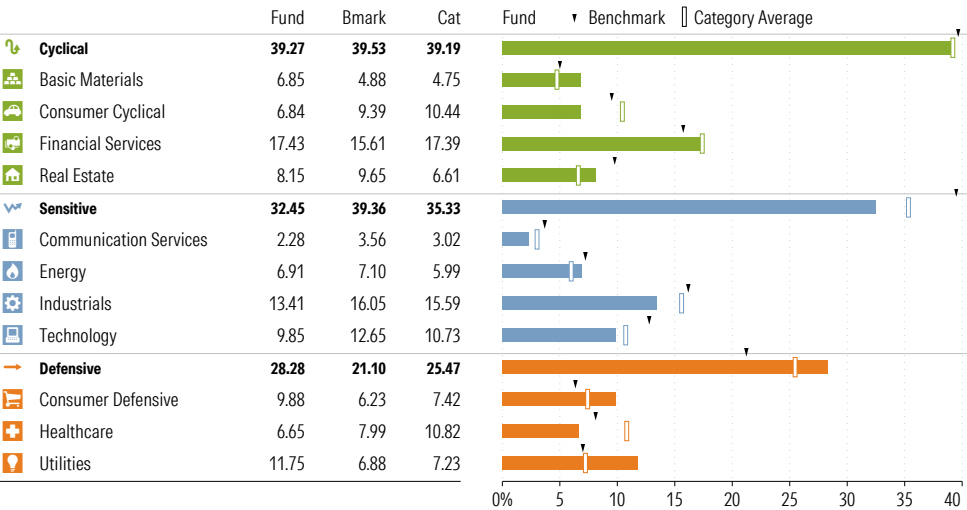
Style Breakdown



Asset Allocation as of 06-30-2025



Sector Weighting as of 06-30-2025



Top 15 Holdings as of 06-30-2025

Name	% Net Asset	Cumulative %	YTD Return %	Morningstar Sector
⊕ Arthur J. Gallagher & Co	1.92	1.92	13.24	Financial Services
⊕ CRH PLC	1.34	3.26	0.02	Basic Materials
⊕ Newmont Corp	1.29	4.55	57.87	Basic Materials
⊕ Carrier Global Corp Ordinary Shares	1.27	5.82	7.55	Industrials
⊕ Digital Realty Trust Inc	1.25	7.07	-0.32	Real Estate
⊕ Allstate Corp	1.21	8.28	5.46	Financial Services
⊕ Cencora Inc	1.10	9.38	33.95	Healthcare
⊕ ONEOK Inc	1.10	10.47	-16.64	Energy
⊕ Cheniere Energy Inc	1.09	11.56	13.80	Energy
⊕ PACCAR Inc	1.07	12.63	-7.98	Industrials
⊕ Corteva Inc	1.06	13.70	31.44	Basic Materials
⊕ Ameriprise Financial Inc	1.06	14.76	0.82	Financial Services
⊕ TE Connectivity PLC Registered Shares	1.04	15.80	18.93	Technology
⊕ United Rentals Inc	1.00	16.80	7.46	Industrials
⊕ L3Harris Technologies Inc	1.00	17.80	20.43	Industrials

Total Holdings 188

⊕ Increase ⊖ Decrease ✨ New to Portfolio

# Vanguard Real Estate Index Admiral VGSLX

Morningstar Category  
Real Estate

Morningstar Index  
S&P United States REIT TR USD

Portfolio Manager(s)

Gerard O'Reilly since 05-1996  
Chris Nieves since 02-2025  
Jena Stenger since 02-2025

Quantitative Screens

- Performance: The fund has finished in the Real Estate category's top three quartiles in 10 of the 10 years it's been in existence.
- Management: The fund's management has been in place for 29.15 years.
- Style: The fund has landed in its primary style box — Mid-Cap Blend — 91.43 % of the time over the past three years.
- Net Expense: The fund's expense ratio of 0.13 is 88.39% lower than the Real Estate category average.

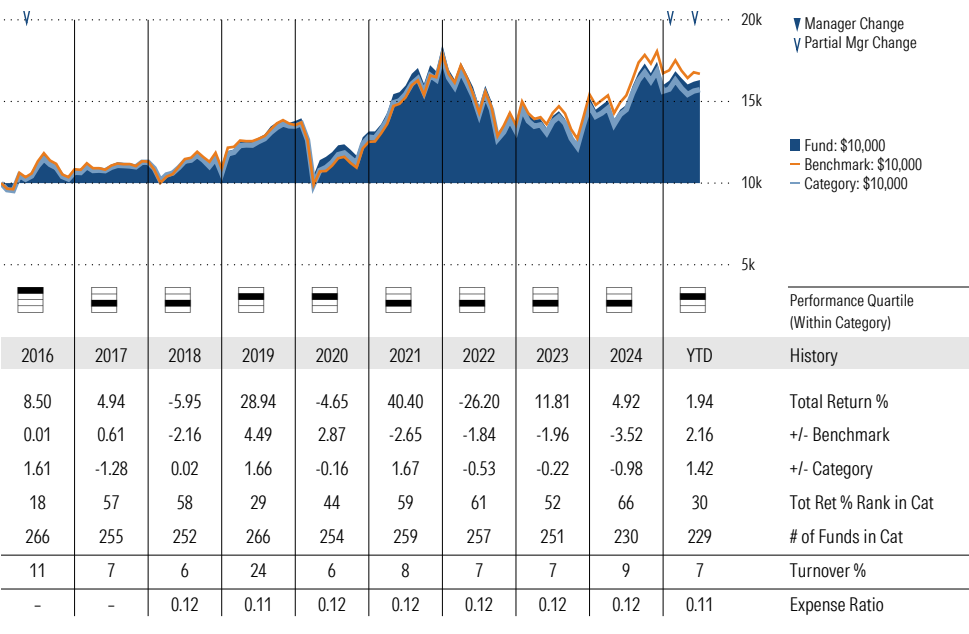
Morningstar Investment Management LLC Analysis

This fund passes all of Morningstar Investment Management's quantitative screens. Morningstar Investment Management has also assessed the fund from a qualitative perspective and, as a fiduciary, is comfortable recommending the fund's use in retirement plans.

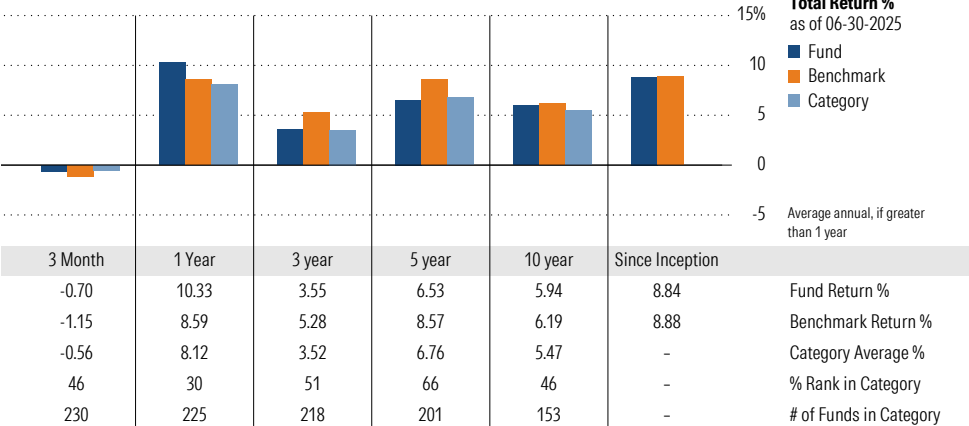
ESG Metrics

Metric	Rating	Updated
Sustainability Rating	2	05-31-2025
Carbon Risk Score	Low Risk	12-31-2022
ESG Commitment	1-Low	02-15-2022

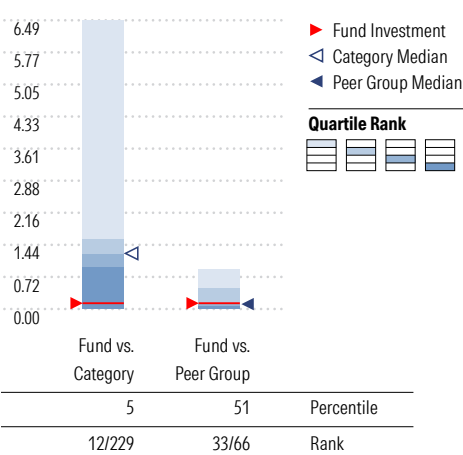
Growth of \$10,000



Trailing Performance



Net Expense



Peer group is a subset of the category and includes funds with the same management style (active vs. passive) and similar share class characteristics.

3-Year Risk Metrics

	Fund	Bmark	Cat
Alpha	-1.72	-	-1.55
Beta	1.03	-	0.97
R-Squared	98.39	-	94.40
Standard Deviation	20.28	19.53	19.40
Sharpe Ratio	0.03	0.11	-0.01
Tracking Error	2.64	-	4.03
Information Ratio	-0.66	-	-0.51
Up Capture Ratio	98.14	-	92.49
Down Capture Ratio	104.05	-	97.96

Portfolio Metrics

	Fund	Bmark	Cat
Price/Earnings Ratio	32.95	38.46	33.65
Price/Book Ratio	2.33	2.42	2.65
Geom Avg Mkt Cap \$B	26.63	9.35	35.74
ROE	12.70	9.56	14.21

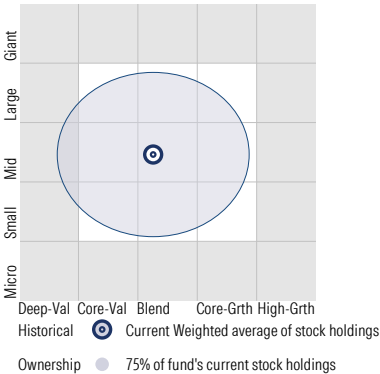
# Vanguard Real Estate Index Admiral VGSLX

Morningstar Category  
Real Estate

Morningstar Index  
S&P United States REIT TR USD

Style Analysis as of 06-30-2025

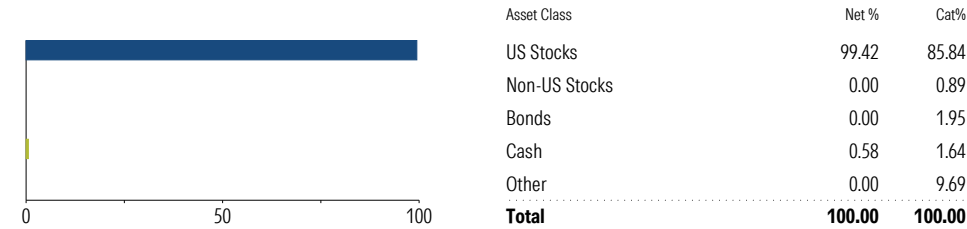
Morningstar Style Box™



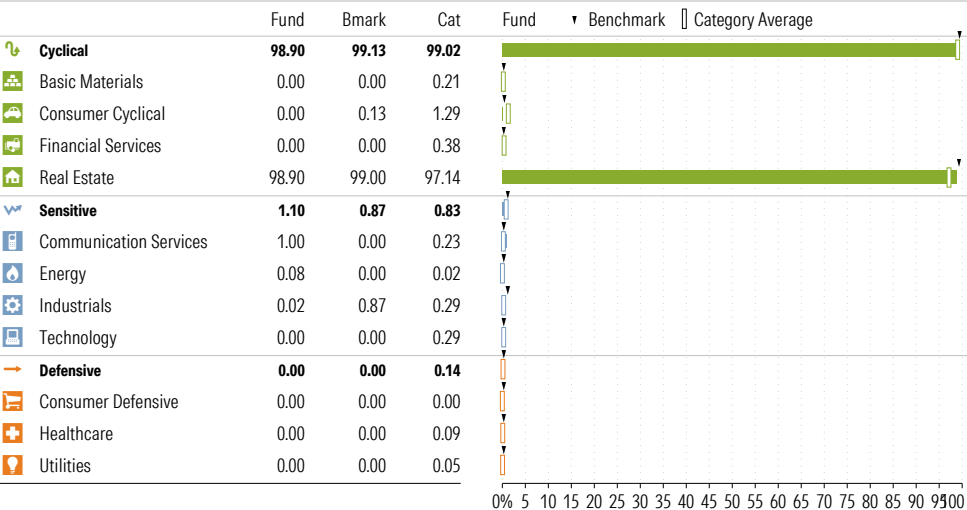
Style Breakdown



Asset Allocation as of 06-30-2025



Sector Weighting as of 06-30-2025



Top 15 Holdings as of 06-30-2025

Name	% Net Asset	Cumulative %	YTD Return %	Morningstar Sector
Vanguard Real Estate II Index	14.34	14.34	-	-
⊖ Prologis Inc	5.86	20.20	1.36	Real Estate
⊖ American Tower Corp	5.85	26.06	22.36	Real Estate
⊕ Welltower Inc	5.71	31.76	23.04	Real Estate
⊕ Equinix Inc	5.06	36.83	-14.64	Real Estate
⊕ Digital Realty Trust Inc	3.36	40.19	-0.32	Real Estate
⊖ Simon Property Group Inc	3.10	43.29	-4.21	Real Estate
⊕ Realty Income Corp	2.94	46.23	10.86	Real Estate
⊖ Public Storage	2.84	49.06	-0.01	Real Estate
⊖ Crown Castle Inc	2.51	51.57	16.08	Real Estate
⊖ CBRE Group Inc Class A	2.18	53.75	6.73	Real Estate
⊖ Extra Space Storage Inc	1.87	55.62	0.72	Real Estate
⊖ CoStar Group Inc	1.81	57.43	12.31	Real Estate
⊖ VICI Properties Inc Ordinary Shares	1.78	59.21	14.57	Real Estate
⊖ AvalonBay Communities Inc	1.71	60.93	-5.90	Real Estate

Total Holdings 162

⊕ Increase ⊖ Decrease ✱ New to Portfolio

Vanguard Target Retirement 2020 Fund VTWNX

Morningstar Category Target-Date 2020  
Morningstar Index Morningstar Lifetime Mod 2020 TR USD

Portfolio Manager(s)

Walter Nejman since 02-2013  
Aur lie Denis since 02-2023  
Michael Roach since 02-2023  
Roger Aliaga-Diaz since 02-2023

Quantitative Screens

- Performance: The fund has finished in the Target-Date 2020 category's top three quartiles in 10 of the 10 years it's been in existence.
- Management: The fund's management has been in place for 12.36 years.
- Style: The fund has landed in its primary style box — Large Blend — 100 % of the time over the past three years.
- Net Expense: The fund's expense ratio of 0.08 is 84% lower than the Target-Date 2020 category average.

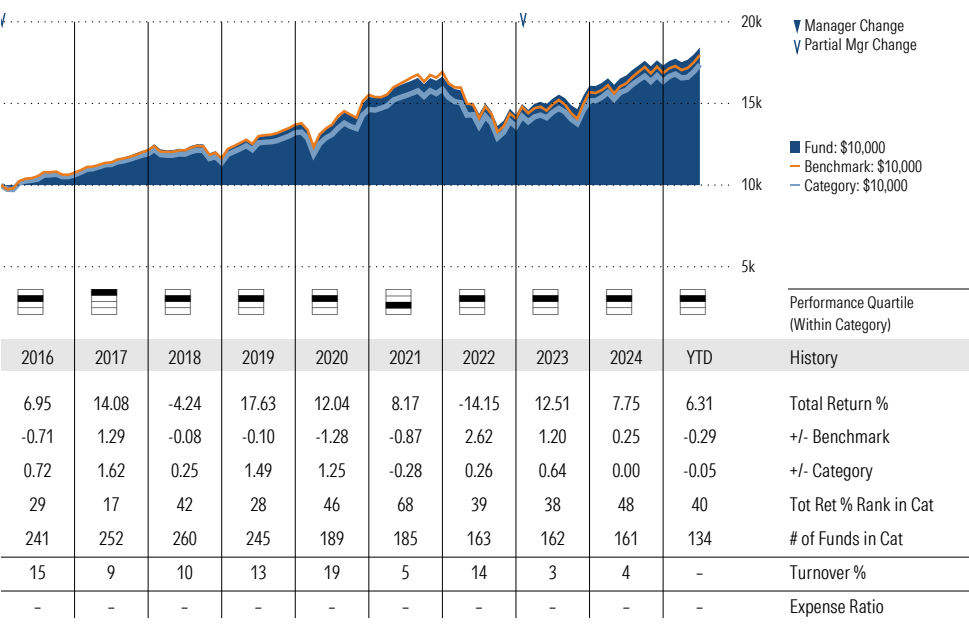
Morningstar Investment Management LLC Analysis

This fund passes all of Morningstar Investment Management's quantitative screens. Morningstar Investment Management has also assessed the fund from a qualitative perspective and, as a fiduciary, is comfortable recommending the fund's use in retirement plans.

ESG Metrics

Metric	Rating	Updated
Sustainability Rating	4	05-31-2025
ESG Commitment	1-Low	02-15-2022

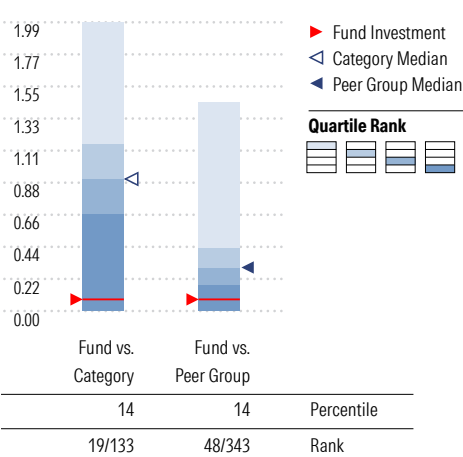
Growth of \$10,000



Trailing Performance



Net Expense



Peer group is a subset of the category and includes funds with the same management style (active vs. passive) and similar share class characteristics.

3-Year Risk Metrics

	Fund	Bmark	Cat
Alpha	1.29	-	0.87
Beta	0.86	-	0.91
R-Squared	99.07	-	98.57
Standard Deviation	9.14	10.55	9.67
Sharpe Ratio	0.43	0.37	0.41
Tracking Error	1.70	-	1.59
Information Ratio	0.15	-	0.17
Up Capture Ratio	90.95	-	94.46
Down Capture Ratio	83.02	-	89.33

Portfolio Metrics

	Fund	Bmark	Cat
Price/Earnings Ratio	20.04	21.83	21.57
Price/Book Ratio	2.62	2.98	2.92
Avg Eff Duration	5.39	-	4.58

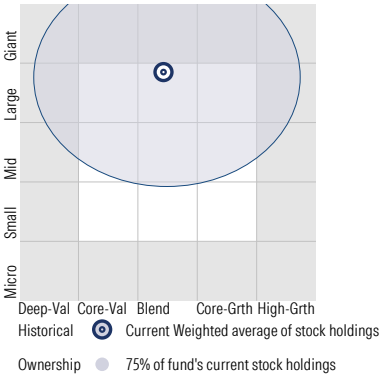
# Vanguard Target Retirement 2020 Fund VTWNX

Morningstar Category  
Target-Date 2020

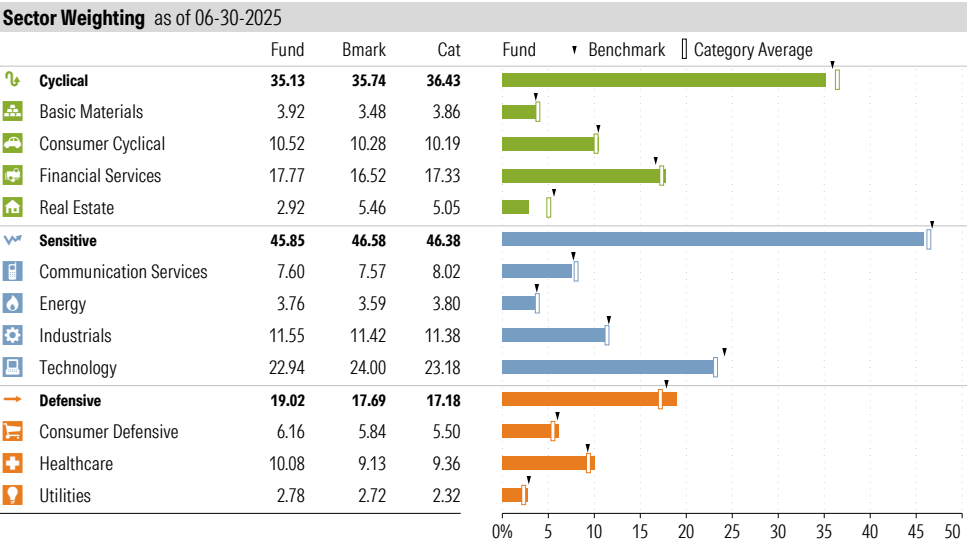
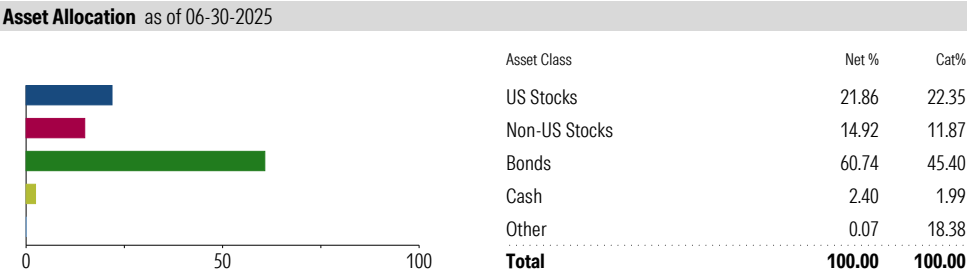
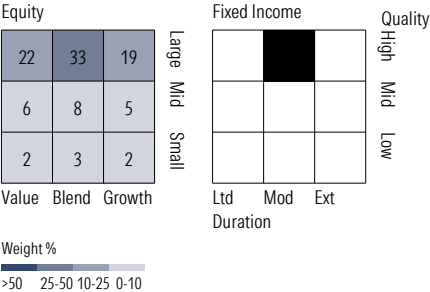
Morningstar Index  
Morningstar Lifetime Mod 2020 TR USD

## Style Analysis as of 06-30-2025

Morningstar Style Box™



### Style Breakdown



## Top 7 Holdings as of 06-30-2025

Name	Maturity Date	% Net Asset	Cumulative %	YTD Return %	Morningstar Sector
⊕ Vanguard Total Bond Market II Idx Inv	-	33.70	33.70	-	-
⊖ Vanguard Total Stock Mkt Idx Instl Pls	-	22.02	55.72	-	-
⊖ Vanguard Total Intl Stock Index Inv	-	15.26	70.98	-	-
⊖ Vanguard Total Intl Bd II Idx Instl	-	14.57	85.55	-	-
⊖ Vanguard Shrt-Term Infl-Prot Sec Idx Adm	-	13.81	99.36	-	-
⊕ Mktliq 12/31/2049	-	0.63	99.99	-	-
⊕ Us Dollar	-	0.01	100.00	-	-

### Total Holdings 7

⊕ Increase ⊖ Decrease ✱ New to Portfolio

# Vanguard Target Retirement 2025 Fund VTTVX

Morningstar Category  
Target-Date 2025

Morningstar Index  
Morningstar Lifetime Mod 2025 TR USD

Portfolio Manager(s)

Walter Nejman since 02-2013  
Aur lie Denis since 02-2023  
Michael Roach since 02-2023  
Roger Aliaga-Diaz since 02-2023

Quantitative Screens

- Performance: The fund has finished in the Target-Date 2025 category's top three quartiles in 10 of the 10 years it's been in existence.
- Management: The fund's management has been in place for 12.36 years.
- Style: The fund has landed in its primary style box — Large Blend — 100 % of the time over the past three years.
- Net Expense: The fund's expense ratio of 0.08 is 85.96% lower than the Target-Date 2025 category average.

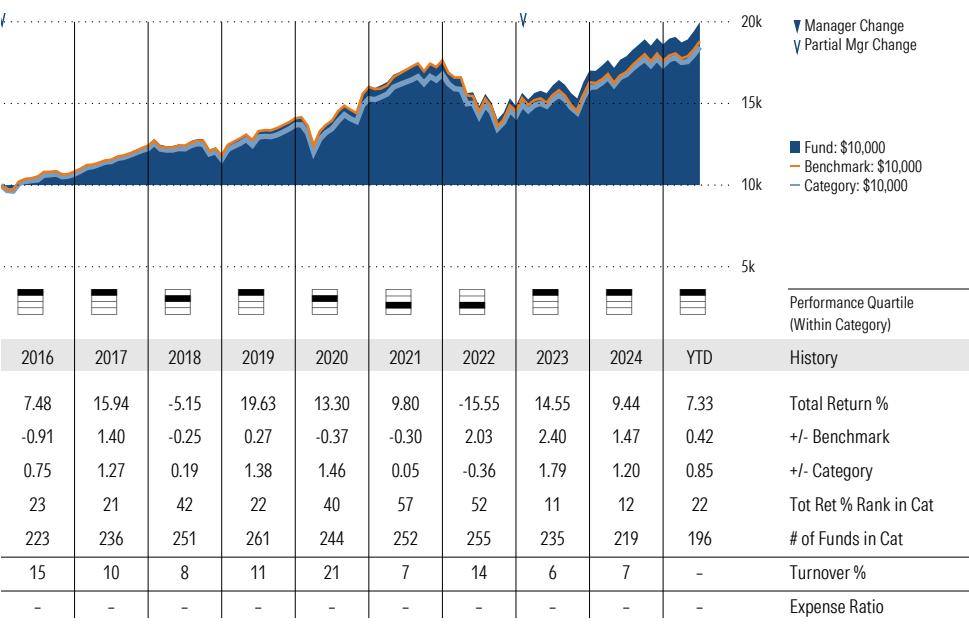
Morningstar Investment Management LLC Analysis

This fund passes all of Morningstar Investment Management's quantitative screens. Morningstar Investment Management has also assessed the fund from a qualitative perspective and, as a fiduciary, is comfortable recommending the fund's use in retirement plans.

ESG Metrics

Metric	Rating	Updated
Sustainability Rating	3	05-31-2025
Carbon Risk Score	Low Risk	12-31-2022
ESG Commitment	1-Low	02-15-2022

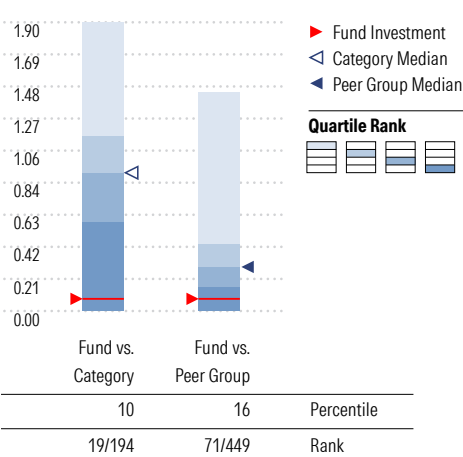
Growth of \$10,000



Trailing Performance



Net Expense



Peer group is a subset of the category and includes funds with the same management style (active vs. passive) and similar share class characteristics.

3-Year Risk Metrics

	Fund	Bmark	Cat
Alpha	1.88	-	1.13
Beta	0.92	-	0.88
R-Squared	98.96	-	97.96
Standard Deviation	10.54	11.35	10.05
Sharpe Ratio	0.54	0.40	0.45
Tracking Error	1.38	-	2.02
Information Ratio	1.00	-	0.21
Up Capture Ratio	99.07	-	91.70
Down Capture Ratio	88.61	-	85.42

Portfolio Metrics

	Fund	Bmark	Cat
Price/Earnings Ratio	20.06	21.67	20.35
Price/Book Ratio	2.63	2.94	2.96
Avg Eff Duration	5.65	-	3.85

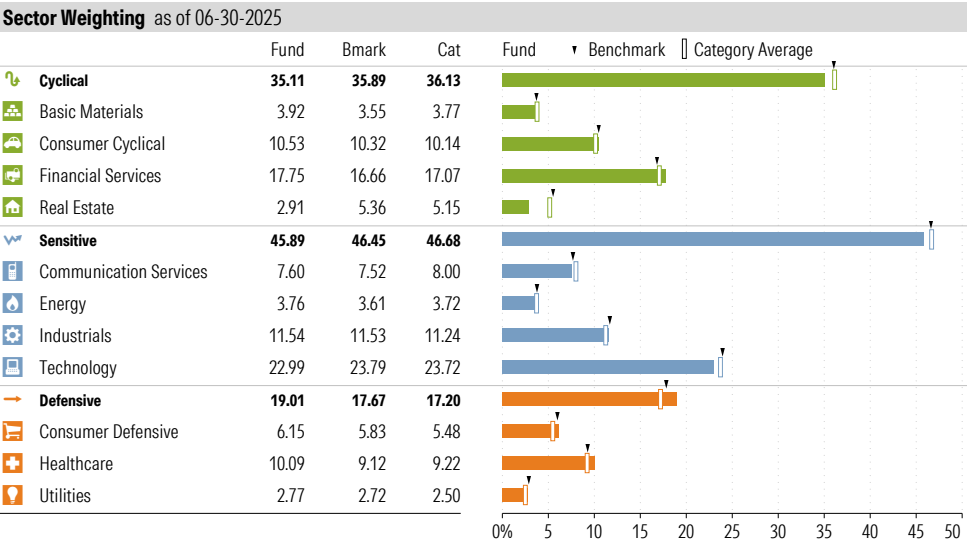
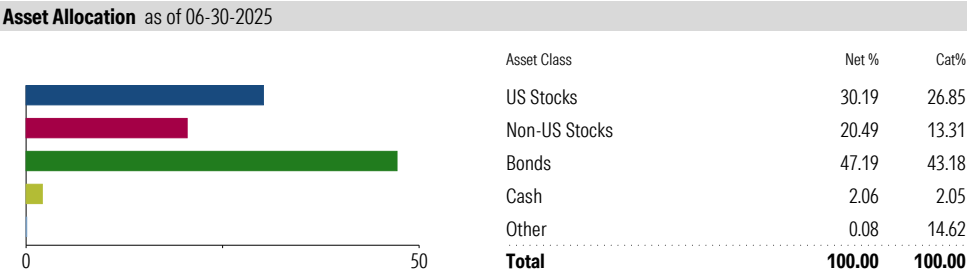
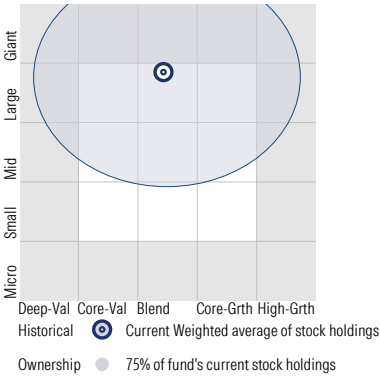
# Vanguard Target Retirement 2025 Fund VTTVX

Morningstar Category  
Target-Date 2025

Morningstar Index  
Morningstar Lifetime Mod 2025 TR USD

## Style Analysis as of 06-30-2025

Morningstar Style Box™



### Top 7 Holdings as of 06-30-2025

Name	Maturity Date	% Net Asset	Cumulative %	YTD Return %	Morningstar Sector
⊖ Vanguard Total Stock Mkt Idx Instl Pls	-	30.41	30.41	-	-
⊕ Vanguard Total Bond Market II Idx Inv	-	28.40	58.81	-	-
⊖ Vanguard Total Intl Stock Index Inv	-	20.95	79.76	-	-
⊖ Vanguard Total Intl Bd II Idx Instl	-	12.54	92.30	-	-
⊖ Vanguard Shrt-Term Infl-Prot Sec Idx Adm	-	7.04	99.34	-	-
⊕ Mktliq 12/31/2049	-	0.66	100.00	-	-
⊕ Us Dollar	-	0.00	100.00	-	-

### Total Holdings 7

⊕ Increase ⊖ Decrease ✱ New to Portfolio



Vanguard Target Retirement 2030 Fund VTHRX

Morningstar Category Target-Date 2030  
Morningstar Index Morningstar Lifetime Mod 2030 TR USD

Portfolio Manager(s)

Walter Nejman since 02-2013  
Aur lie Denis since 02-2023  
Michael Roach since 02-2023  
Roger Aliaga-Diaz since 02-2023

Quantitative Screens

- Performance: The fund has finished in the Target-Date 2030 category's top three quartiles in 10 of the 10 years it's been in existence.
- Management: The fund's management has been in place for 12.36 years.
- Style: The fund has landed in its primary style box — Large Blend — 100 % of the time over the past three years.
- Net Expense: The fund's expense ratio of 0.08 is 85.96% lower than the Target-Date 2030 category average.

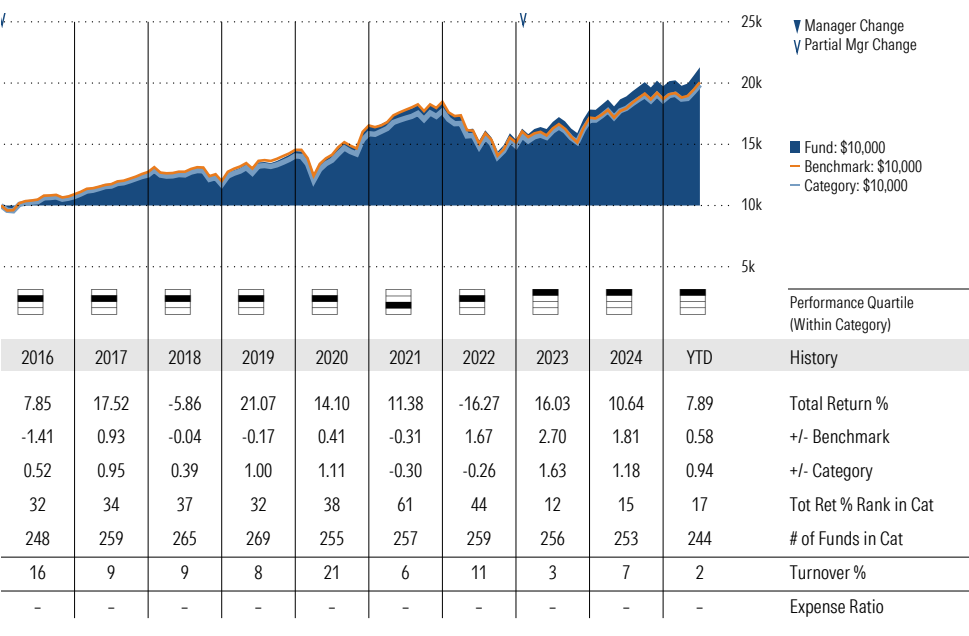
Morningstar Investment Management LLC Analysis

This fund passes all of Morningstar Investment Management's quantitative screens. Morningstar Investment Management has also assessed the fund from a qualitative perspective and, as a fiduciary, is comfortable recommending the fund's use in retirement plans.

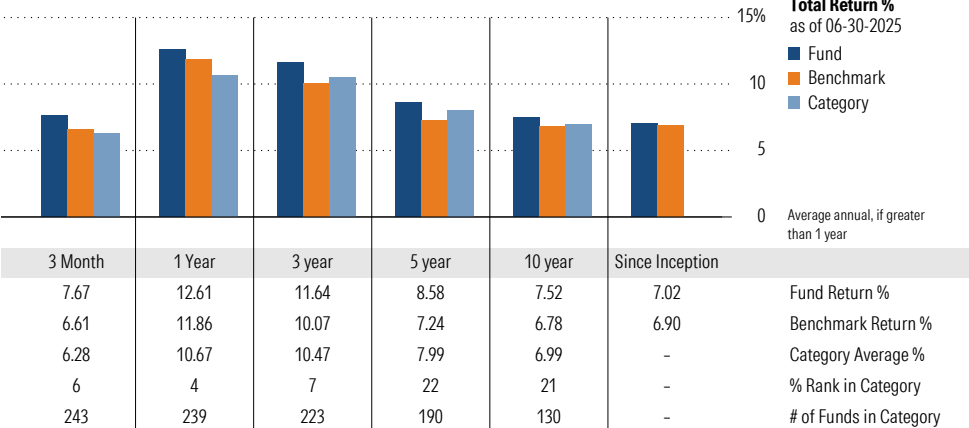
ESG Metrics

Metric	Rating	Updated
Sustainability Rating	3	05-31-2025
Carbon Risk Score	Low Risk	12-31-2022
ESG Commitment	1-Low	02-15-2022

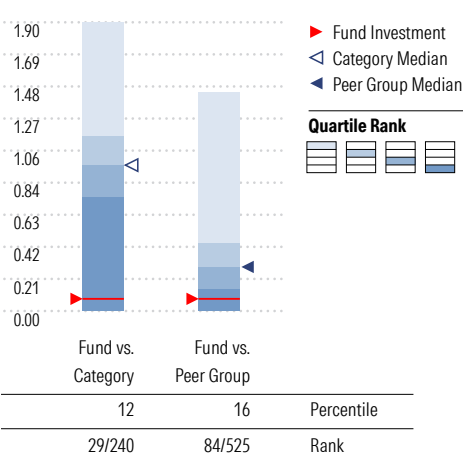
Growth of \$10,000



Trailing Performance



Net Expense



Peer group is a subset of the category and includes funds with the same management style (active vs. passive) and similar share class characteristics.

3-Year Risk Metrics

	Fund	Bmark	Cat
Alpha	1.93	-	1.14
Beta	0.95	-	0.91
R-Squared	98.91	-	98.24
Standard Deviation	11.54	12.15	11.16
Sharpe Ratio	0.60	0.46	0.52
Tracking Error	1.38	-	1.83
Information Ratio	1.14	-	0.31
Up Capture Ratio	100.87	-	94.81
Down Capture Ratio	91.00	-	88.93

Portfolio Metrics

	Fund	Bmark	Cat
Price/Earnings Ratio	20.06	21.51	20.98
Price/Book Ratio	2.63	2.89	3.02
Avg Eff Duration	6.17	-	4.59

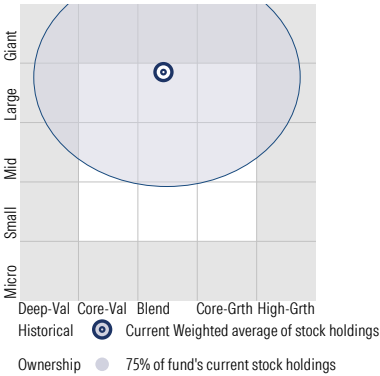
# Vanguard Target Retirement 2030 Fund VTHR

Morningstar Category  
Target-Date 2030

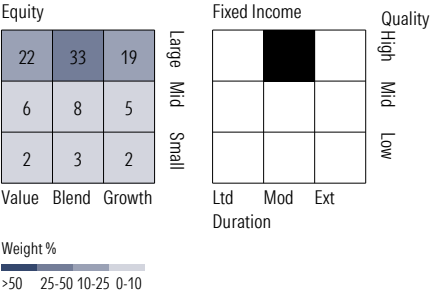
Morningstar Index  
Morningstar Lifetime Mod 2030 TR USD

## Style Analysis as of 06-30-2025

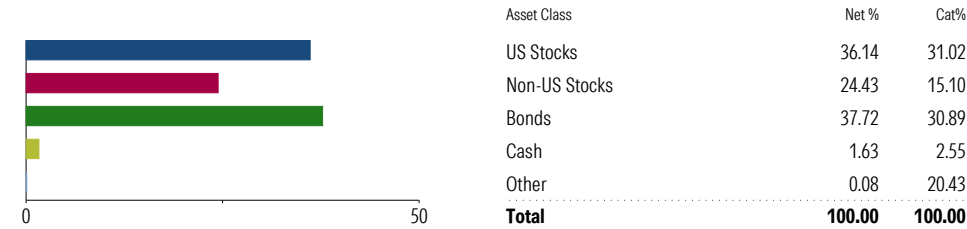
Morningstar Style Box™



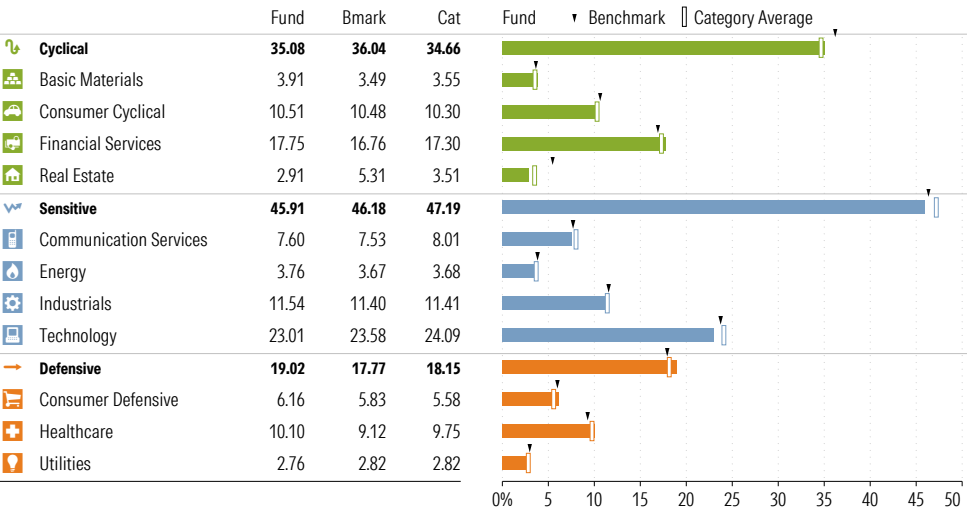
## Style Breakdown



## Asset Allocation as of 06-30-2025



## Sector Weighting as of 06-30-2025



## Top 6 Holdings as of 06-30-2025

Name	Maturity Date	% Net Asset	Cumulative %	YTD Return %	Morningstar Sector
⊖ Vanguard Total Stock Mkt Idx Instl Pls	-	36.41	36.41	-	-
⊕ Vanguard Total Bond Market II Idx Inv	-	26.44	62.84	-	-
⊖ Vanguard Total Intl Stock Index Inv	-	24.98	87.82	-	-
⊖ Vanguard Total Intl Bd II Idx Instl	-	11.52	99.34	-	-
⊕ Mktliq 12/31/2049	-	0.64	99.98	-	-
⊕ Us Dollar	-	0.02	100.00	-	-

## Total Holdings 6

⊕ Increase ⊖ Decrease ✱ New to Portfolio

# Vanguard Target Retirement 2035 Fund VTTHX

Morningstar Category  
Target-Date 2035

Morningstar Index  
Morningstar Lifetime Mod 2035 TR USD

Portfolio Manager(s)

Walter Nejman since 02-2013  
Aur lie Denis since 02-2023  
Michael Roach since 02-2023  
Roger Aliaga-Diaz since 02-2023

Quantitative Screens

- Performance: The fund has finished in the Target-Date 2035 category's top three quartiles in 9 of the 10 years it's been in existence.
- Management: The fund's management has been in place for 12.36 years.
- Style: The fund has landed in its primary style box — Large Blend — 96.97 % of the time over the past three years.
- Net Expense: The fund's expense ratio of 0.08 is 85.96% lower than the Target-Date 2035 category average.

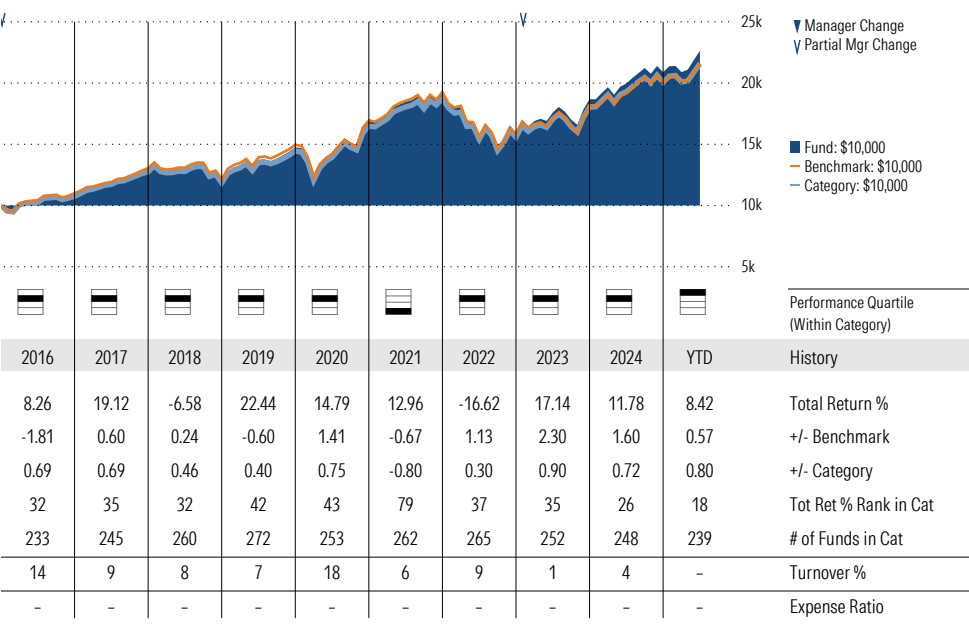
Morningstar Investment Management LLC Analysis

This fund passes all of Morningstar Investment Management's quantitative screens. Morningstar Investment Management has also assessed the fund from a qualitative perspective and, as a fiduciary, is comfortable recommending the fund's use in retirement plans.

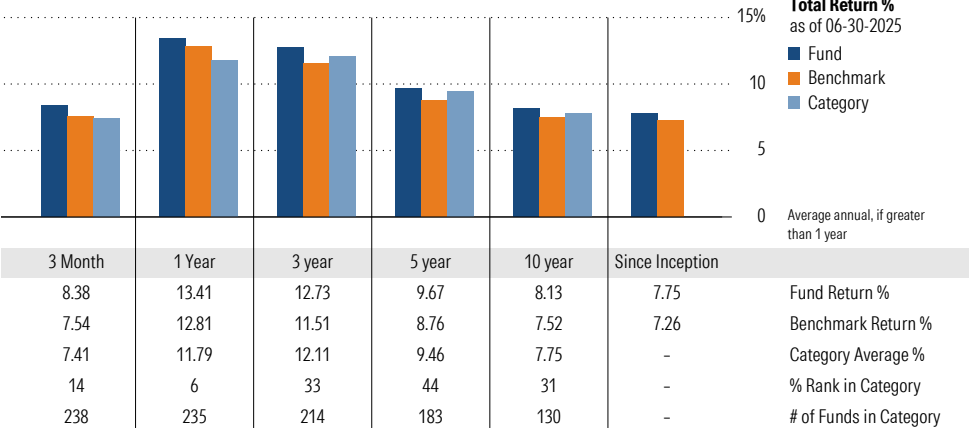
ESG Metrics

Metric	Rating	Updated
Sustainability Rating	3	05-31-2025
Carbon Risk Score	Low Risk	12-31-2022
ESG Commitment	1-Low	02-15-2022

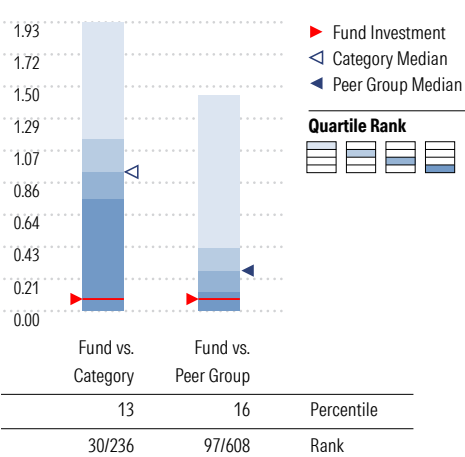
Growth of \$10,000



Trailing Performance



Net Expense



Peer group is a subset of the category and includes funds with the same management style (active vs. passive) and similar share class characteristics.

3-Year Risk Metrics

	Fund	Bmark	Cat
Alpha	1.72	-	1.13
Beta	0.94	-	0.94
R-Squared	98.98	-	98.11
Standard Deviation	12.24	12.96	12.32
Sharpe Ratio	0.65	0.54	0.60
Tracking Error	1.46	-	1.80
Information Ratio	0.83	-	0.38
Up Capture Ratio	98.98	-	97.43
Down Capture Ratio	90.64	-	91.91

Portfolio Metrics

	Fund	Bmark	Cat
Price/Earnings Ratio	20.06	21.34	21.68
Price/Book Ratio	2.63	2.85	3.01
Avg Eff Duration	6.17	-	5.56

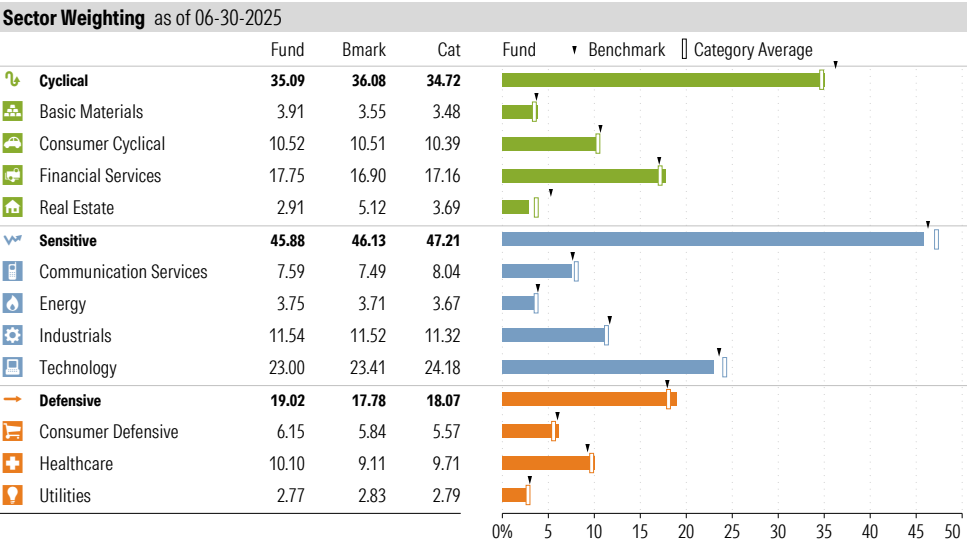
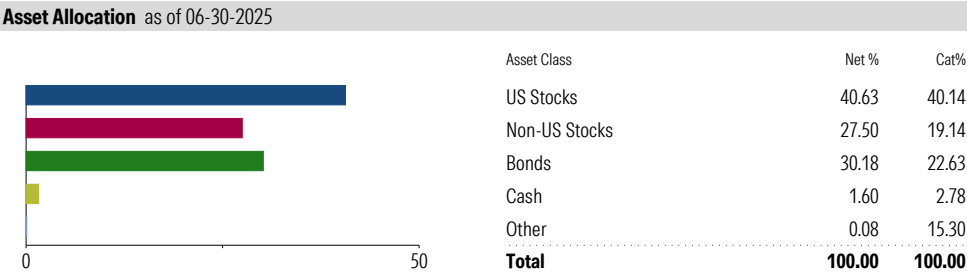
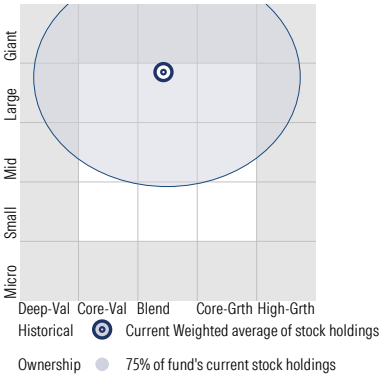
# Vanguard Target Retirement 2035 Fund VTTHX

Morningstar Category  
Target-Date 2035

Morningstar Index  
Morningstar Lifetime Mod 2035 TR USD

## Style Analysis as of 06-30-2025

Morningstar Style Box™



### Top 6 Holdings as of 06-30-2025

Name	Maturity Date	% Net Asset	Cumulative %	YTD Return %	Morningstar Sector
⊖ Vanguard Total Stock Mkt Idx Instl Pls	-	40.93	40.93	-	-
⊕ Vanguard Total Intl Stock Index Inv	-	28.12	69.06	-	-
⊕ Vanguard Total Bond Market II Idx Inv	-	21.07	90.12	-	-
⊕ Vanguard Total Intl Bd II Idx Instl	-	9.30	99.42	-	-
⊕ Mktliq 12/31/2049	-	0.58	100.00	-	-
⊕ Us Dollar	-	0.00	100.01	-	-

**Total Holdings 6**

⊕ Increase ⊖ Decrease ✱ New to Portfolio

Vanguard Target Retirement 2040 Fund VFORX

Morningstar Category  
Target-Date 2040

Morningstar Index  
Morningstar Lifetime Mod 2040 TR USD

Portfolio Manager(s)

Walter Nejman since 02-2013  
Aur lie Denis since 02-2023  
Michael Roach since 02-2023  
Roger Aliaga-Diaz since 02-2023

Quantitative Screens

- Performance: The fund has finished in the Target-Date 2040 category's top three quartiles in 9 of the 10 years it's been in existence.
- Management: The fund's management has been in place for 12.36 years.
- Style: The fund has landed in its primary style box — Large Blend — 96.97 % of the time over the past three years.
- Net Expense: The fund's expense ratio of 0.08 is 86.21% lower than the Target-Date 2040 category average.

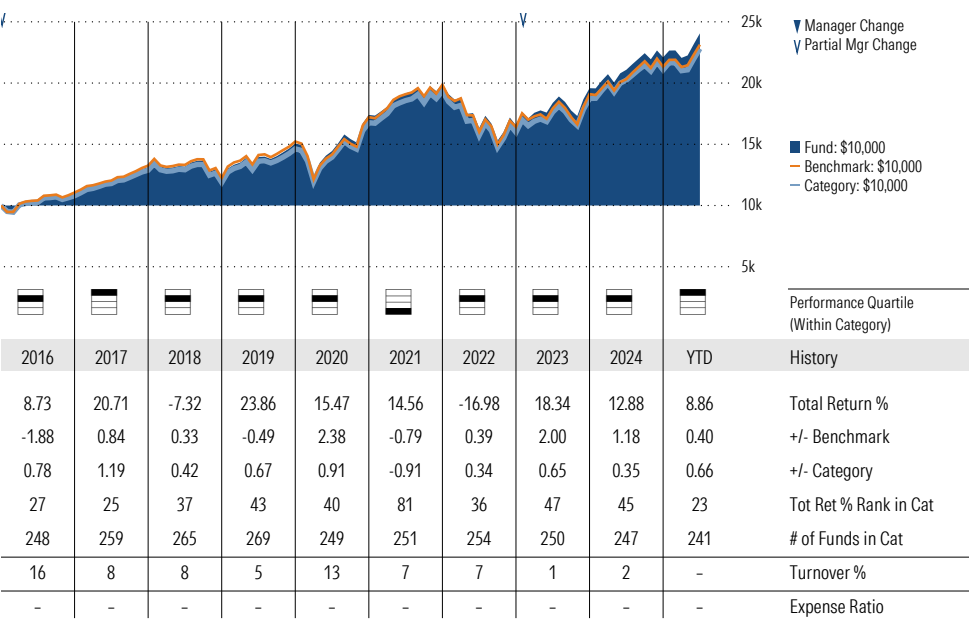
Morningstar Investment Management LLC Analysis

This fund passes all of Morningstar Investment Management's quantitative screens. Morningstar Investment Management has also assessed the fund from a qualitative perspective and, as a fiduciary, is comfortable recommending the fund's use in retirement plans.

ESG Metrics

Metric	Rating	Updated
Sustainability Rating	3	05-31-2025
Carbon Risk Score	Low Risk	12-31-2022
ESG Commitment	1-Low	02-15-2022

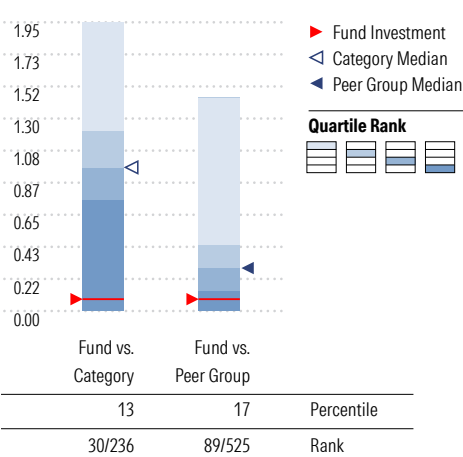
Growth of \$10,000



Trailing Performance



Net Expense



Peer group is a subset of the category and includes funds with the same management style (active vs. passive) and similar share class characteristics.

3-Year Risk Metrics

	Fund	Bmark	Cat
Alpha	1.38	-	0.92
Beta	0.94	-	0.96
R-Squared	98.99	-	98.10
Standard Deviation	12.93	13.71	13.32
Sharpe Ratio	0.70	0.62	0.67
Tracking Error	1.55	-	1.88
Information Ratio	0.48	-	0.30
Up Capture Ratio	97.63	-	98.60
Down Capture Ratio	91.33	-	94.32

Portfolio Metrics

	Fund	Bmark	Cat
Price/Earnings Ratio	20.06	21.16	21.57
Price/Book Ratio	2.63	2.82	2.97
Avg Eff Duration	6.18	-	6.14

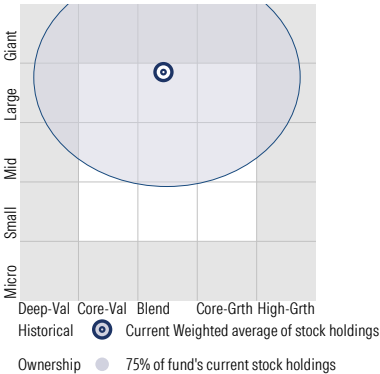
# Vanguard Target Retirement 2040 Fund VFORX

Morningstar Category  
Target-Date 2040

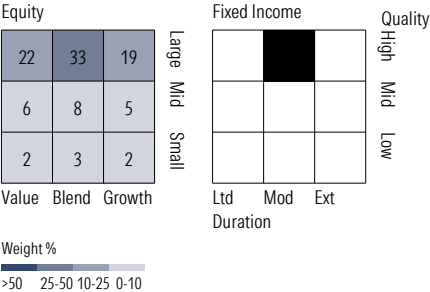
Morningstar Index  
Morningstar Lifetime Mod 2040 TR USD

## Style Analysis as of 06-30-2025

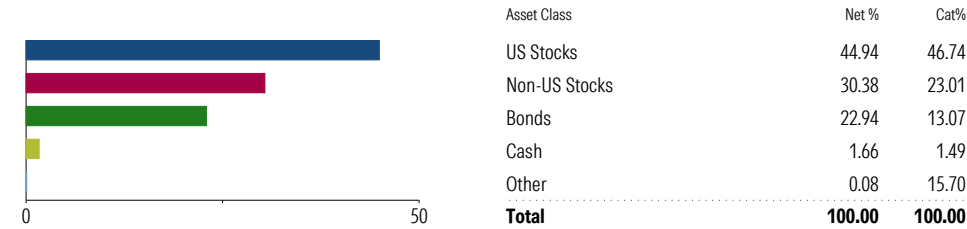
Morningstar Style Box™



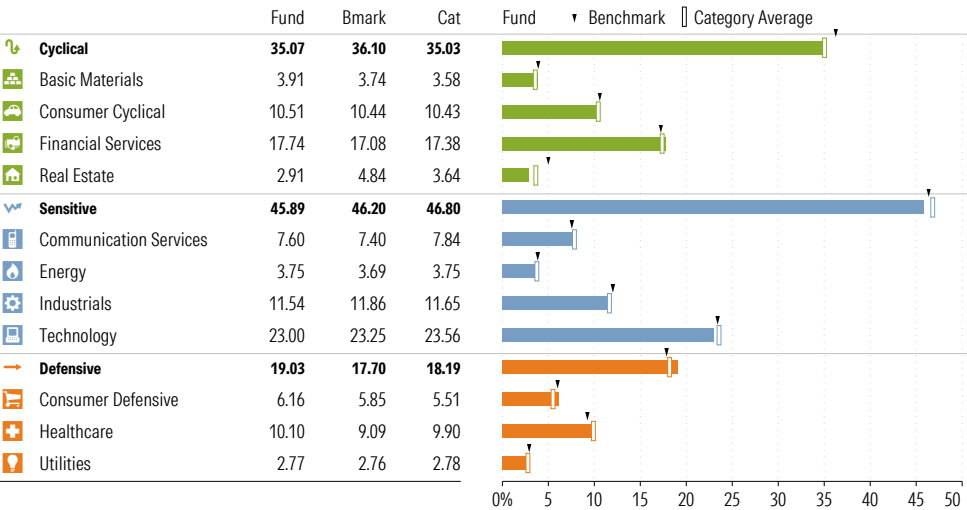
## Style Breakdown



## Asset Allocation as of 06-30-2025



## Sector Weighting as of 06-30-2025



## Top 6 Holdings as of 06-30-2025

Name	Maturity Date	% Net Asset	Cumulative %	YTD Return %	Morningstar Sector
⊕ Vanguard Total Stock Mkt Idx Instl Pls	-	45.27	45.27	-	-
⊕ Vanguard Total Intl Stock Index Inv	-	31.07	76.34	-	-
⊕ Vanguard Total Bond Market II Idx Inv	-	15.92	92.26	-	-
⊕ Vanguard Total Intl Bd II Idx Instl	-	7.16	99.42	-	-
⊕ Mktliq 12/31/2049	-	0.56	99.99	-	-
⊕ Us Dollar	-	0.01	100.00	-	-

## Total Holdings 6

⊕ Increase ⊖ Decrease ✱ New to Portfolio

Vanguard Target Retirement 2045 Fund VTIVX

Morningstar Category Target-Date 2045  
Morningstar Index Morningstar Lifetime Mod 2045 TR USD

Portfolio Manager(s)

Walter Nejman since 02-2013  
Aur lie Denis since 02-2023  
Michael Roach since 02-2023  
Roger Aliaga-Diaz since 02-2023

Quantitative Screens

- Performance: The fund has finished in the Target-Date 2045 category's top three quartiles in 10 of the 10 years it's been in existence.
- Management: The fund's management has been in place for 12.36 years.
- Style: The fund has landed in its primary style box — Large Blend — 96.97 % of the time over the past three years.
- Net Expense: The fund's expense ratio of 0.08 is 86.21% lower than the Target-Date 2045 category average.

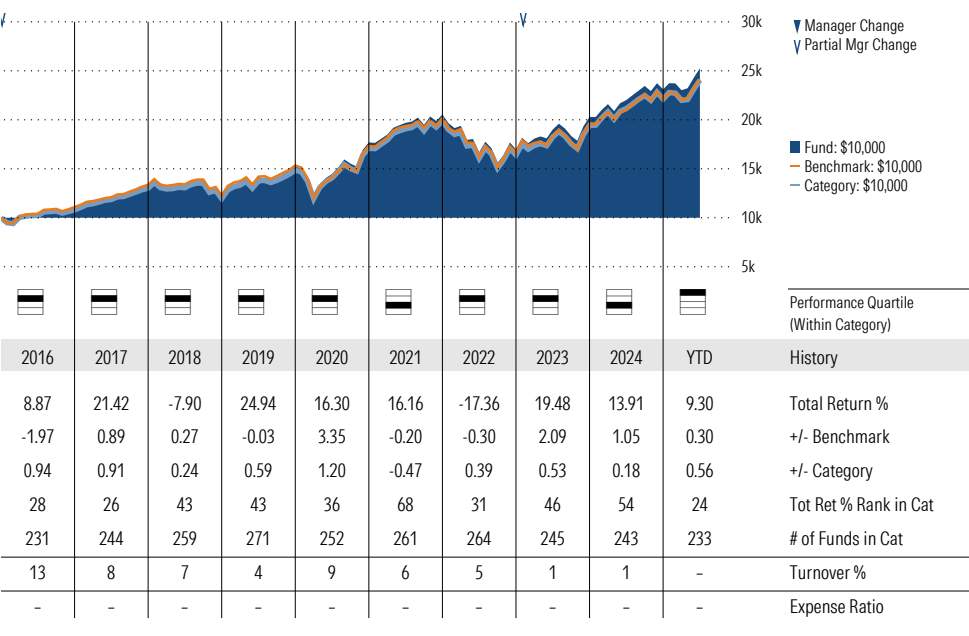
Morningstar Investment Management LLC Analysis

This fund passes all of Morningstar Investment Management's quantitative screens. Morningstar Investment Management has also assessed the fund from a qualitative perspective and, as a fiduciary, is comfortable recommending the fund's use in retirement plans.

ESG Metrics

Metric	Rating	Updated
Sustainability Rating	3	05-31-2025
Carbon Risk Score	Low Risk	12-31-2022
ESG Commitment	1-Low	02-15-2022

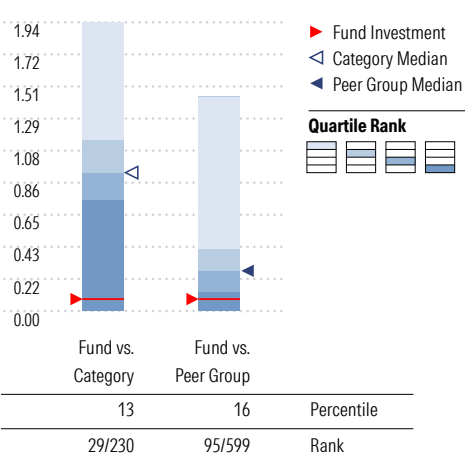
Growth of \$10,000



Trailing Performance



Net Expense



Peer group is a subset of the category and includes funds with the same management style (active vs. passive) and similar share class characteristics.

3-Year Risk Metrics

	Fund	Bmark	Cat
Alpha	1.18	-	0.70
Beta	0.95	-	0.97
R-Squared	98.94	-	98.10
Standard Deviation	13.65	14.28	13.99
Sharpe Ratio	0.74	0.67	0.70
Tracking Error	1.57	-	1.94
Information Ratio	0.41	-	0.19
Up Capture Ratio	98.05	-	98.96
Down Capture Ratio	92.78	-	95.99

Portfolio Metrics

	Fund	Bmark	Cat
Price/Earnings Ratio	20.01	21.00	21.39
Price/Book Ratio	2.61	2.78	2.91
Avg Eff Duration	6.17	-	6.84

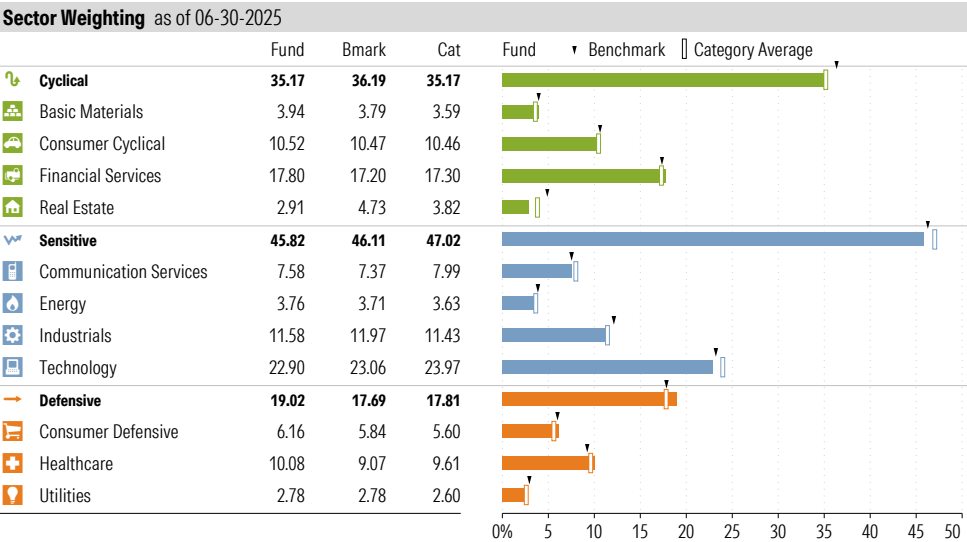
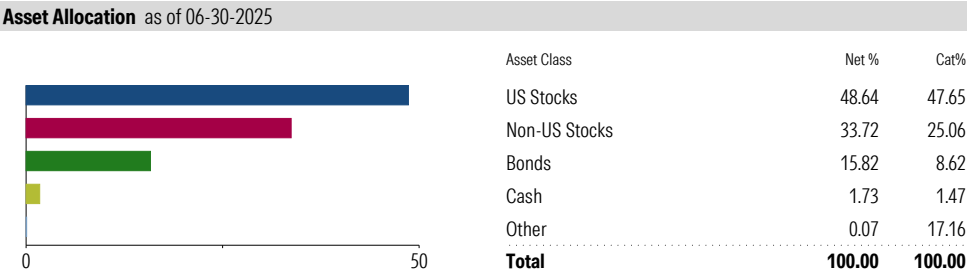
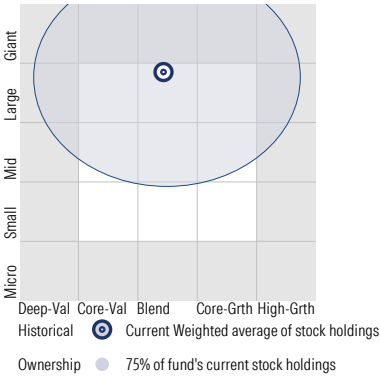
# Vanguard Target Retirement 2045 Fund VTIVX

Morningstar Category  
Target-Date 2045

Morningstar Index  
Morningstar Lifetime Mod 2045 TR USD

## Style Analysis as of 06-30-2025

Morningstar Style Box™



### Top 6 Holdings as of 06-30-2025

Name	Maturity Date	% Net Asset	Cumulative %	YTD Return %	Morningstar Sector
⊕ Vanguard Total Stock Mkt Idx Instl Pls	-	48.99	48.99	-	-
⊕ Vanguard Total Intl Stock Index Inv	-	34.49	83.48	-	-
⊕ Vanguard Total Bond Market II Idx Inv	-	11.05	94.53	-	-
⊕ Vanguard Total Intl Bd II Idx Instl	-	4.88	99.41	-	-
⊕ Mktliq 12/31/2049	-	0.59	100.00	-	-
⊕ Us Dollar	-	0.00	100.00	-	-

**Total Holdings 6**

⊕ Increase ⊖ Decrease ✱ New to Portfolio



Vanguard Target Retirement 2050 Fund VFIFX

Morningstar Category Target-Date 2050  
Morningstar Index Morningstar Lifetime Mod 2050 TR USD

Portfolio Manager(s)

Walter Nejman since 02-2013  
Aur lie Denis since 02-2023  
Michael Roach since 02-2023  
Roger Aliaga-Diaz since 02-2023

Quantitative Screens

- Performance: The fund has finished in the Target-Date 2050 category's top three quartiles in 10 of the 10 years it's been in existence.
- Management: The fund's management has been in place for 12.36 years.
- Style: The fund has landed in its primary style box — Large Blend — 100 % of the time over the past three years.
- Net Expense: The fund's expense ratio of 0.08 is 86.21% lower than the Target-Date 2050 category average.

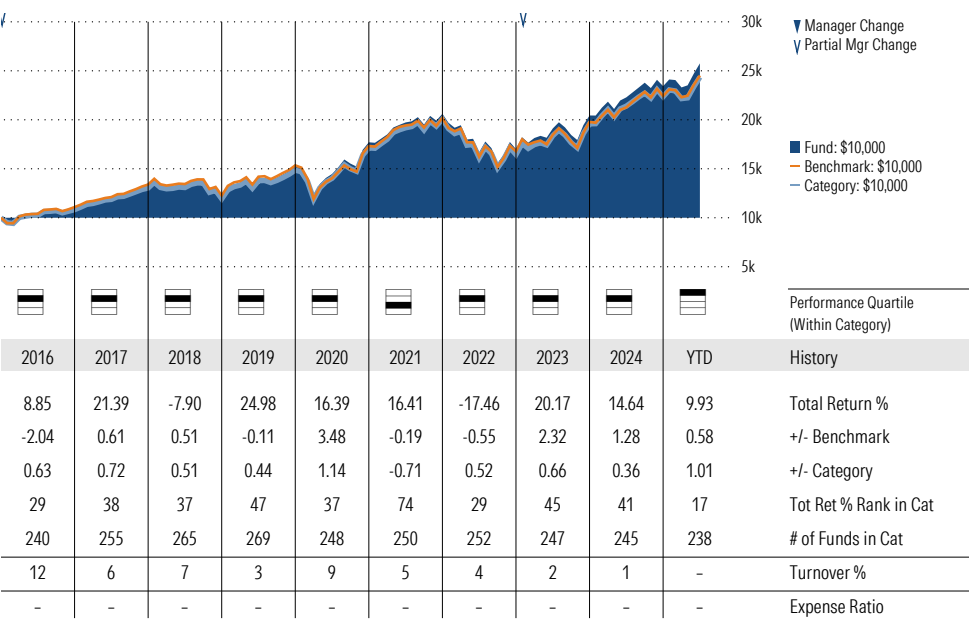
Morningstar Investment Management LLC Analysis

This fund passes all of Morningstar Investment Management's quantitative screens. Morningstar Investment Management has also assessed the fund from a qualitative perspective and, as a fiduciary, is comfortable recommending the fund's use in retirement plans.

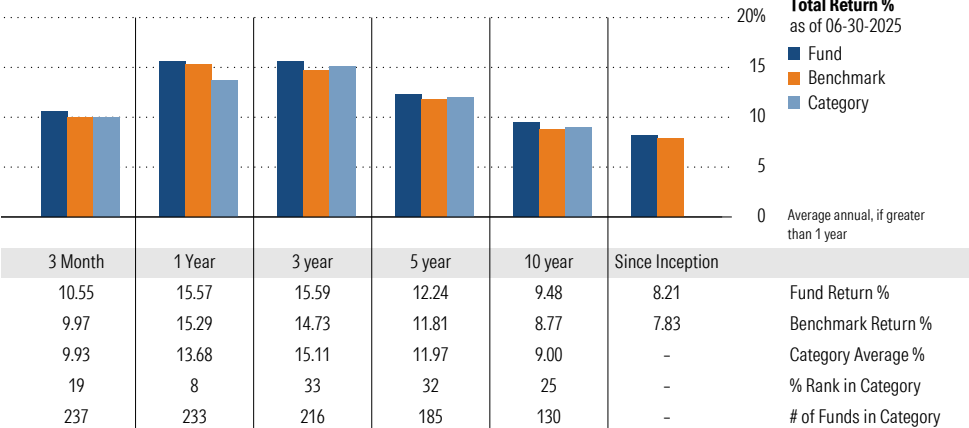
ESG Metrics

Metric	Rating	Updated
Sustainability Rating	3	05-31-2025
Carbon Risk Score	Low Risk	12-31-2022
ESG Commitment	1-Low	02-15-2022

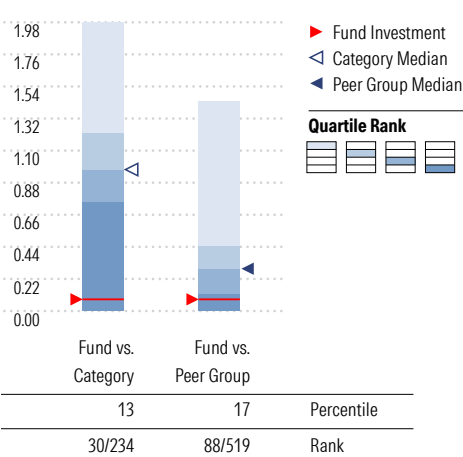
Growth of \$10,000



Trailing Performance



Net Expense



Peer group is a subset of the category and includes funds with the same management style (active vs. passive) and similar share class characteristics.

3-Year Risk Metrics

	Fund	Bmark	Cat
Alpha	1.24	-	0.64
Beta	0.96	-	0.98
R-Squared	98.89	-	98.03
Standard Deviation	14.10	14.56	14.40
Sharpe Ratio	0.76	0.69	0.72
Tracking Error	1.58	-	2.00
Information Ratio	0.54	-	0.19
Up Capture Ratio	99.43	-	99.61
Down Capture Ratio	94.16	-	97.03

Portfolio Metrics

	Fund	Bmark	Cat
Price/Earnings Ratio	20.02	20.86	21.24
Price/Book Ratio	2.62	2.74	2.91
Avg Eff Duration	6.18	-	8.40

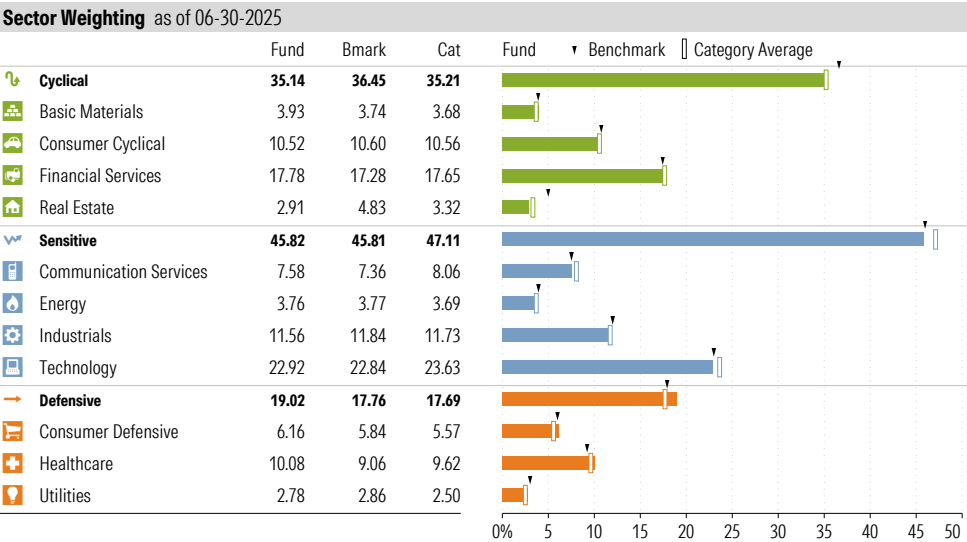
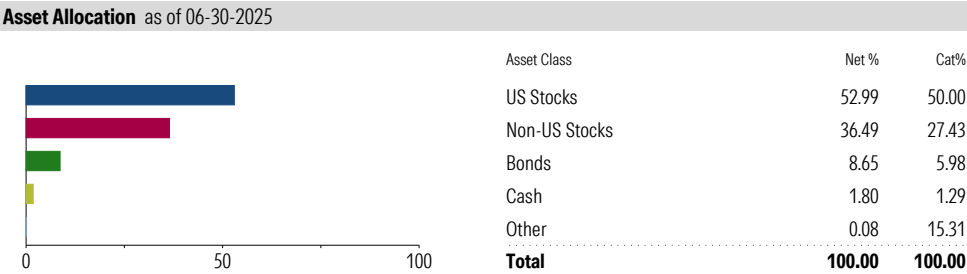
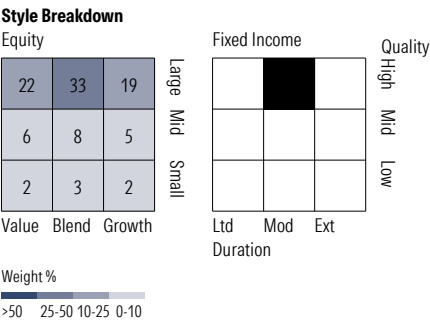
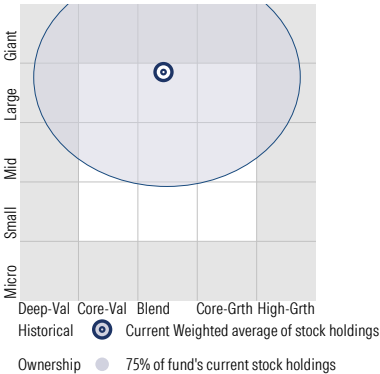
# Vanguard Target Retirement 2050 Fund VFIFX

Morningstar Category  
Target-Date 2050

Morningstar Index  
Morningstar Lifetime Mod 2050 TR USD

## Style Analysis as of 06-30-2025

Morningstar Style Box™



Top 6 Holdings as of 06-30-2025						
Name	Maturity Date	% Net Asset	Cumulative %	YTD Return %	Morningstar Sector	
⊕ Vanguard Total Stock Mkt Idx Instl Pls	-	53.38	53.38	-	-	
⊕ Vanguard Total Intl Stock Index Inv	-	37.32	90.69	-	-	
⊕ Vanguard Total Bond Market II Idx Inv	-	5.99	96.68	-	-	
⊖ Vanguard Total Intl Bd II Idx Instl	-	2.71	99.39	-	-	
⊕ Mktliq 12/31/2049	-	0.58	99.98	-	-	
⊕ Us Dollar	-	0.02	100.00	-	-	

**Total Holdings 6**

⊕ Increase ⊖ Decrease ✱ New to Portfolio

# Vanguard Target Retirement 2055 Fund VFFVX

Morningstar Category  
Target-Date 2055

Morningstar Index  
Morningstar Lifetime Mod 2055 TR USD

Portfolio Manager(s)

Walter Nejman since 02-2013  
Aur lie Denis since 02-2023  
Michael Roach since 02-2023  
Roger Aliaga-Diaz since 02-2023

Quantitative Screens

- Performance: The fund has finished in the Target-Date 2055 category's top three quartiles in 9 of the 10 years it's been in existence.
- Management: The fund's management has been in place for 12.36 years.
- Style: The fund has landed in its primary style box — Large Blend — 100 % of the time over the past three years.
- Net Expense: The fund's expense ratio of 0.08 is 86.44% lower than the Target-Date 2055 category average.

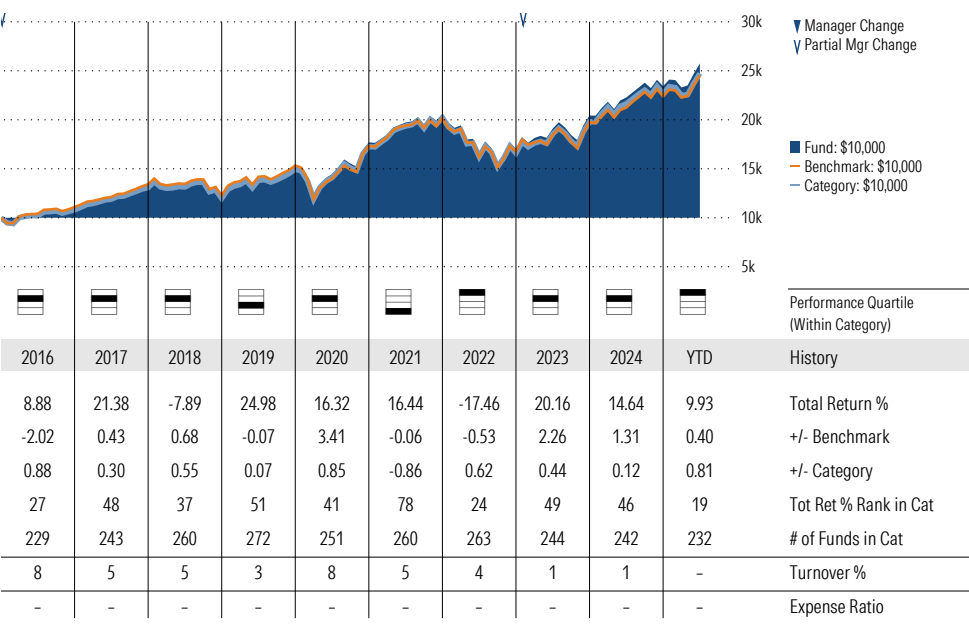
Morningstar Investment Management LLC Analysis

This fund passes all of Morningstar Investment Management's quantitative screens. Morningstar Investment Management has also assessed the fund from a qualitative perspective and, as a fiduciary, is comfortable recommending the fund's use in retirement plans.

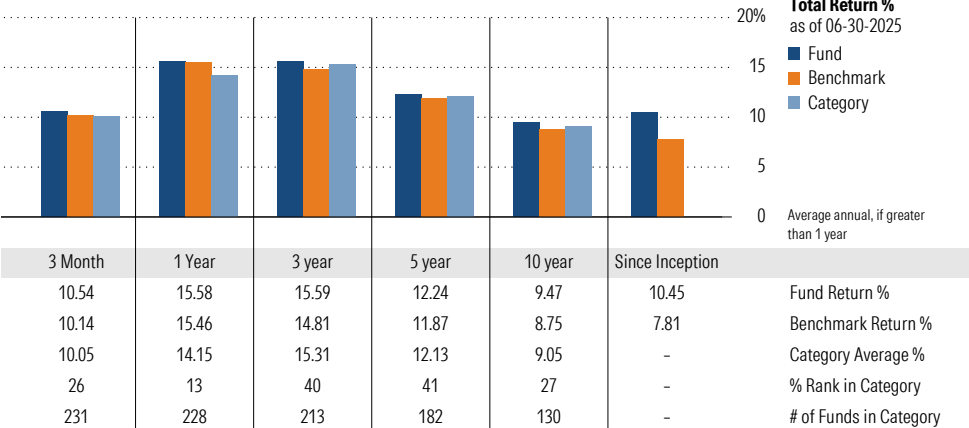
ESG Metrics

Metric	Rating	Updated
Sustainability Rating	3	05-31-2025
Carbon Risk Score	Low Risk	12-31-2022
ESG Commitment	1-Low	02-15-2022

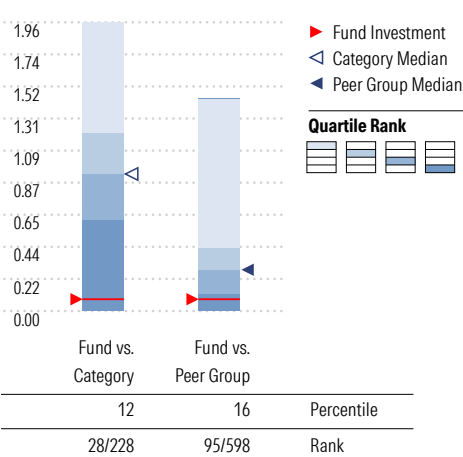
Growth of \$10,000



Trailing Performance



Net Expense



Peer group is a subset of the category and includes funds with the same management style (active vs. passive) and similar share class characteristics.

3-Year Risk Metrics

	Fund	Bmark	Cat
Alpha	1.25	-	0.75
Beta	0.96	-	0.98
R-Squared	98.87	-	97.99
Standard Deviation	14.11	14.65	14.55
Sharpe Ratio	0.76	0.69	0.73
Tracking Error	1.63	-	2.05
Information Ratio	0.48	-	0.25
Up Capture Ratio	98.88	-	100.26
Down Capture Ratio	93.59	-	97.25

Portfolio Metrics

	Fund	Bmark	Cat
Price/Earnings Ratio	20.02	20.72	21.32
Price/Book Ratio	2.62	2.70	2.91
Avg Eff Duration	6.18	-	8.96

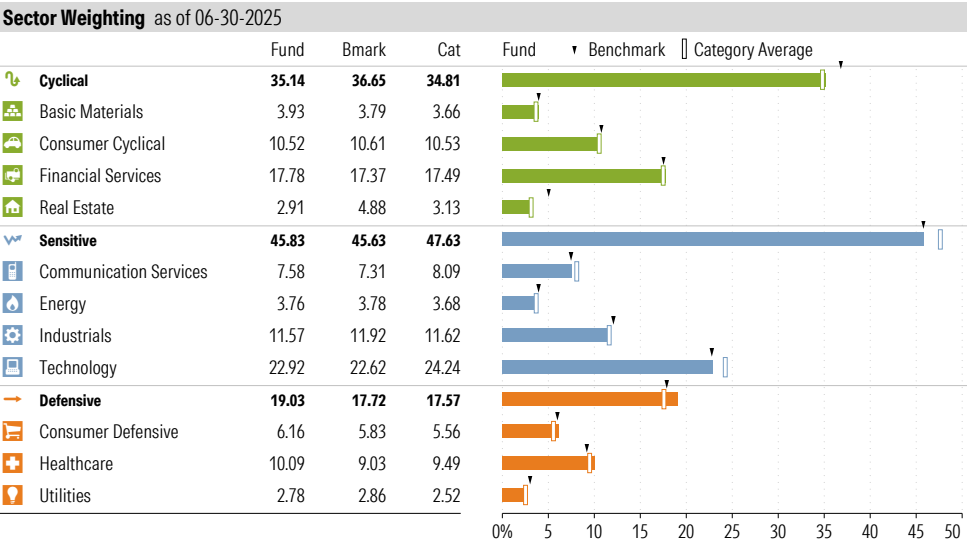
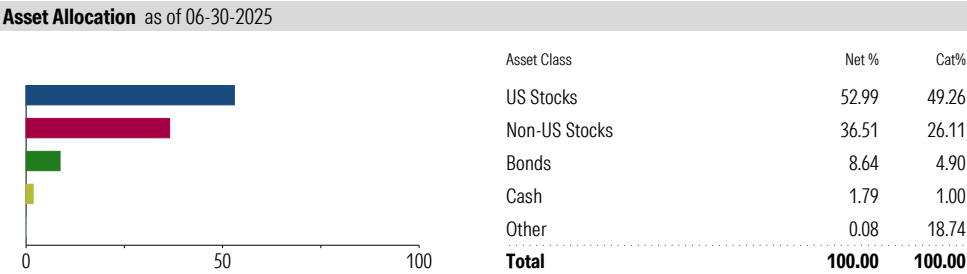
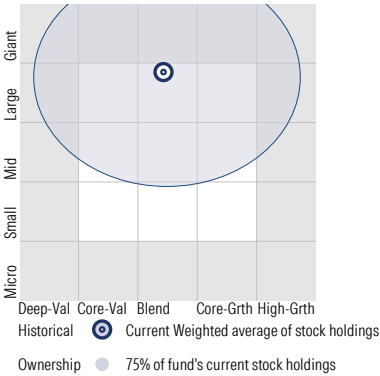
# Vanguard Target Retirement 2055 Fund VFFVX

Morningstar Category  
Target-Date 2055

Morningstar Index  
Morningstar Lifetime Mod 2055 TR USD

## Style Analysis as of 06-30-2025

Morningstar Style Box™



Top 6 Holdings as of 06-30-2025						
Name	Maturity Date	% Net Asset	Cumulative %	YTD Return %	Morningstar Sector	
⊕ Vanguard Total Stock Mkt Idx Instl Pls	-	53.38	53.38	-	-	
⊕ Vanguard Total Intl Stock Index Inv	-	37.33	90.71	-	-	
⊕ Vanguard Total Bond Market II Idx Inv	-	5.96	96.67	-	-	
⊖ Vanguard Total Intl Bd II Idx Instl	-	2.74	99.41	-	-	
⊕ Mktliq 12/31/2049	-	0.58	99.99	-	-	
⊕ Us Dollar	-	0.01	100.00	-	-	

**Total Holdings 6**

⊕ Increase ⊖ Decrease ✱ New to Portfolio

Vanguard Target Retirement 2060 Fund VTTSX

Morningstar Category Target-Date 2060  
Morningstar Index Morningstar Mod Tgt Risk TR USD

Portfolio Manager(s)

Walter Nejman since 02-2013  
Aur lie Denis since 02-2023  
Michael Roach since 02-2023  
Roger Aliaga-Diaz since 02-2023

Quantitative Screens

- Performance: The fund has finished in the Target-Date 2060 category's top three quartiles in 9 of the 10 years it's been in existence.
- Management: The fund's management has been in place for 12.36 years.
- Style: The fund has landed in its primary style box — Large Blend — 100 % of the time over the past three years.
- Net Expense: The fund's expense ratio of 0.08 is 86.44% lower than the Target-Date 2060 category average.

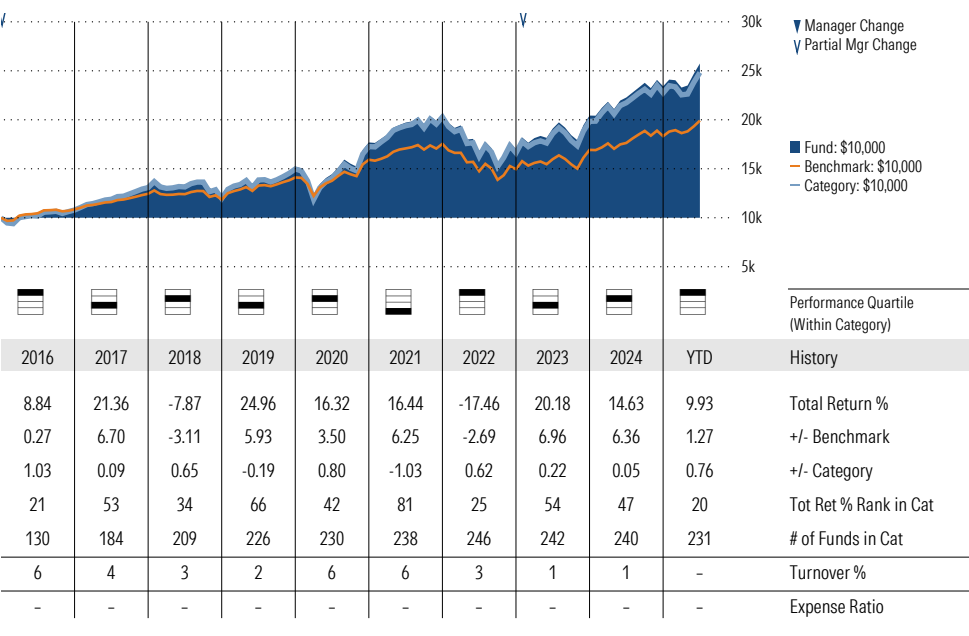
Morningstar Investment Management LLC Analysis

This fund passes all of Morningstar Investment Management's quantitative screens. Morningstar Investment Management has also assessed the fund from a qualitative perspective and, as a fiduciary, is comfortable recommending the fund's use in retirement plans.

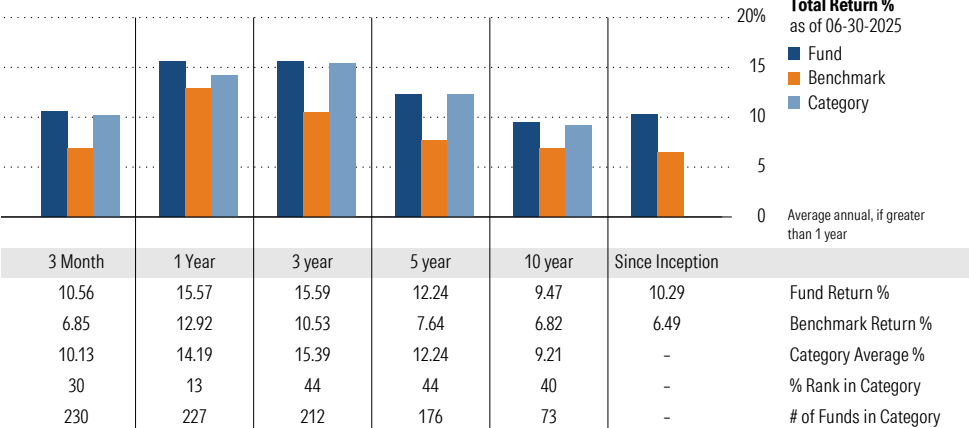
ESG Metrics

Metric	Rating	Updated
Sustainability Rating	3	05-31-2025
Carbon Risk Score	Low Risk	12-31-2022
ESG Commitment	1-Low	02-15-2022

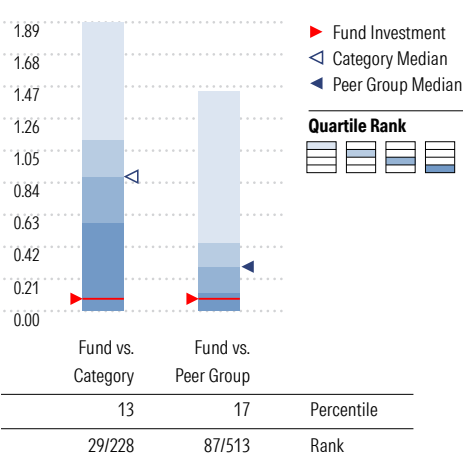
Growth of \$10,000



Trailing Performance



Net Expense



Peer group is a subset of the category and includes funds with the same management style (active vs. passive) and similar share class characteristics.

3-Year Risk Metrics

	Fund	Bmark	Cat
Alpha	2.63	-	2.25
Beta	1.21	-	1.24
R-Squared	96.23	-	94.40
Standard Deviation	14.10	11.45	14.62
Sharpe Ratio	0.76	0.52	0.74
Tracking Error	3.63	-	4.42
Information Ratio	1.39	-	1.12
Up Capture Ratio	129.17	-	131.21
Down Capture Ratio	115.35	-	119.62

Portfolio Metrics

	Fund	Bmark	Cat
Price/Earnings Ratio	20.02	20.19	21.30
Price/Book Ratio	2.62	2.52	2.92
Avg Eff Duration	6.18	-	7.28

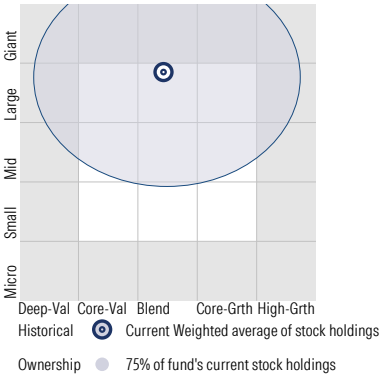
# Vanguard Target Retirement 2060 Fund VTTSX

Morningstar Category  
Target-Date 2060

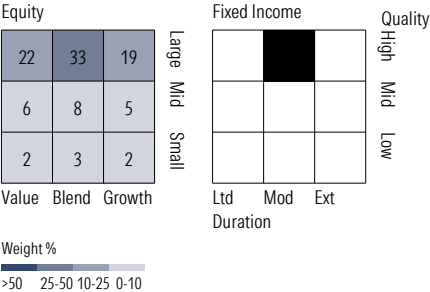
Morningstar Index  
Morningstar Mod Tgt Risk TR USD

## Style Analysis as of 06-30-2025

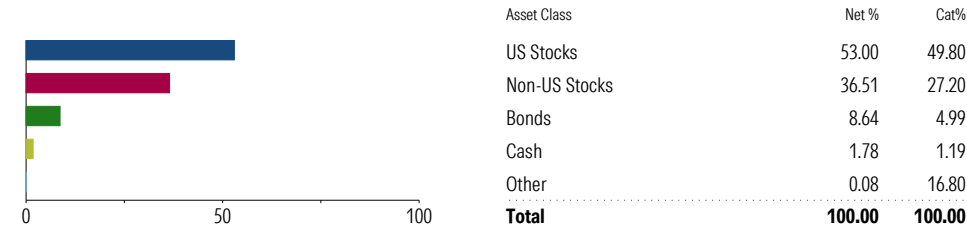
Morningstar Style Box™



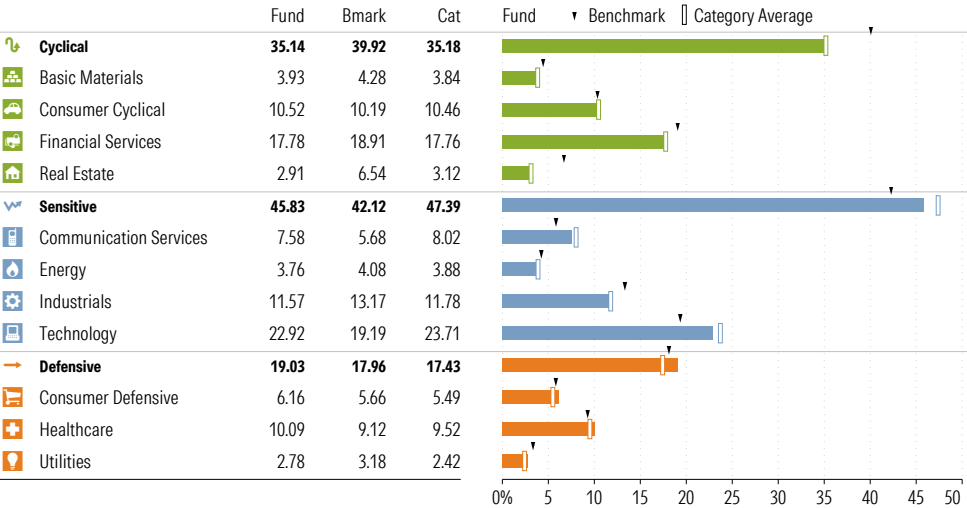
## Style Breakdown



## Asset Allocation as of 06-30-2025



## Sector Weighting as of 06-30-2025



## Top 6 Holdings as of 06-30-2025

Name	Maturity Date	% Net Asset	Cumulative %	YTD Return %	Morningstar Sector
⊕ Vanguard Total Stock Mkt Idx Instl Pls	-	53.38	53.38	-	-
⊕ Vanguard Total Intl Stock Index Inv	-	37.33	90.71	-	-
⊕ Vanguard Total Bond Market II Idx Inv	-	5.97	96.68	-	-
⊕ Vanguard Total Intl Bd II Idx Instl	-	2.74	99.42	-	-
⊕ Mktliq 12/31/2049	-	0.57	99.99	-	-
⊕ Us Dollar	-	0.01	100.00	-	-

## Total Holdings 6

⊕ Increase ⊖ Decrease ✱ New to Portfolio

# Vanguard Target Retirement 2065 Fund VLXVX

Morningstar Category  
Target-Date 2065+  
Morningstar Index  
Morningstar Mod Tgt Risk TR USD

## Portfolio Manager(s)

Walter Nejman since 07-2017  
Aur lie Denis since 02-2023  
Michael Roach since 02-2023  
Roger Aliaga-Diaz since 02-2023

## Quantitative Screens

- Performance: The fund has finished in the Target-Date 2065+ category's top three quartiles in 5 of the 7 years it's been in existence.
- Management: The fund's management has been in place for 7.97 years.
- Style: The fund has landed in its primary style box — Large Blend — 100 % of the time over the past three years.
- Net Expense: The fund's expense ratio of 0.08 is 85.96% lower than the Target-Date 2065+ category average.

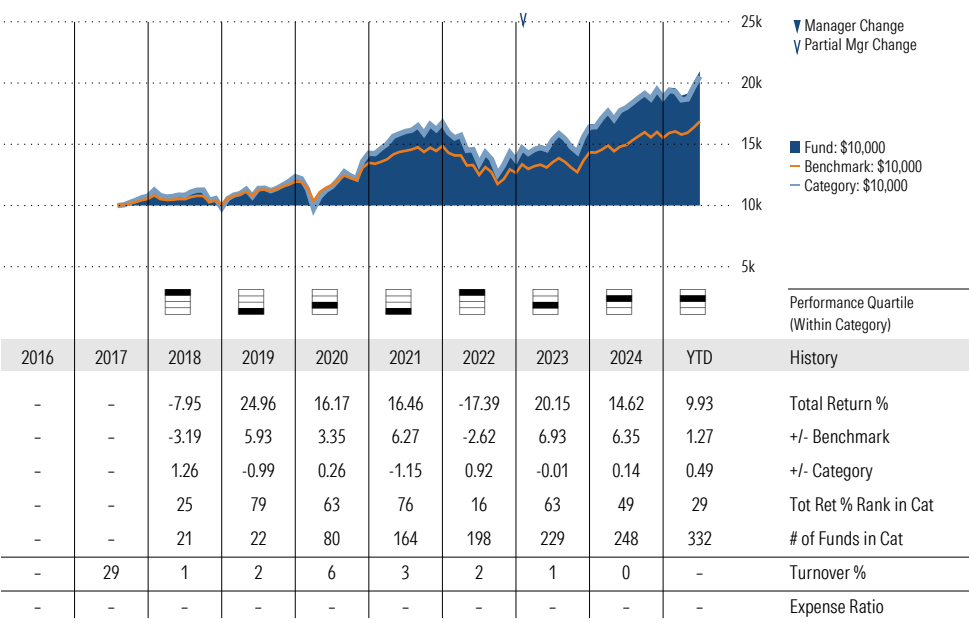
## Morningstar Investment Management LLC Analysis

This fund passes all of Morningstar Investment Management's quantitative screens. Morningstar Investment Management has also assessed the fund from a qualitative perspective and, as a fiduciary, is comfortable recommending the fund's use in retirement plans.

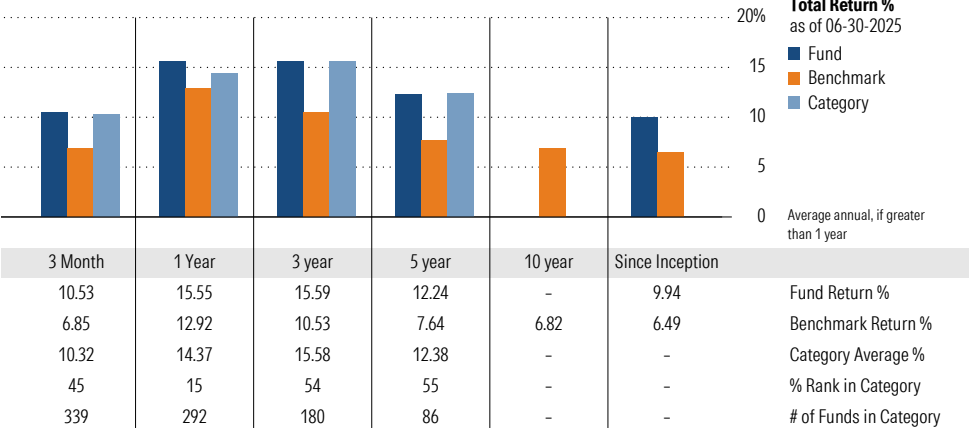
## ESG Metrics

Metric	Rating	Updated
Sustainability Rating	3	05-31-2025
Carbon Risk Score	Low Risk	12-31-2022
ESG Commitment	1-Low	02-15-2022

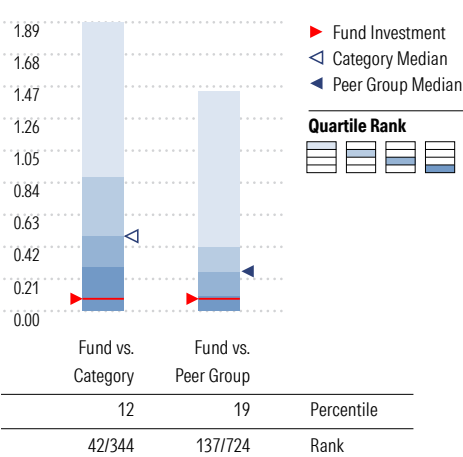
## Growth of \$10,000



## Trailing Performance



## Net Expense



Peer group is a subset of the category and includes funds with the same management style (active vs. passive) and similar share class characteristics.

## 3-Year Risk Metrics

	Fund	Bmark	Cat
Alpha	2.64	-	2.71
Beta	1.21	-	1.24
R-Squared	96.26	-	93.78
Standard Deviation	14.09	11.45	15.09
Sharpe Ratio	0.76	0.52	0.74
Tracking Error	3.61	-	4.95
Information Ratio	1.40	-	1.14
Up Capture Ratio	129.09	-	132.11
Down Capture Ratio	115.19	-	118.62

## Portfolio Metrics

	Fund	Bmark	Cat
Price/Earnings Ratio	20.02	20.19	21.45
Price/Book Ratio	2.62	2.52	2.79
Avg Eff Duration	6.18	-	8.29

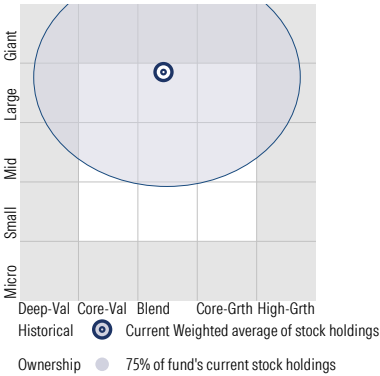
# Vanguard Target Retirement 2065 Fund VLXVX

Morningstar Category  
Target-Date 2065+

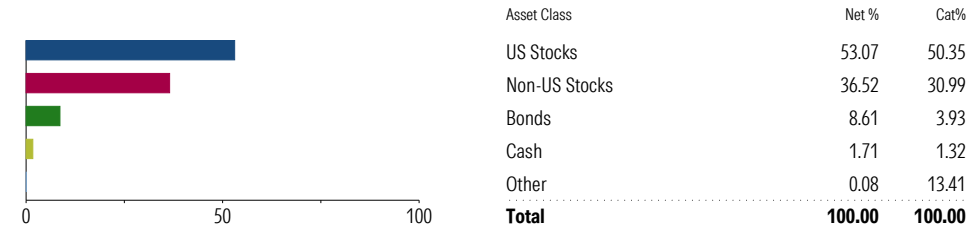
Morningstar Index  
Morningstar Mod Tgt Risk TR USD

## Style Analysis as of 06-30-2025

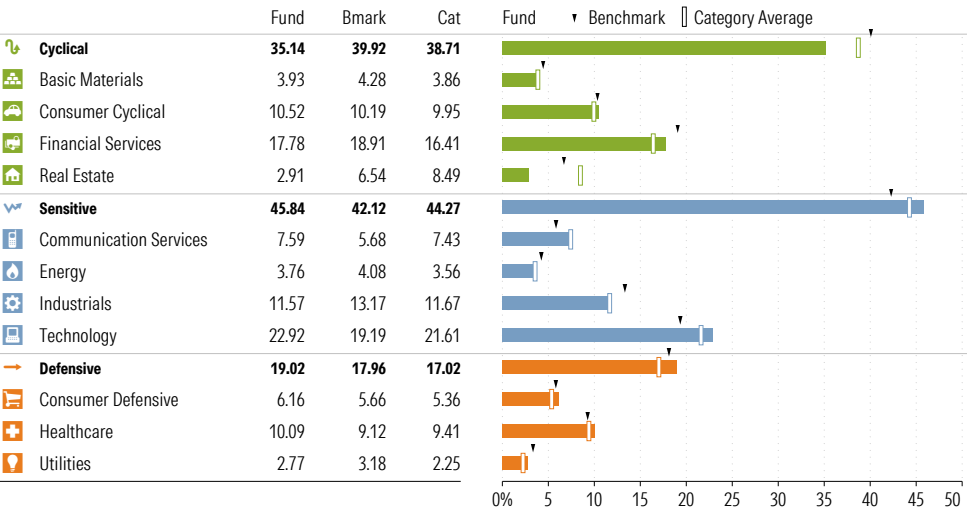
Morningstar Style Box™



## Asset Allocation as of 06-30-2025



## Sector Weighting as of 06-30-2025



## Top 6 Holdings as of 06-30-2025

Name	Maturity Date	% Net Asset	Cumulative %	YTD Return %	Morningstar Sector
⊕ Vanguard Total Stock Mkt Idx Instl Pls	-	53.46	53.46	-	-
⊕ Vanguard Total Intl Stock Index Inv	-	37.35	90.81	-	-
⊕ Vanguard Total Bond Market II Idx Inv	-	5.97	96.78	-	-
⊕ Vanguard Total Intl Bd II Idx Instl	-	2.70	99.48	-	-
⊕ Mktliq 12/31/2049	-	0.52	100.00	-	-
⊕ Us Dollar	-	0.00	100.00	-	-

## Total Holdings 6

⊕ Increase ⊖ Decrease ✱ New to Portfolio



Vanguard Target Retirement 2070 Fund VSVNX

Morningstar Category  
Target-Date 2065+  
Morningstar Index  
Morningstar Mod Tgt Risk TR USD

Portfolio Manager(s)

Walter Nejman since 06-2022  
Aur lie Denis since 02-2023  
Michael Roach since 02-2023  
Roger Aliaga-Diaz since 02-2023

Quantitative Screens

The Performance screen is not applicable for funds with less than three years of data.

- Management: The fund's management has been in place for 3.01 years.
- Style: The fund has landed in its primary style box — Large Blend — 100 % of the time over the past three years.
- Net Expense: The fund's expense ratio of 0.08 is 85.96% lower than the Target-Date 2065+ category average.

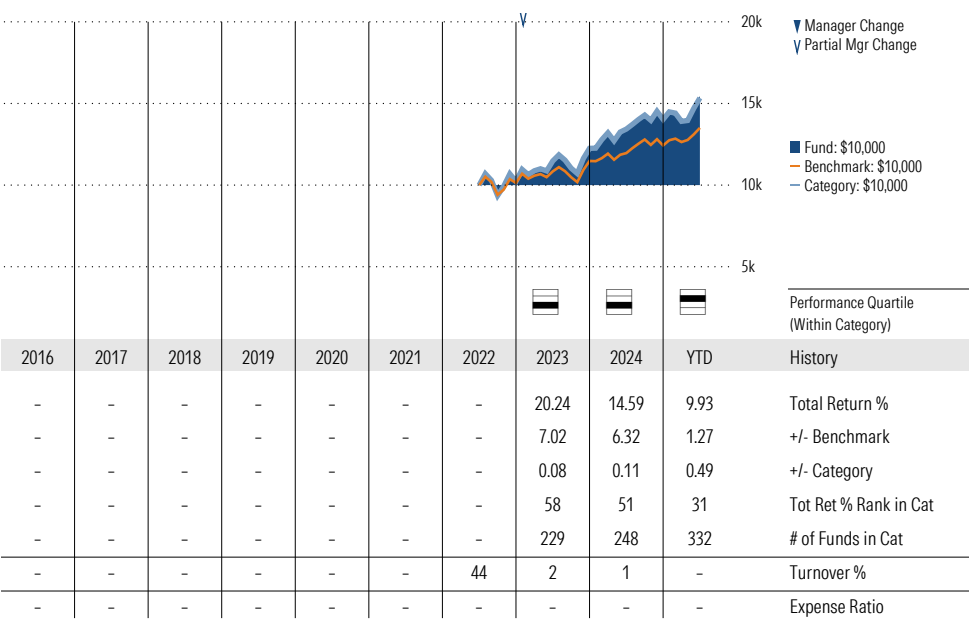
Morningstar Investment Management LLC Analysis

This fund fails the manager tenure screen due to a limited history for this target-date vintage.

ESG Metrics

Metric	Rating	Updated
Sustainability Rating	3	05-31-2025
Carbon Risk Score	Low Risk	12-31-2022

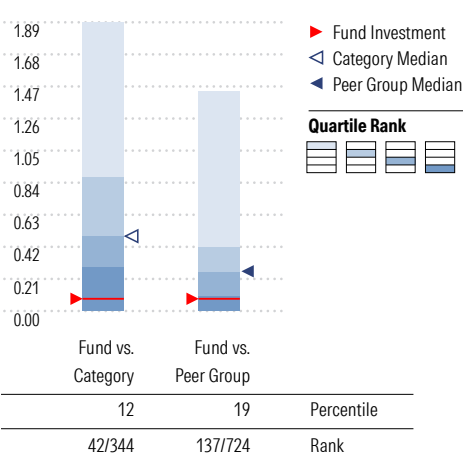
Growth of \$10,000



Trailing Performance



Net Expense



Peer group is a subset of the category and includes funds with the same management style (active vs. passive) and similar share class characteristics.

3-Year Risk Metrics

	Fund	Bmark	Cat
Alpha	2.66	-	2.71
Beta	1.21	-	1.24
R-Squared	96.18	-	93.78
Standard Deviation	14.10	11.45	15.09
Sharpe Ratio	0.77	0.52	0.74
Tracking Error	3.64	-	4.95
Information Ratio	1.40	-	1.14
Up Capture Ratio	129.24	-	132.11
Down Capture Ratio	115.28	-	118.62

Portfolio Metrics

	Fund	Bmark	Cat
Price/Earnings Ratio	20.04	20.19	21.45
Price/Book Ratio	2.62	2.52	2.79
Avg Eff Duration	6.16	-	8.29

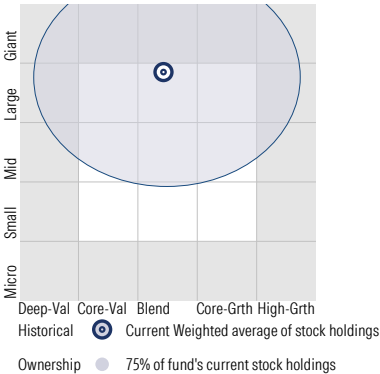
# Vanguard Target Retirement 2070 Fund VSVNX

Morningstar Category  
Target-Date 2065+

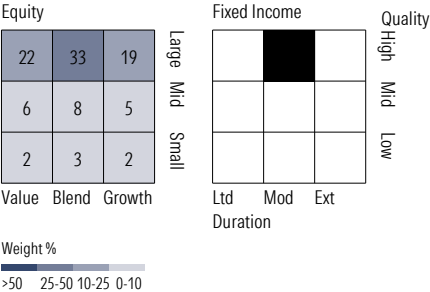
Morningstar Index  
Morningstar Mod Tgt Risk TR USD

## Style Analysis as of 06-30-2025

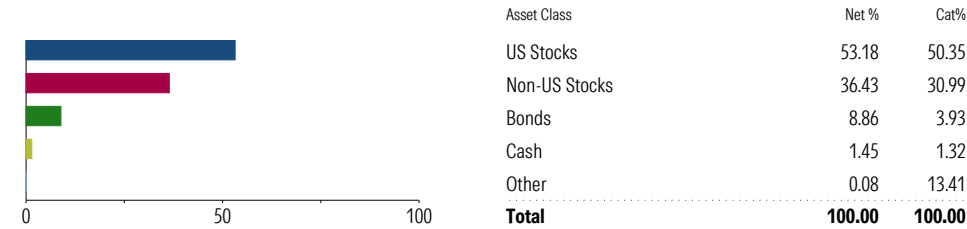
Morningstar Style Box™



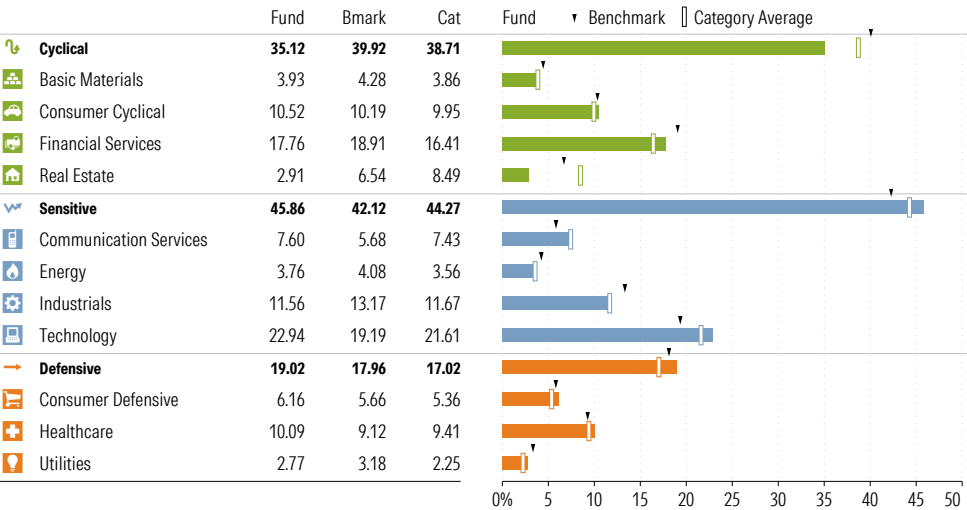
## Style Breakdown



## Asset Allocation as of 06-30-2025



## Sector Weighting as of 06-30-2025



## Top 6 Holdings as of 06-30-2025

Name	Maturity Date	% Net Asset	Cumulative %	YTD Return %	Morningstar Sector
⊕ Vanguard Total Stock Mkt Idx Instl Pls	-	53.57	53.57	-	-
⊕ Vanguard Total Intl Stock Index Inv	-	37.26	90.83	-	-
⊕ Vanguard Total Bond Market II Idx Inv	-	6.23	97.06	-	-
⊕ Vanguard Total Intl Bd II Idx Instl	-	2.68	99.74	-	-
⊕ Mktliq 12/31/2049	-	0.19	99.93	-	-
⊕ Us Dollar	-	0.07	100.00	-	-

## Total Holdings 6

⊕ Increase ⊖ Decrease ✱ New to Portfolio

# Vanguard Target Retirement Income Fund VTINX

Morningstar Category  
Target-Date Retirement

Morningstar Index  
Morningstar Lifetime Mod Incm TR USD

Portfolio Manager(s)

Walter Nejman since 02-2013  
Aur lie Denis since 02-2023  
Michael Roach since 02-2023  
Roger Aliaga-Diaz since 02-2023

Quantitative Screens

- Performance: The fund has finished in the Target-Date Retirement category's top three quartiles in 10 of the 10 years it's been in existence.
- Management: The fund's management has been in place for 12.36 years.
- Style: The fund has landed in its primary style box — Large Blend — 100 % of the time over the past three years.
- Net Expense: The fund's expense ratio of 0.08 is 84.91% lower than the Target-Date Retirement category average.

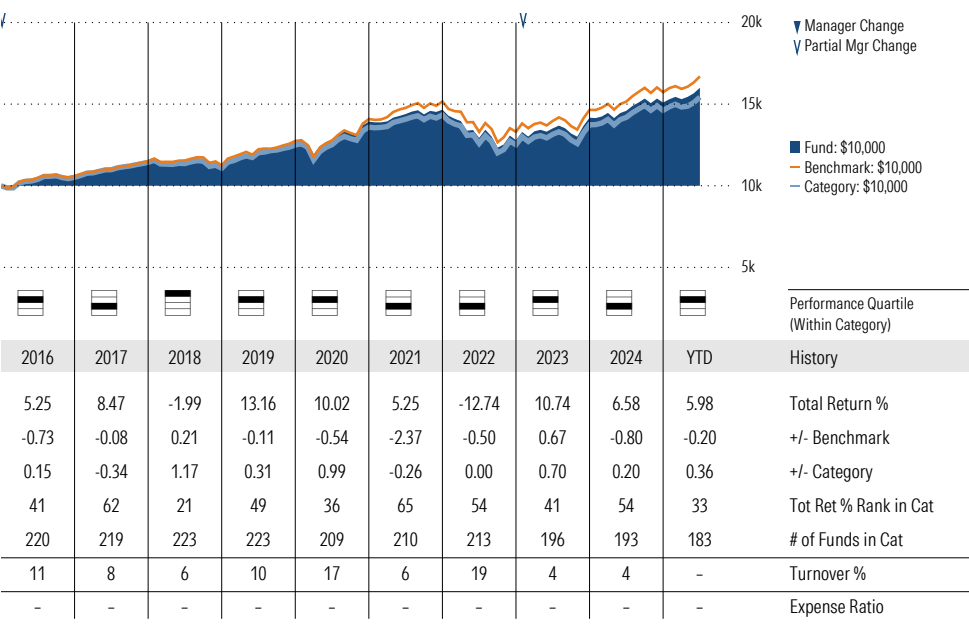
Morningstar Investment Management LLC Analysis

This fund passes all of Morningstar Investment Management's quantitative screens. Morningstar Investment Management has also assessed the fund from a qualitative perspective and, as a fiduciary, is comfortable recommending the fund's use in retirement plans.

ESG Metrics

Metric	Rating	Updated
Sustainability Rating	4	05-31-2025
ESG Commitment	1-Low	02-15-2022

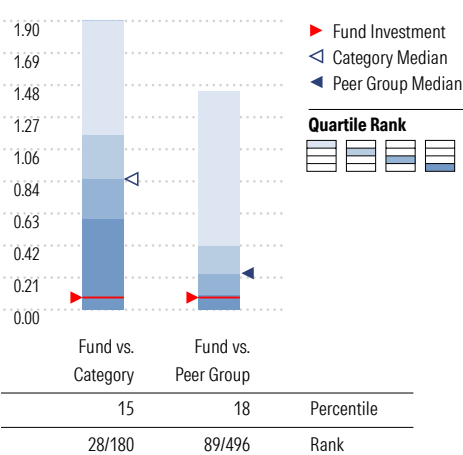
Growth of \$10,000



Trailing Performance



Net Expense



Peer group is a subset of the category and includes funds with the same management style (active vs. passive) and similar share class characteristics.

3-Year Risk Metrics

	Fund	Bmark	Cat
Alpha	-0.15	-	-0.59
Beta	0.95	-	0.99
R-Squared	98.52	-	97.12
Standard Deviation	7.99	8.34	8.40
Sharpe Ratio	0.33	0.38	0.30
Tracking Error	1.06	-	1.57
Information Ratio	-0.53	-	-0.44
Up Capture Ratio	94.55	-	96.93
Down Capture Ratio	95.82	-	101.51

Portfolio Metrics

	Fund	Bmark	Cat
Price/Earnings Ratio	20.08	22.18	21.75
Price/Book Ratio	2.63	3.06	2.84
Avg Eff Duration	5.32	-	4.96

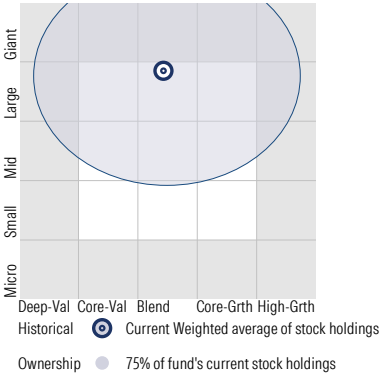
# Vanguard Target Retirement Income Fund VTINX

Morningstar Category  
Target-Date Retirement

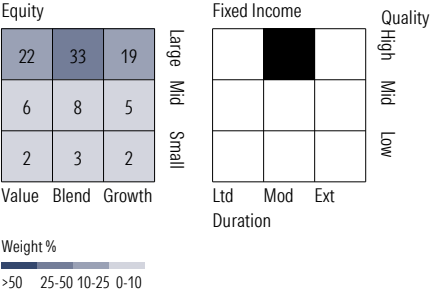
Morningstar Index  
Morningstar Lifetime Mod Incm TR USD

Style Analysis as of 06-30-2025

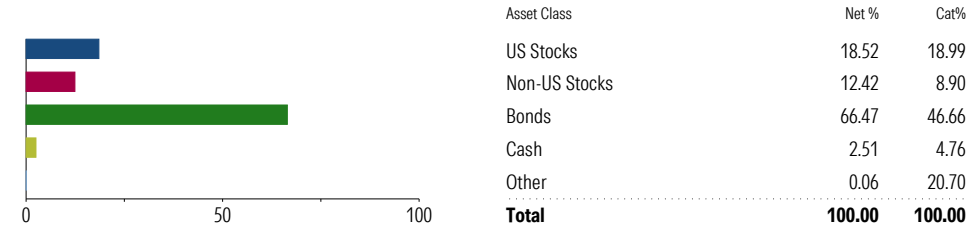
Morningstar Style Box™



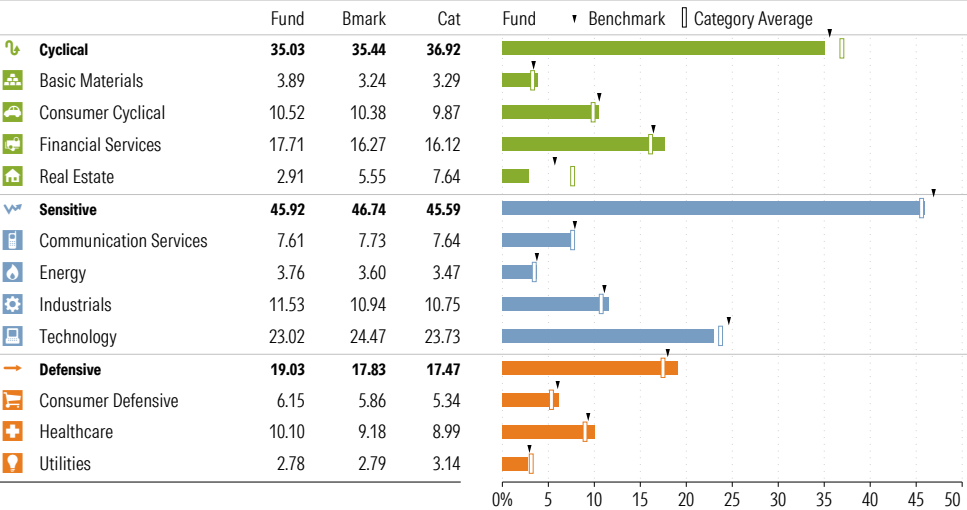
Style Breakdown



Asset Allocation as of 06-30-2025



Sector Weighting as of 06-30-2025



Top 7 Holdings as of 06-30-2025

Name	Maturity Date	% Net Asset	Cumulative %	YTD Return %	Morningstar Sector
⊖ Vanguard Total Bond Market II Idx Inv	-	35.72	35.72	-	-
⊖ Vanguard Total Stock Mkt Idx Instl Pls	-	18.66	54.38	-	-
⊖ Vanguard Shrt-Term Infl-Prot Sec Idx Adm	-	16.58	70.95	-	-
⊖ Vanguard Total Intl Bd II Idx Instl	-	15.75	86.70	-	-
⊖ Vanguard Total Intl Stock Index Inv	-	12.70	99.40	-	-
⊕ Mktliq 12/31/2049	-	0.58	99.98	-	-
⊕ Us Dollar	-	0.02	100.00	-	-

Total Holdings 7

⊕ Increase ⊖ Decrease ✨ New to Portfolio