

American Funds American Balanced R6 RLBGX

Morningstar Category
Moderate Allocation

Morningstar Index
Morningstar US Mod Tgt Alloc NR USD

Portfolio Manager(s)

Hilda Applbaum since 01-1999
Alan Berro since 03-2006
Paul Benjamin since 07-2014
Alan Wilson since 01-2016
John Queen since 07-2016
Pramod Atluri since 03-2018
Mark Casey since 10-2019
Ritchie Tuazon since 10-2020
Mathews Cherian since 05-2021
Jin Lee since 03-2023
Chit Purani since 03-2023
Ifan Furniturewala since 05-2023

Quantitative Screens

- Performance: The fund has finished in the Moderate Allocation category's top three quartiles in 10 of the 10 years it's been in existence.
- Management: The fund's management has been in place for 26.51 years.
- Style: The fund has landed in its primary style box — Large Blend — 90.91 % of the time over the past three years.
- Net Expense: The fund's expense ratio of 0.25 is 75.25% lower than the Moderate Allocation category average.

Morningstar Investment Management LLC Analysis

This fund passes all of Morningstar Investment Management's quantitative screens. Morningstar Investment Management has also assessed the fund from a qualitative perspective and, as a fiduciary, is comfortable recommending the fund's use in retirement plans.

ESG Metrics

Metric	Rating	Updated
Sustainability Rating	2	05-31-2025
Carbon Risk Score	Low Risk	12-31-2022
ESG Commitment	1-Low	02-15-2022

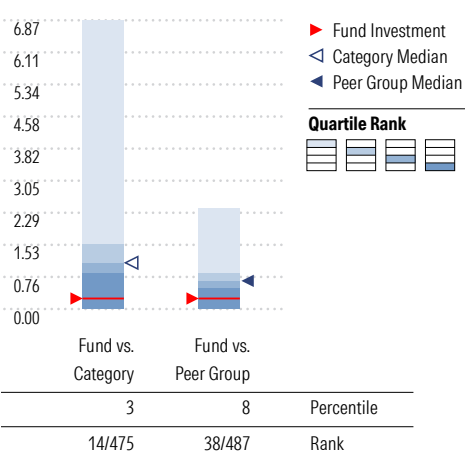
Growth of \$10,000



Trailing Performance



Net Expense



Peer group is a subset of the category and includes funds with the same management style (active vs. passive) and similar share class characteristics.

3-Year Risk Metrics

	Fund	Bmark	Cat
Alpha	1.09	-	-0.96
Beta	0.98	-	0.99
R-Squared	96.54	-	93.11
Standard Deviation	11.01	11.04	11.36
Sharpe Ratio	0.76	0.68	0.56
Tracking Error	2.06	-	2.76
Information Ratio	0.46	-	-0.43
Up Capture Ratio	102.19	-	96.94
Down Capture Ratio	96.94	-	103.44

Portfolio Metrics

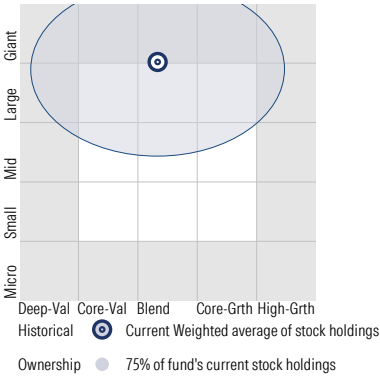
	Fund	Bmark	Cat
Price/Earnings Ratio	23.65	23.50	23.45
Price/Book Ratio	3.97	3.52	3.59
Avg Eff Duration	6.26	5.85	4.62

American Funds American Balanced R6 RLBGX

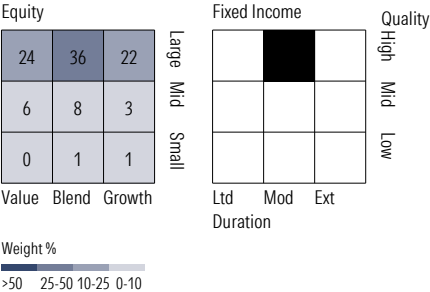
Morningstar Category
Moderate Allocation

Morningstar Index
Morningstar US Mod Tgt Alloc NR USD

Style Analysis as of 06-30-2025
Morningstar Style Box™



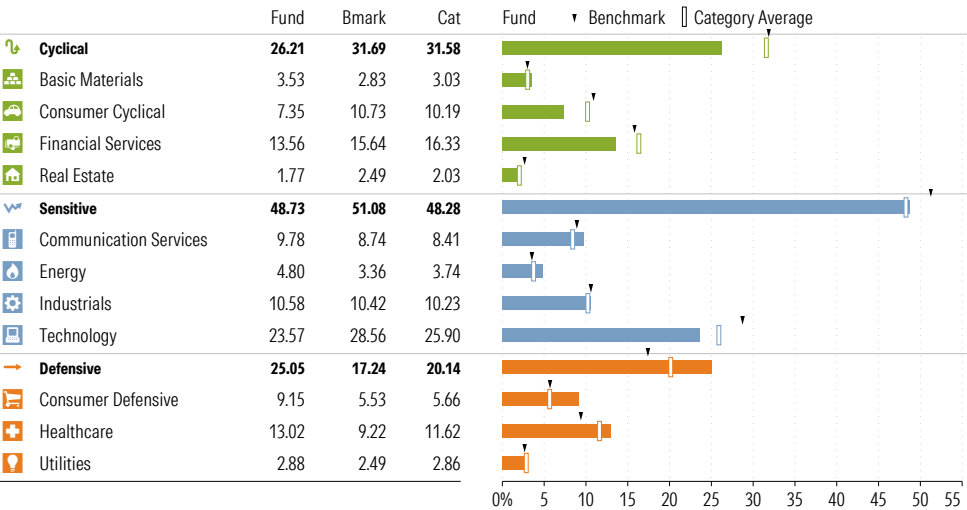
Style Breakdown



Asset Allocation as of 06-30-2025



Sector Weighting as of 06-30-2025



Top 10 Holdings as of 06-30-2025

Name	Maturity Date	% Net Asset	Cumulative %	YTD Return %	Morningstar Sector
⊕ Capital Group Central Cash Fund	-	5.24	5.24	-	-
⊖ Broadcom Inc	-	3.29	8.53	19.41	Technology
⊖ Microsoft Corp	-	2.92	11.45	18.40	Technology
⊕ Cap Grp Cent Fd Ser Ii	-	2.89	14.34	-	-
⊖ Philip Morris International Inc	-	2.40	16.74	53.58	Consumer Defensive
✱ Cash And Other Assets Less Liabilities	-	1.77	18.51	-	-
⊖ Meta Platforms Inc Class A	-	1.65	20.16	26.24	Communication Svc
⊕ UnitedHealth Group Inc	-	1.65	21.81	-37.48	Healthcare
⊕ Alphabet Inc Class C	-	1.58	23.40	-6.64	Communication Svc
⊖ Taiwan Semiconductor Manufacturing Co Ltd ADR	-	1.57	24.97	15.41	Technology

Total Holdings 3687

⊕ Increase ⊖ Decrease ✱ New to Portfolio

American Funds Intl Gr and Inc R6 RIGGX

Morningstar Category Foreign Large Blend
Morningstar Index MSCI ACWI Ex USA NR USD

Portfolio Manager(s)

Steven Watson since 10-2008
Andrew Suzman since 10-2008
Patrice Collette since 09-2010
Leo Hee since 07-2015
Michael Cohen since 07-2018
Lisa Thompson since 09-2018
Barbara Burtin since 09-2024
Bobby Chada since 09-2024

Quantitative Screens

- Performance: The fund has finished in the Foreign Large Blend category's top three quartiles in 9 of the 10 years it's been in existence.
- Management: The fund's management has been in place for 16.76 years.
- Style: The fund has landed in its primary style box — Large Blend — 100 % of the time over the past three years.
- Net Expense: The fund's expense ratio of 0.54 is 33.33% lower than the Foreign Large Blend category average.

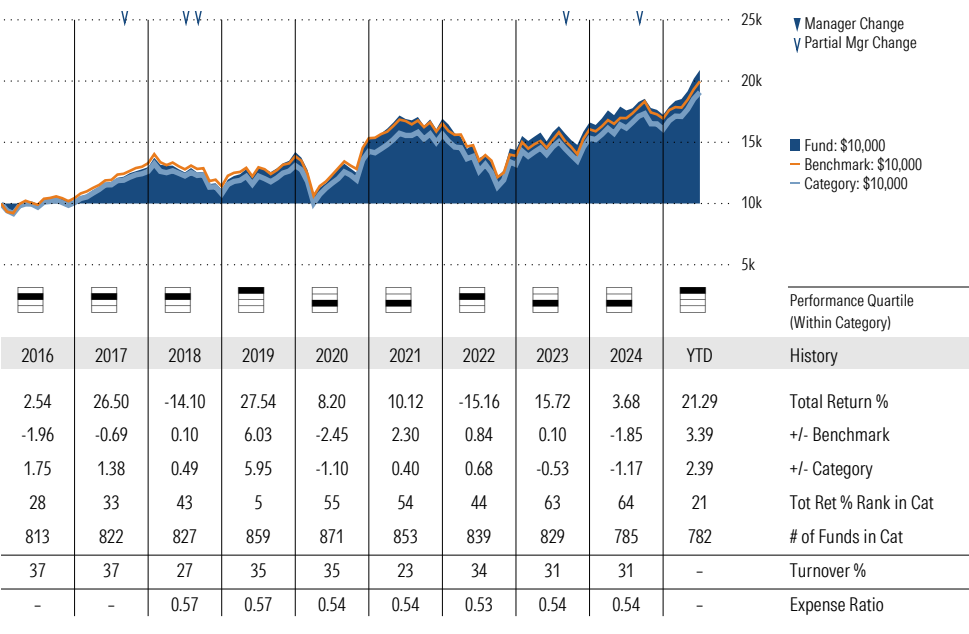
Morningstar Investment Management LLC Analysis

This fund passes all of Morningstar Investment Management's quantitative screens. Morningstar Investment Management has also assessed the fund from a qualitative perspective and, as a fiduciary, is comfortable recommending the fund's use in retirement plans.

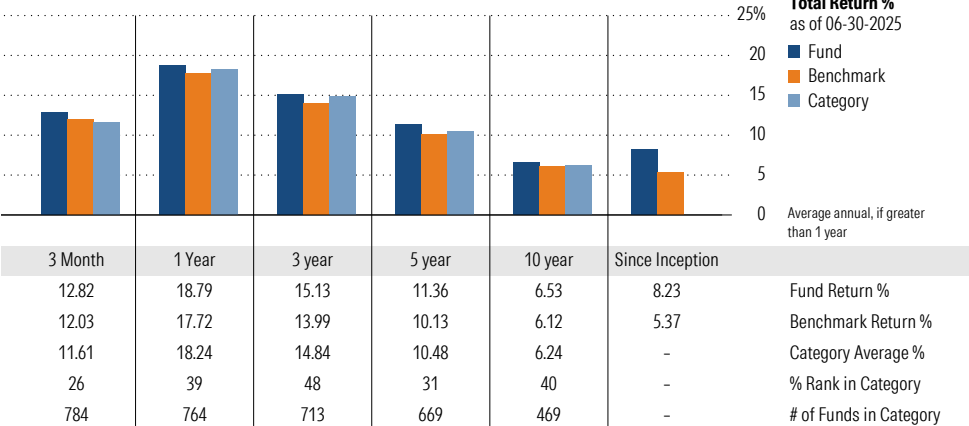
ESG Metrics

Metric	Rating	Updated
Sustainability Rating	3	05-31-2025
Carbon Risk Score	Low Risk	12-31-2022
ESG Commitment	1-Low	02-15-2022

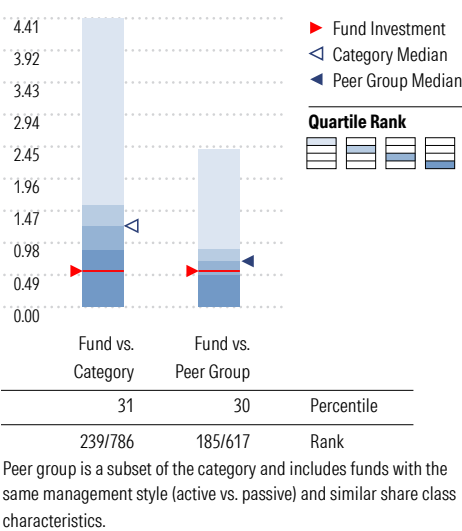
Growth of \$10,000



Trailing Performance



Net Expense



3-Year Risk Metrics

	Fund	Bmark	Cat
Alpha	1.25	-	0.55
Beta	0.98	-	1.02
R-Squared	94.88	-	92.02
Standard Deviation	15.10	14.96	15.88
Sharpe Ratio	0.69	0.63	0.65
Tracking Error	3.42	-	4.43
Information Ratio	0.33	-	0.19
Up Capture Ratio	102.03	-	105.71
Down Capture Ratio	97.11	-	105.97

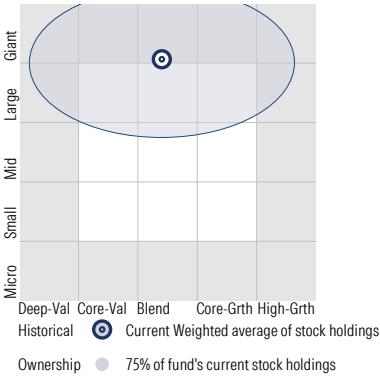
Portfolio Metrics

	Fund	Bmark	Cat
Price/Earnings Ratio	15.50	16.35	16.81
Price/Book Ratio	1.75	1.91	1.99
Geom Avg Mkt Cap \$B	53.24	57.95	65.68
ROE	17.71	17.20	18.02

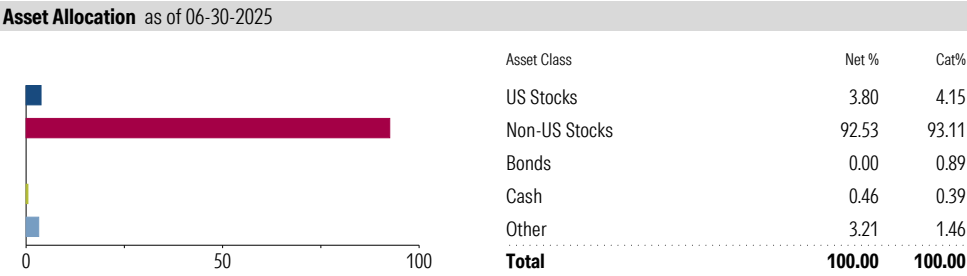
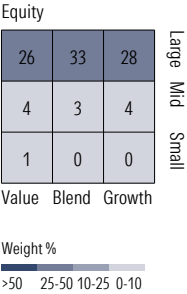
American Funds Intl Gr and Inc R6 RIGGX

Morningstar Category Foreign Large Blend
Morningstar Index MSCI ACWI Ex USA NR USD

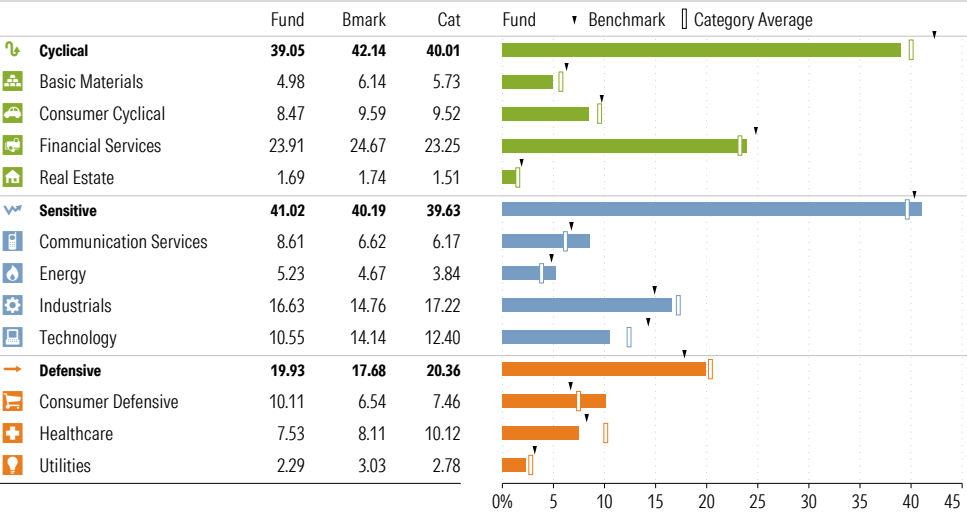
Style Analysis as of 06-30-2025
Morningstar Style Box™



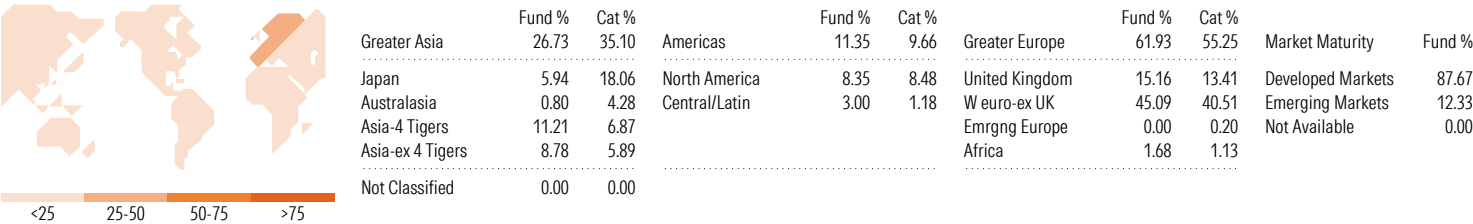
Style Breakdown



Sector Weighting as of 06-30-2025



World Regions % Equity 06-30-2025



Top 10 Holdings as of 06-30-2025

Name	% Net Asset	Cumulative %	YTD Return %	Morningstar Sector
⊖ Taiwan Semiconductor Manufacturing Co Ltd	3.13	3.13	-	Technology
⊖ Capital Group Central Cash M	2.98	6.11	-	-
⊖ BAE Systems PLC	2.27	8.37	-	Industrials
⊖ TotalEnergies SE	2.05	10.42	-	Energy
⊕ Sanofi SA	2.03	12.45	-	Healthcare
⊕ AstraZeneca PLC	1.65	14.10	-	Healthcare
⊖ British American Tobacco PLC	1.56	15.66	-	Consumer Defensive
⊖ ASML Holding NV	1.45	17.11	-	Technology
⊕ UniCredit SpA	1.25	18.36	-	Financial Services
⊖ AXA SA	1.23	19.59	-	Financial Services

Total Holdings 271

⊕ Increase ⊖ Decrease ✨ New to Portfolio

Baird Aggregate Bond Inst

BAGIX

Morningstar Category
Intermediate Core Bond

Morningstar Index
Bloomberg US Agg Bond TR USD

Portfolio Manager(s)

M. Sharon deGuzman since 09-2000
Mary Ellen Stanek since 09-2000
Warren Pierson since 09-2000
Charles Groeschell since 09-2000
Meghan Dean since 05-2019
Jay Schwister since 05-2019
Jeffrey Schrom since 05-2019
Patrick Brown since 05-2021
Abhishek Pulakanti since 05-2022
Andrew O'Connell since 05-2022

Quantitative Screens

- Performance: The fund has finished in the Intermediate Core Bond category's top three quartiles in 10 of the 10 years it's been in existence.
- Management: The fund's management has been in place for 24.77 years.

Style Consistency is not calculated for Fixed Income funds.

- Net Expense: The fund's expense ratio of 0.3 is 40% lower than the Intermediate Core Bond category average.

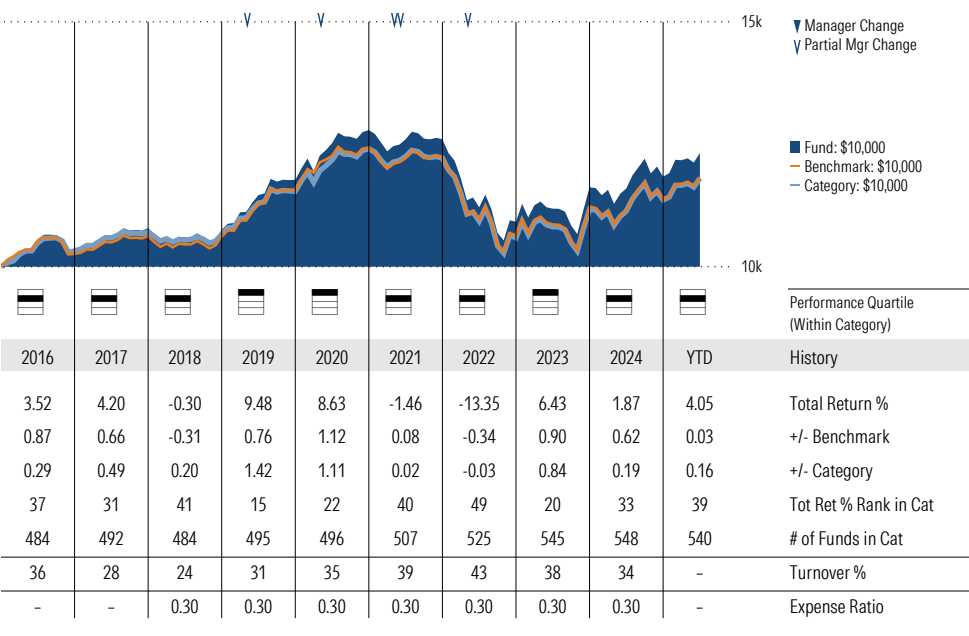
Morningstar Investment Management LLC Analysis

This fund passes all of Morningstar Investment Management's quantitative screens. Morningstar Investment Management has also assessed the fund from a qualitative perspective and, as a fiduciary, is comfortable recommending the fund's use in retirement plans.

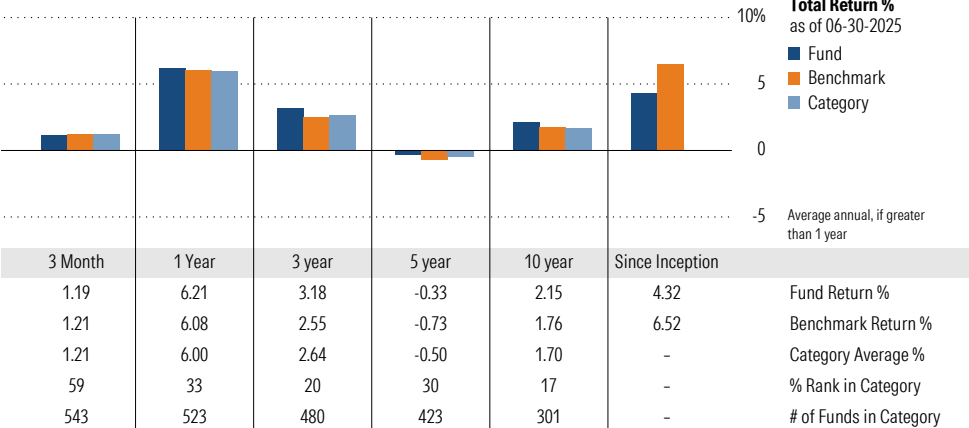
ESG Metrics

Metric	Rating	Updated
Sustainability Rating	4	05-31-2025
ESG Commitment	1-Low	02-15-2022

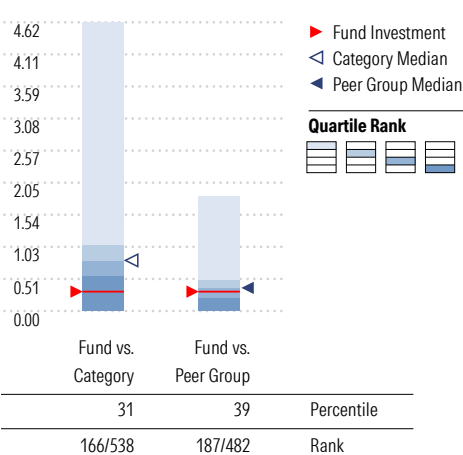
Growth of \$10,000



Trailing Performance



Net Expense



Peer group is a subset of the category and includes funds with the same management style (active vs. passive) and similar share class characteristics.

3-Year Risk Metrics

	Fund	Bmark	Cat
Alpha	0.60	-	0.08
Beta	1.01	-	0.98
R-Squared	99.70	-	98.46
Standard Deviation	7.36	7.30	7.25
Sharpe Ratio	-0.19	-0.28	-0.27
Tracking Error	0.41	-	0.84
Information Ratio	1.55	-	-0.03
Up Capture Ratio	102.44	-	98.39
Down Capture Ratio	96.29	-	97.58

Portfolio Metrics

	Fund	Bmark	Cat
Avg Eff Duration	6.09	4.43	5.70
Avg Eff Maturity	8.13	-	8.66

Baird Aggregate Bond Inst BAGIX

Morningstar Category
Intermediate Core Bond

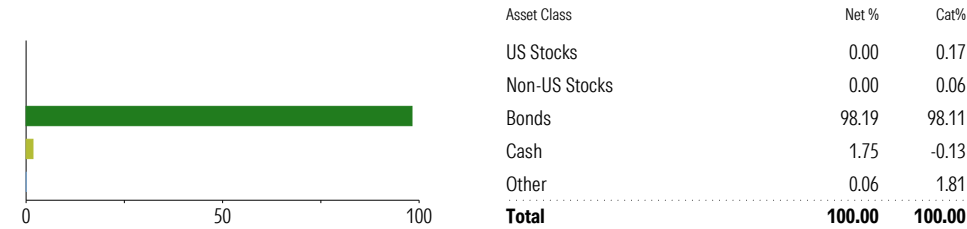
Morningstar Index
Bloomberg US Agg Bond TR USD

Style Analysis as of 06-30-2025

Style Breakdown

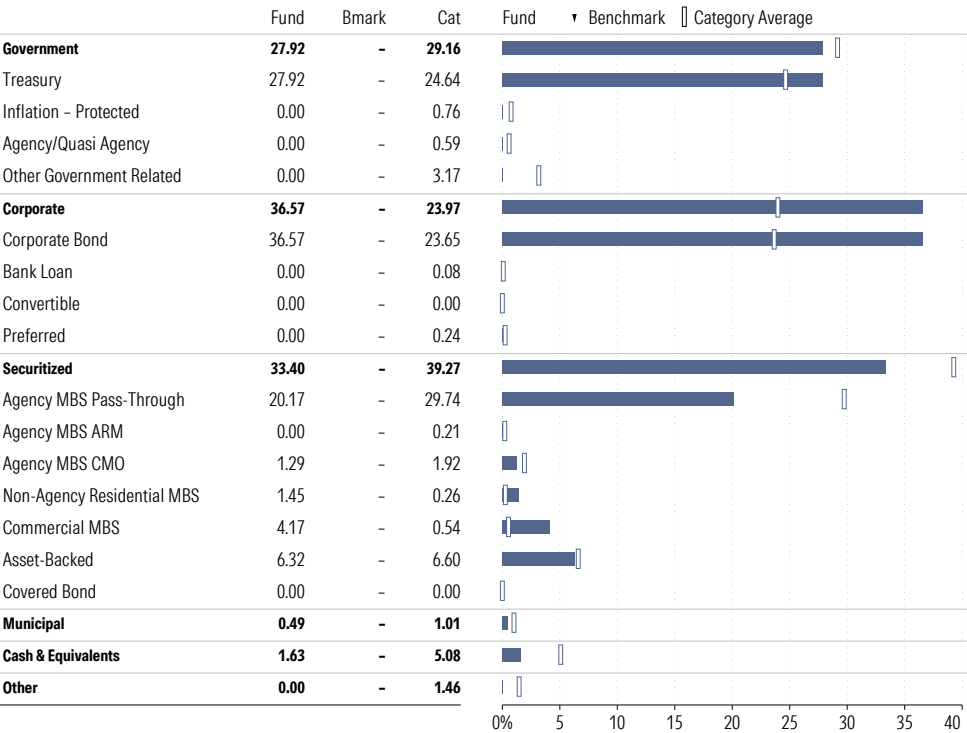


Asset Allocation as of 06-30-2025



Credit Rating Breakdown	Fund	Bmark	Cat
AAA	62.90	3.53	16.42
AA	3.20	74.59	47.36
A	13.00	10.82	22.38
BBB	20.70	8.32	11.54
BB	0.20	0.28	0.68
B	0.00	0.00	0.29
Below B	0.00	0.00	0.07
Not Rated	0.00	2.46	1.25

Sector Weighting as of 06-30-2025



Top 10 Holdings as of 06-30-2025

Name	Maturity Date	% Net Asset	Cumulative %	Fixed Income Sector
United States Treasury Notes 4.25%	01-2028	2.56	2.56	-
⊕ United States Treasury Notes 1.88%	02-2032	1.69	4.24	-
United States Treasury Bonds 3.88%	05-2043	1.63	5.87	-
⊖ First American Government Obligs U	02-2030	1.57	7.44	-
United States Treasury Bonds 2.88%	05-2043	1.53	8.97	-
United States Treasury Bonds 2.38%	02-2042	1.49	10.46	-
United States Treasury Bonds 3.38%	08-2042	1.32	11.79	-
⊖ United States Treasury Bonds 2.88%	05-2052	1.31	13.09	-
United States Treasury Notes 3.88%	11-2027	1.29	14.39	-
United States Treasury Notes 2.38%	03-2029	1.17	15.56	-

Total Holdings 1931

⊕ Increase ⊖ Decrease ✨ New to Portfolio

DFA US Core Equity 1 I DFE0X

Morningstar Category
Large Blend
Morningstar Index
S&P 500 TR USD

Portfolio Manager(s)

Jed Fogdall since 02-2012
John Hertzner since 02-2022
Allen Pu since 02-2024

Quantitative Screens

- Performance: The fund has finished in the Large Blend category's top three quartiles in 10 of the 10 years it's been in existence.
- Management: The fund's management has been in place for 13.35 years.
- Style: The fund has landed in its primary style box — Large Blend — 100 % of the time over the past three years.
- Net Expense: The fund's expense ratio of 0.15 is 78.87% lower than the Large Blend category average.

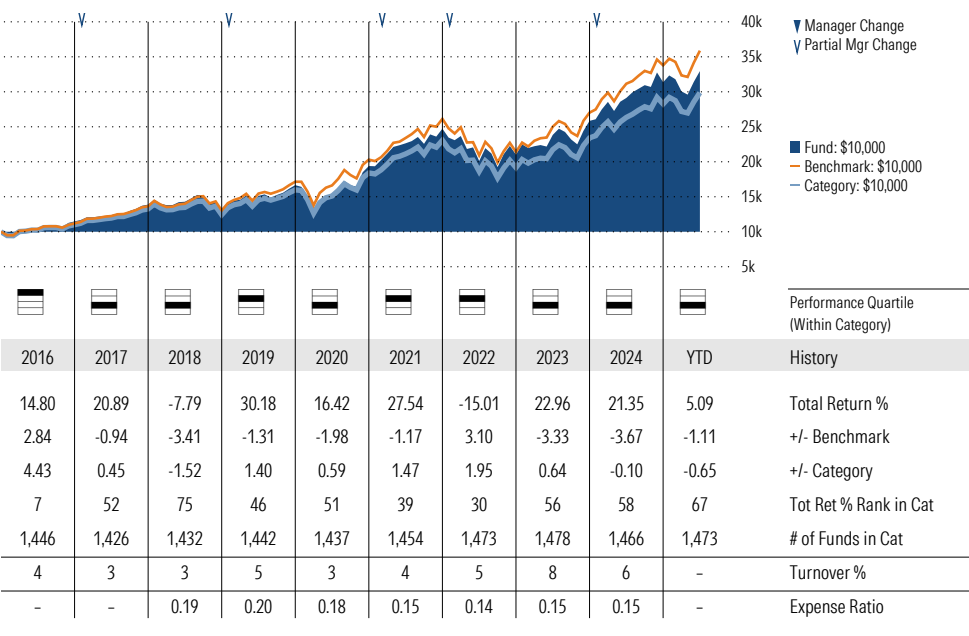
Morningstar Investment Management LLC Analysis

This fund passes all of Morningstar Investment Management's quantitative screens. Morningstar Investment Management has also assessed the fund from a qualitative perspective and, as a fiduciary, is comfortable recommending the fund's use in retirement plans.

ESG Metrics

Metric	Rating	Updated
Sustainability Rating	2	04-30-2025
Carbon Risk Score	Medium Risk	12-31-2022

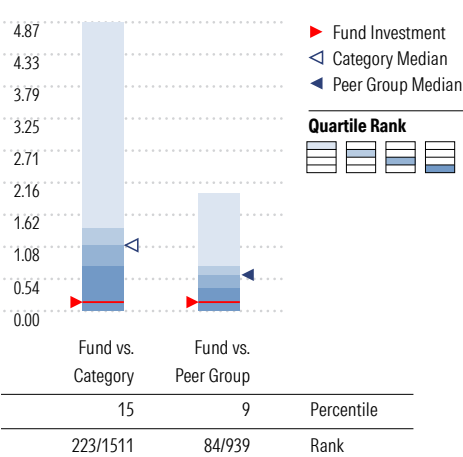
Growth of \$10,000



Trailing Performance



Net Expense



Peer group is a subset of the category and includes funds with the same management style (active vs. passive) and similar share class characteristics.

3-Year Risk Metrics

	Fund	Bmark	Cat
Alpha	-1.97	-	-1.12
Beta	1.03	-	0.98
R-Squared	96.51	-	94.55
Standard Deviation	16.53	15.80	15.86
Sharpe Ratio	0.79	0.92	0.82
Tracking Error	3.12	-	3.21
Information Ratio	-0.58	-	-1.48
Up Capture Ratio	98.68	-	95.68
Down Capture Ratio	106.96	-	101.04

Portfolio Metrics

	Fund	Bmark	Cat
Price/Earnings Ratio	22.16	26.71	26.89
Price/Book Ratio	3.60	4.89	5.30
Geom Avg Mkt Cap \$B	138.03	379.44	435.89
ROE	31.19	34.44	34.20

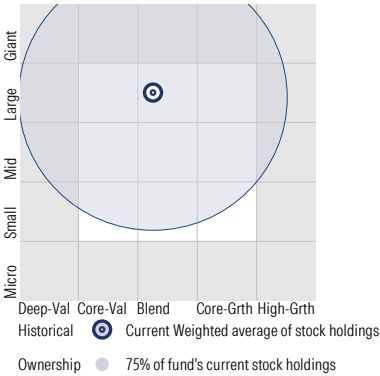
DFA US Core Equity 1 I DFE0X

Morningstar Category
Large Blend

Morningstar Index
S&P 500 TR USD

Style Analysis as of 06-30-2025

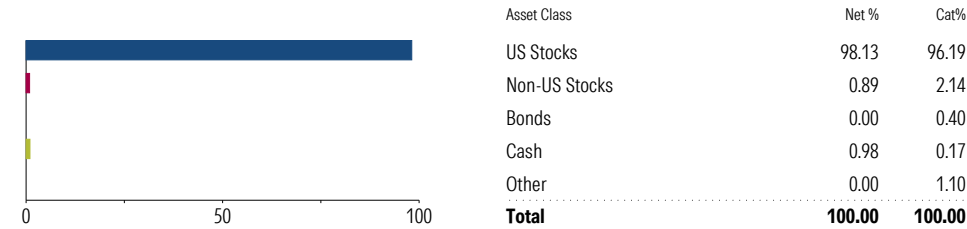
Morningstar Style Box™



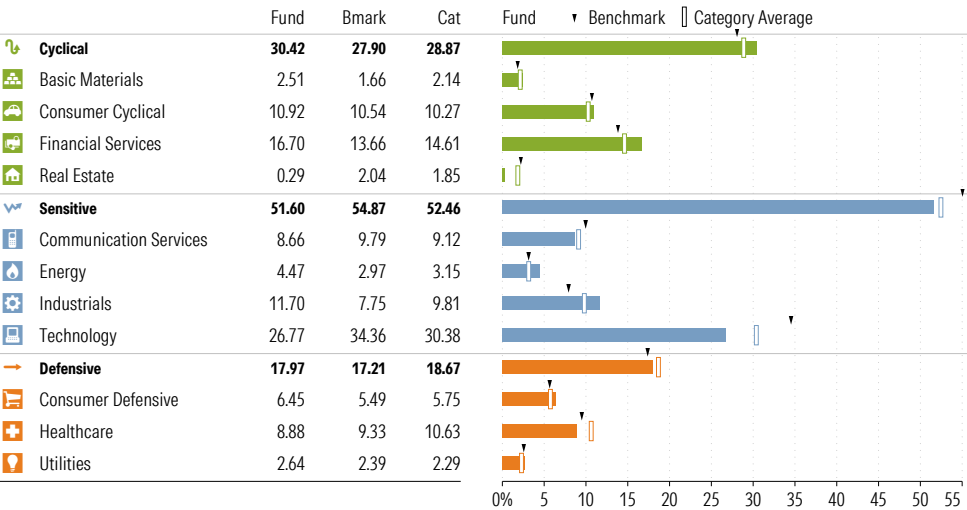
Style Breakdown



Asset Allocation as of 06-30-2025



Sector Weighting as of 06-30-2025



Top 15 Holdings as of 06-30-2025

Name	% Net Asset	Cumulative %	YTD Return %	Morningstar Sector
⊖ NVIDIA Corp	5.09	5.09	17.66	Technology
⊖ Microsoft Corp	4.68	9.76	18.40	Technology
⊖ Apple Inc	4.54	14.30	-17.87	Technology
Amazon.com Inc	2.63	16.92	0.00	Consumer Cyclical
⊖ Meta Platforms Inc Class A	2.17	19.10	26.24	Communication Svc
JPMorgan Chase & Co	1.68	20.78	22.05	Financial Services
⊕ Alphabet Inc Class A	1.42	22.20	-6.69	Communication Svc
Berkshire Hathaway Inc Class B	1.33	23.53	7.17	Financial Services
⊕ Alphabet Inc Class C	1.24	24.77	-6.64	Communication Svc
Broadcom Inc	1.20	25.98	19.41	Technology
⊖ Exxon Mobil Corp	0.99	26.97	2.05	Energy
⊖ Eli Lilly and Co	0.98	27.96	1.36	Healthcare
⊖ Visa Inc Class A	0.96	28.92	12.72	Financial Services
⊕ Future on E-mini S&P 500 Futures	0.85	29.77	-	-
⊖ Mastercard Inc Class A	0.82	30.59	7.01	Financial Services

Total Holdings 2394

⊕ Increase ⊖ Decrease ✨ New to Portfolio

Federated Hermes Govt Ultrashort R6 FGULX

Morningstar Category
Ultrashort Bond

Morningstar Index
Bloomberg US Agg Bond TR USD

Portfolio Manager(s)

Susan Hill since 07-1997
Liam O'Connell since 11-2010

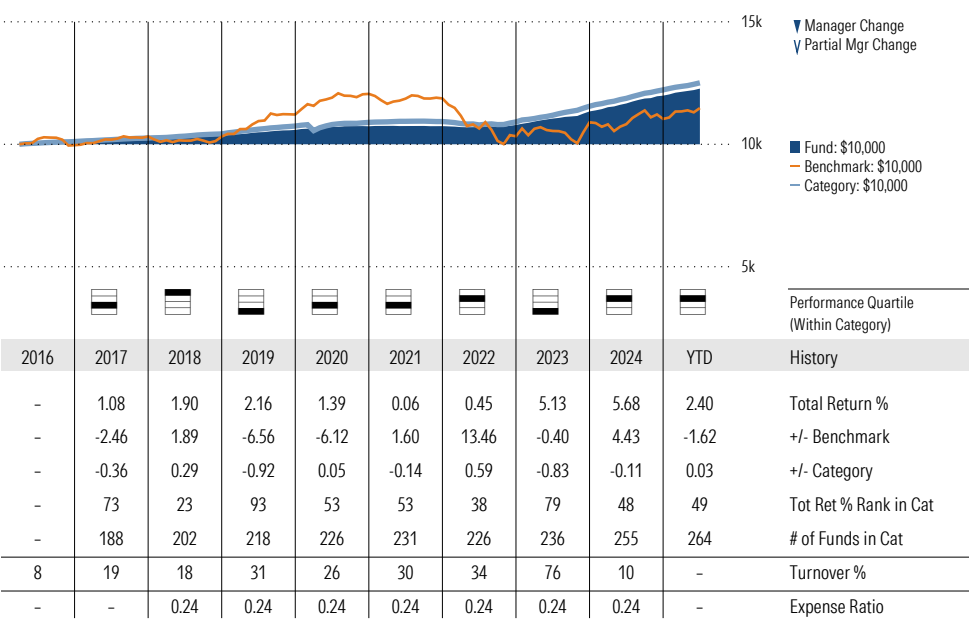
Quantitative Screens

- Performance: The fund has finished in the Ultrashort Bond category's top three quartiles in 6 of the 8 years it's been in existence.
 - Management: The fund's management has been in place for 27.99 years.
- Style Consistency is not calculated for Fixed Income funds.
- Net Expense: The fund's expense ratio of 0.24 is 40% lower than the Ultrashort Bond category average.

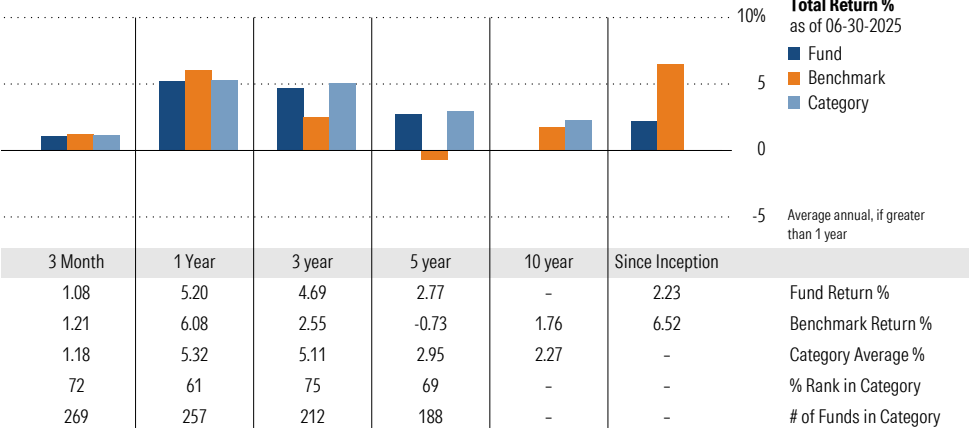
Morningstar Investment Management LLC Analysis

This fund passes all of Morningstar Investment Management's quantitative screens. Morningstar Investment Management has also assessed the fund from a qualitative perspective and, as a fiduciary, is comfortable recommending the fund's use in retirement plans.

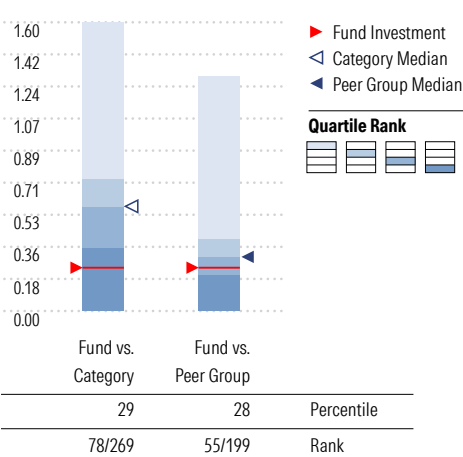
Growth of \$10,000



Trailing Performance



Net Expense



Peer group is a subset of the category and includes funds with the same management style (active vs. passive) and similar share class characteristics.

3-Year Risk Metrics

	Fund	Bmark	Cat
Alpha	4.38	-	4.80
Beta	0.08	-	0.07
R-Squared	59.53	-	37.33
Standard Deviation	0.74	7.30	0.85
Sharpe Ratio	-0.30	-0.28	0.11
Tracking Error	6.75	-	6.84
Information Ratio	0.32	-	0.38
Up Capture Ratio	27.72	-	27.23
Down Capture Ratio	-15.14	-	-20.15

Portfolio Metrics

	Fund	Bmark	Cat
Avg Eff Duration	0.89	4.43	0.99
Avg Eff Maturity	-	-	2.32

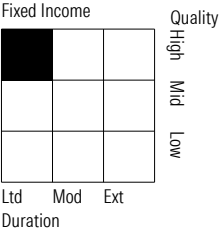
Federated Hermes Govt Ultrashort R6 FGULX

Morningstar Category
Ultrashort Bond

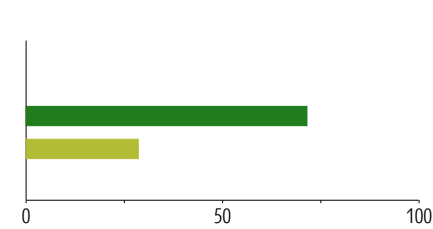
Morningstar Index
Bloomberg US Agg Bond TR USD

Style Analysis as of 06-30-2025

Style Breakdown



Asset Allocation as of 06-30-2025

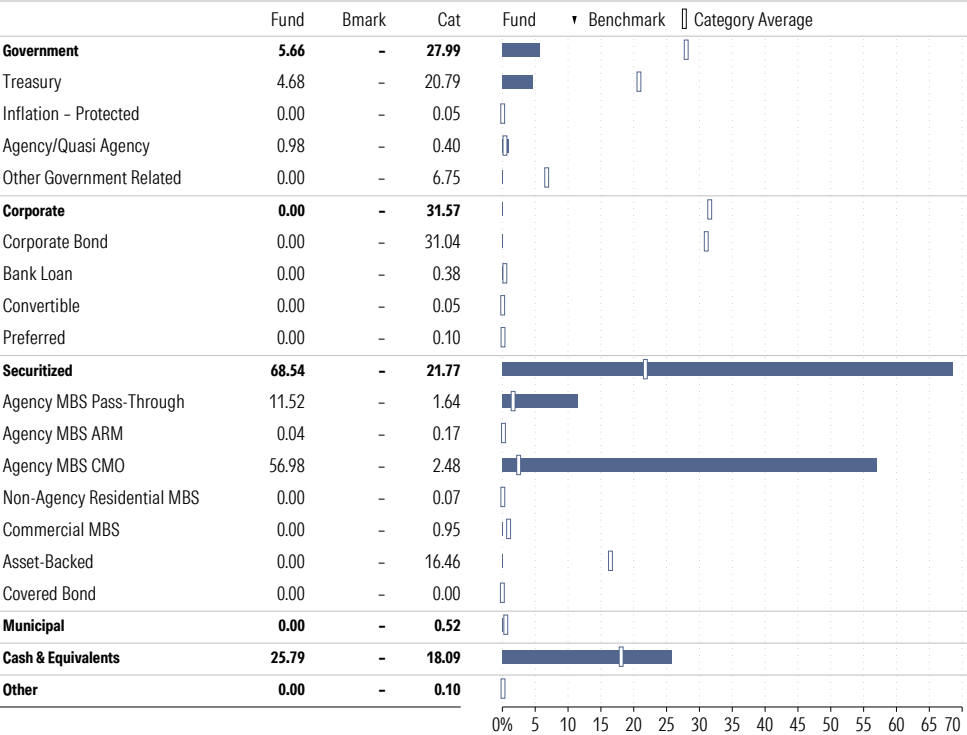


Asset Class	Net %	Cat%
US Stocks	0.00	5.69
Non-US Stocks	0.00	0.00
Bonds	71.46	65.42
Cash	28.54	28.91
Other	0.00	-0.01
Total	100.00	100.00

Credit Rating Breakdown

	Fund	Bmark	Cat
AAA	100.00	3.53	30.14
AA	0.00	74.59	16.00
A	0.00	10.82	20.96
BBB	0.00	8.32	19.45
BB	0.00	0.28	2.60
B	0.00	0.00	1.05
Below B	0.00	0.00	0.23
Not Rated	0.00	2.46	9.57

Sector Weighting as of 06-30-2025



Top 10 Holdings as of 06-30-2025

Name	Maturity Date	% Net Asset	Cumulative %	Fixed Income Sector
⊕ Hsbc Repo 4 Repo	04-2025	8.64	8.64	-
⊕ Bank Of Montreal 6 Repo	04-2025	8.64	17.27	-
⊕ Repo Bank America Repo	04-2025	7.51	24.79	-
⊖ Government National Mortgage Association 5.17436%	10-2054	2.60	27.39	-
⊖ FEDERAL HOME LN MTG CORP MULTICLASS MTG PARTN CTFS GTD 5.01268%	04-2033	2.49	29.88	-
⊖ Government National Mortgage Association 5.19436%	03-2054	2.46	32.33	-
⊕ FEDERAL HOME LN MTG CORP MULTICLASS MTG PARTN CTFS GTD 4.91268%	01-2035	2.22	34.55	-
⊖ Government National Mortgage Association 5.39436%	08-2053	2.21	36.75	-
FEDERAL HOME LN MTG CORP MULTICLASS MTG PARTN CTFS GTD 4.91268%	12-2032	2.04	38.80	-
⊖ Government National Mortgage Association 5.12871%	01-2073	2.00	40.80	-

Total Holdings 231

⊕ Increase ⊖ Decrease ✱ New to Portfolio

Vanguard FTSE Social Index Admiral VFTAX

Morningstar Category Large Blend
Morningstar Index S&P 500 TR USD

Portfolio Manager(s)

Gerard O'Reilly since 12-2015
Aaron Choi since 02-2025
Chris Nieves since 02-2025

Quantitative Screens

- Performance: The fund has finished in the Large Blend category's top three quartiles in 4 of the 5 years it's been in existence.
- Management: The fund's management has been in place for 9.53 years.
- Style: The fund has landed in its primary style box — Large Blend — 42.42 % of the time over the past three years.
- Net Expense: The fund's expense ratio of 0.13 is 81.69% lower than the Large Blend category average.

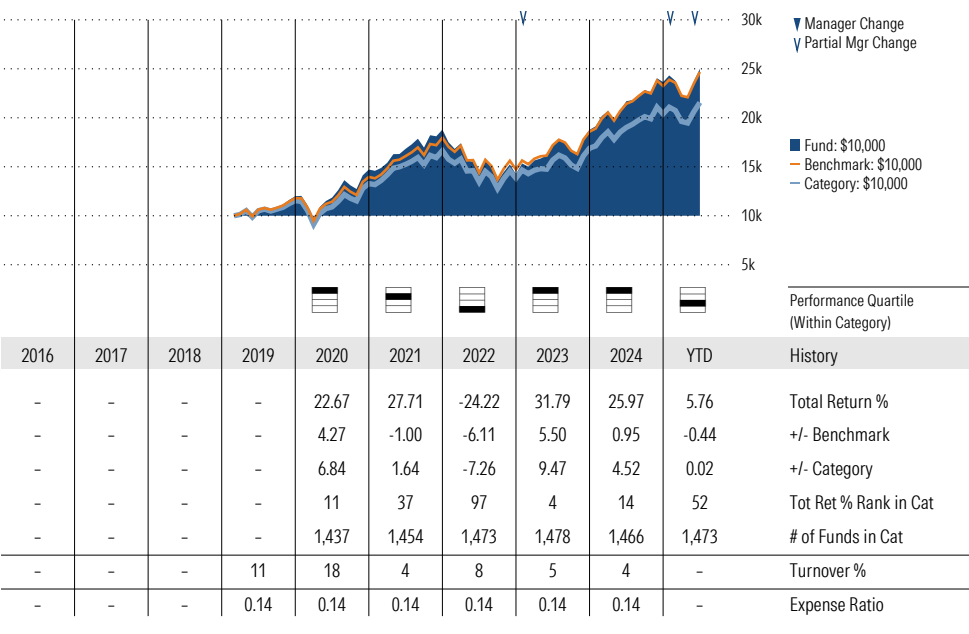
Morningstar Investment Management LLC Analysis

This fund fails our style consistency screen but because it is an index fund we do not regard the failure as significant.

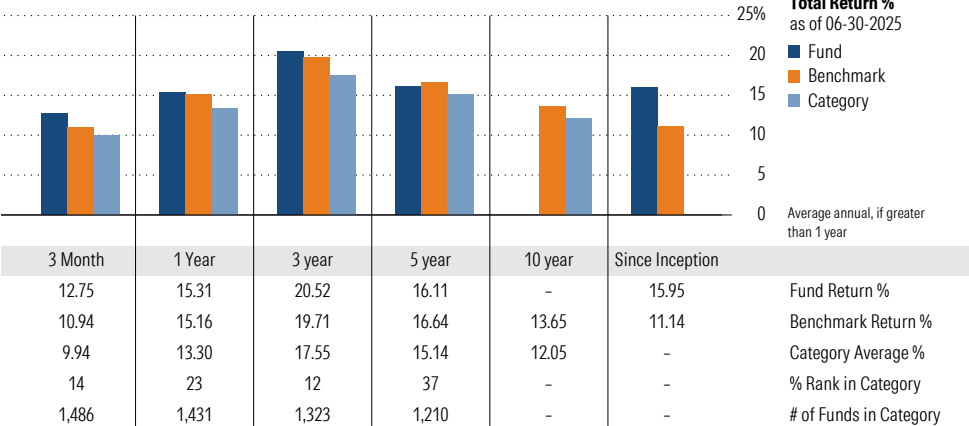
ESG Metrics

Metric	Rating	Updated
Sustainability Rating	4	04-30-2025
Carbon Risk Score	Low Risk	12-31-2022
ESG Commitment	2-Basic	02-15-2022

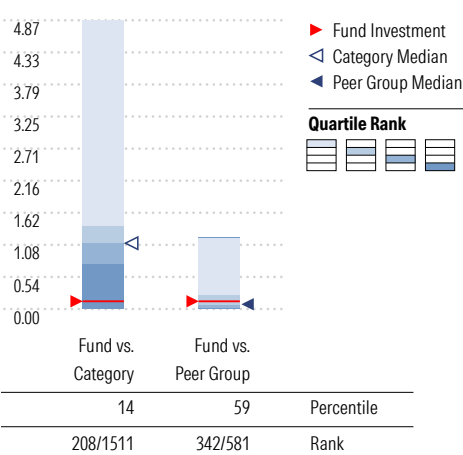
Growth of \$10,000



Trailing Performance



Net Expense



Peer group is a subset of the category and includes funds with the same management style (active vs. passive) and similar share class characteristics.

3-Year Risk Metrics

	Fund	Bmark	Cat
Alpha	-0.11	-	-1.12
Beta	1.05	-	0.98
R-Squared	98.35	-	94.55
Standard Deviation	16.70	15.80	15.86
Sharpe Ratio	0.92	0.92	0.82
Tracking Error	2.28	-	3.21
Information Ratio	0.35	-	-1.48
Up Capture Ratio	104.80	-	95.68
Down Capture Ratio	105.70	-	101.04

Portfolio Metrics

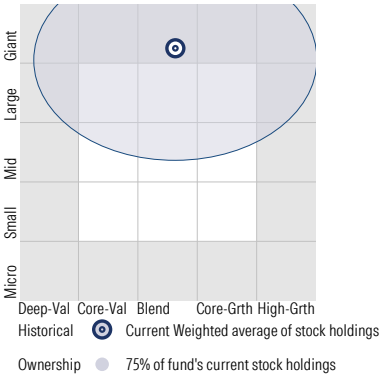
	Fund	Bmark	Cat
Price/Earnings Ratio	27.12	26.71	26.89
Price/Book Ratio	5.41	4.89	5.30
Geom Avg Mkt Cap \$B	395.33	379.44	435.89
ROE	35.96	34.44	34.20

Vanguard FTSE Social Index Admiral VFTAX

Morningstar Category
Large Blend

Morningstar Index
S&P 500 TR USD

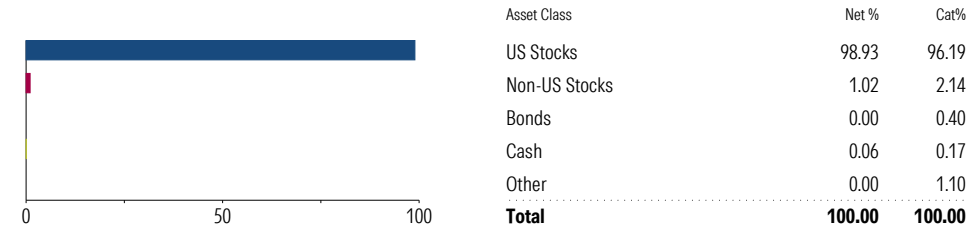
Style Analysis as of 06-30-2025
Morningstar Style Box™



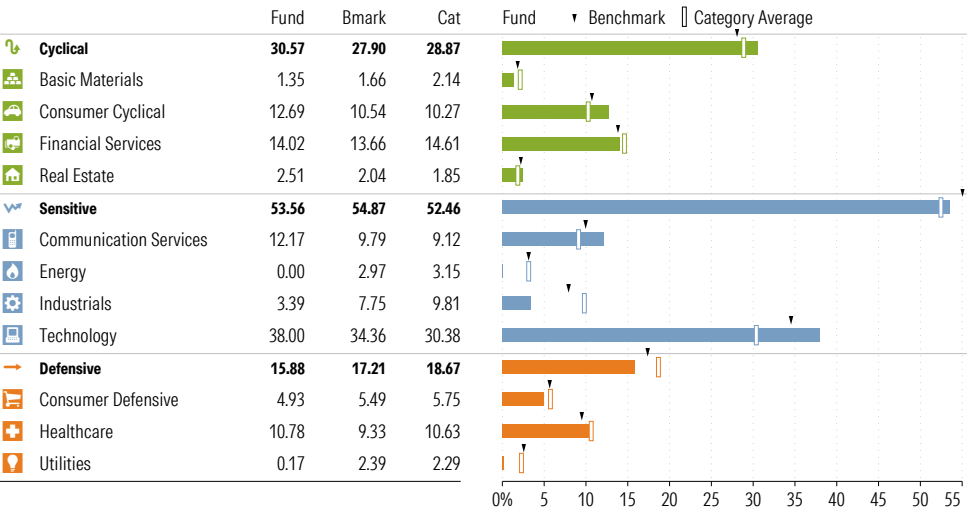
Style Breakdown



Asset Allocation as of 06-30-2025



Sector Weighting as of 06-30-2025



Top 15 Holdings as of 06-30-2025

Name	% Net Asset	Cumulative %	YTD Return %	Morningstar Sector
Microsoft Corp	8.06	8.06	18.40	Technology
NVIDIA Corp	7.44	15.50	17.66	Technology
Apple Inc	6.96	22.46	-17.87	Technology
Amazon.com Inc	4.53	26.99	0.00	Consumer Cyclical
Meta Platforms Inc Class A	3.34	30.33	26.24	Communication Svc
Broadcom Inc	2.62	32.95	19.41	Technology
Alphabet Inc Class A	2.38	35.32	-6.69	Communication Svc
Tesla Inc	2.27	37.59	-21.34	Consumer Cyclical
Alphabet Inc Class C	1.97	39.56	-6.64	Communication Svc
JPMorgan Chase & Co	1.75	41.31	22.05	Financial Services
Visa Inc Class A	1.48	42.79	12.72	Financial Services
Eli Lilly and Co	1.39	44.18	1.36	Healthcare
Netflix Inc	1.22	45.40	50.24	Communication Svc
Mastercard Inc Class A	1.12	46.52	7.01	Financial Services
Costco Wholesale Corp	1.09	47.61	8.31	Consumer Defensive

Total Holdings 416

⊕ Increase ⊖ Decrease ✨ New to Portfolio

Vanguard Inflation-Protected Secs Adm VAIPX

Morningstar Category
Inflation-Protected Bond

Morningstar Index
Bloomberg US Treasury US TIPS TR USD

Portfolio Manager(s)

John Madziyire since 11-2021

Quantitative Screens

- Performance: The fund has finished in the Inflation-Protected Bond category's top three quartiles in 10 of the 10 years it's been in existence.
- Management: The fund's management has been in place for 3.64 years.

Style Consistency is not calculated for Fixed Income funds.

- Net Expense: The fund's expense ratio of 0.1 is 85.29% lower than the Inflation-Protected Bond category average.

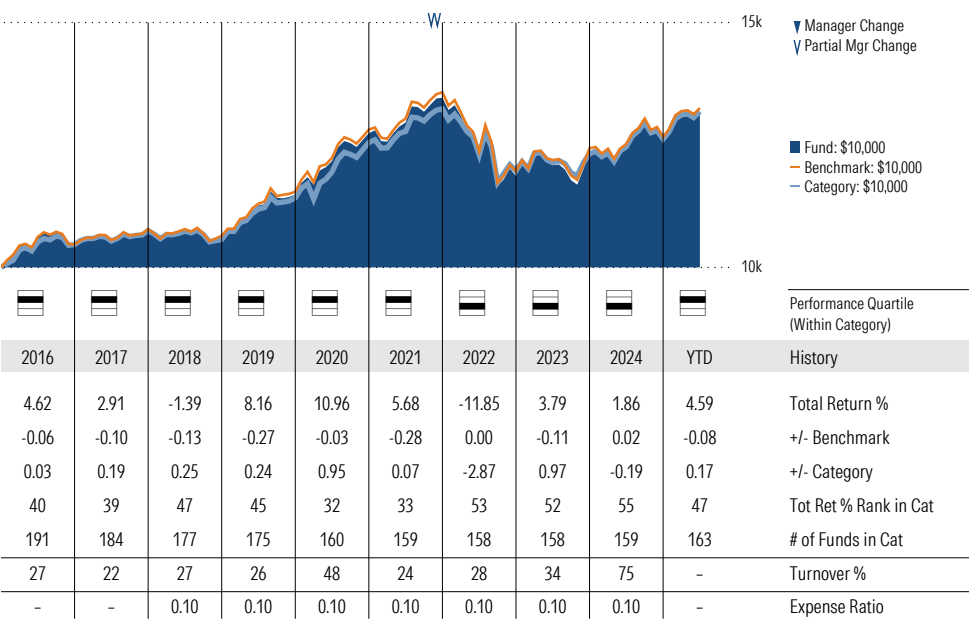
Morningstar Investment Management LLC Analysis

This fund passes all of Morningstar Investment Management's quantitative screens. Morningstar Investment Management has also assessed the fund from a qualitative perspective and, as a fiduciary, is comfortable recommending the fund's use in retirement plans.

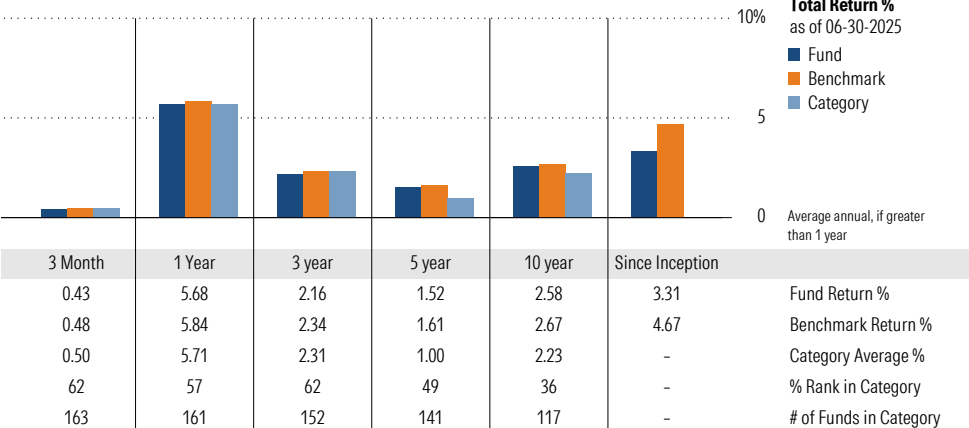
ESG Metrics

Metric	Rating	Updated
Sustainability Rating	3	05-31-2025

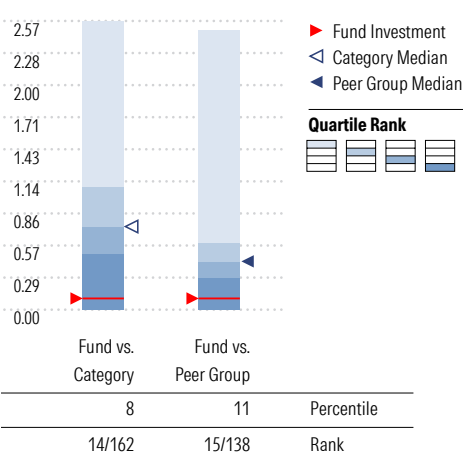
Growth of \$10,000



Trailing Performance



Net Expense



Peer group is a subset of the category and includes funds with the same management style (active vs. passive) and similar share class characteristics.

3-Year Risk Metrics

	Fund	Bmark	Cat
Alpha	-0.18	-	-0.08
Beta	1.00	-	0.99
R-Squared	99.86	-	95.94
Standard Deviation	6.88	6.85	7.46
Sharpe Ratio	-0.35	-0.33	-0.34
Tracking Error	0.26	-	1.65
Information Ratio	-0.68	-	-0.37
Up Capture Ratio	100.46	-	99.05
Down Capture Ratio	102.77	-	100.53

Portfolio Metrics

	Fund	Bmark	Cat
Avg Eff Duration	6.38	4.52	5.95
Avg Eff Maturity	7.30	-	6.74

Vanguard Inflation-Protected Secs Adm VAIPX

Morningstar Category
Inflation-Protected Bond

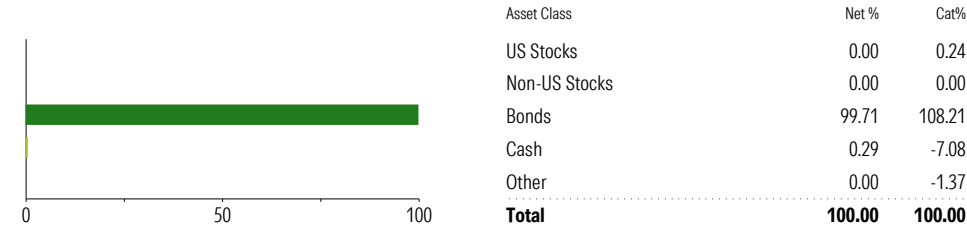
Morningstar Index
Bloomberg US Treasury US TIPS TR USD

Style Analysis as of 06-30-2025

Style Breakdown

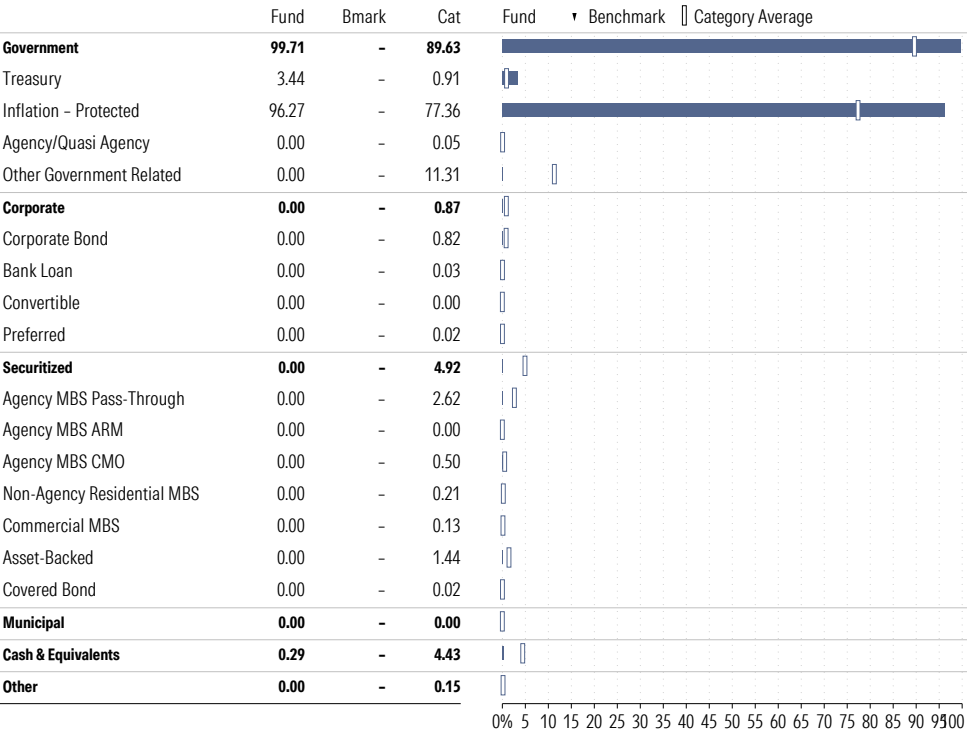


Asset Allocation as of 06-30-2025



Credit Rating Breakdown	Fund	Bmark	Cat
AAA	99.71	0.00	15.23
AA	0.00	99.60	80.62
A	0.00	0.00	0.49
BBB	0.00	0.00	0.74
BB	0.00	0.00	0.16
B	0.00	0.00	0.08
Below B	0.00	0.00	0.07
Not Rated	0.29	0.40	2.61

Sector Weighting as of 06-30-2025



Top 10 Holdings as of 06-30-2025

Name	Maturity Date	% Net Asset	Cumulative %	Fixed Income Sector
⊖ United States Treasury Notes	-	4.80	4.80	-
⊕ United States Treasury Notes	-	4.05	8.86	-
⊖ United States Treasury Notes	-	3.81	12.67	-
⊖ United States Treasury Notes	-	3.64	16.31	-
⊖ United States Treasury Notes	-	3.39	19.70	-
⊖ United States Treasury Notes	-	3.37	23.07	-
⊖ United States Treasury Notes	-	3.37	26.43	-
⊖ United States Treasury Notes	-	3.35	29.78	-
⊖ United States Treasury Notes	-	3.30	33.08	-
⊕ United States Treasury Notes	-	3.28	36.36	-

Total Holdings 63

⊕ Increase ⊖ Decrease ✱ New to Portfolio

Vanguard Mid Cap Index Admiral VIMAX

Morningstar Category
Mid-Cap Blend
Morningstar Index
Russell Mid Cap TR USD

Portfolio Manager(s)

Aaron Choi since 08-2023
Kenny Narzikul since 02-2025

Quantitative Screens

- Performance: The fund has finished in the Mid-Cap Blend category's top three quartiles in 9 of the 10 years it's been in existence.
- Management: The fund's management team has been in place for less than three years.
- Style: The fund has landed in its primary style box — Mid-Cap Blend — 100 % of the time over the past three years.
- Net Expense: The fund's expense ratio of 0.05 is 93.83% lower than the Mid-Cap Blend category average.

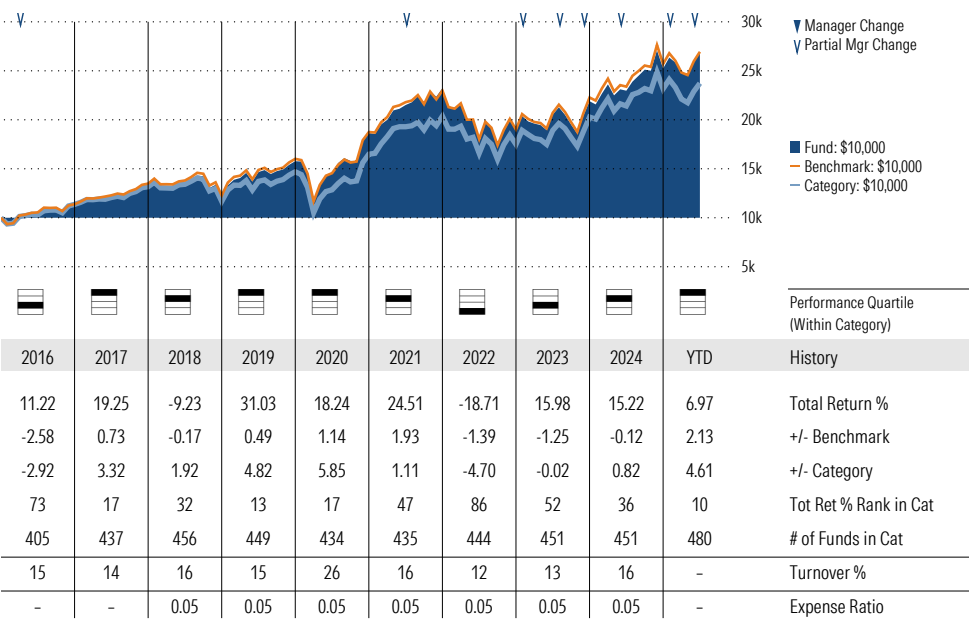
Morningstar Investment Management LLC Analysis

This fund fails the manager tenure screen due to the retirement of a long-serving manager. Since this is a team-managed index fund, we are not concerned about the change.

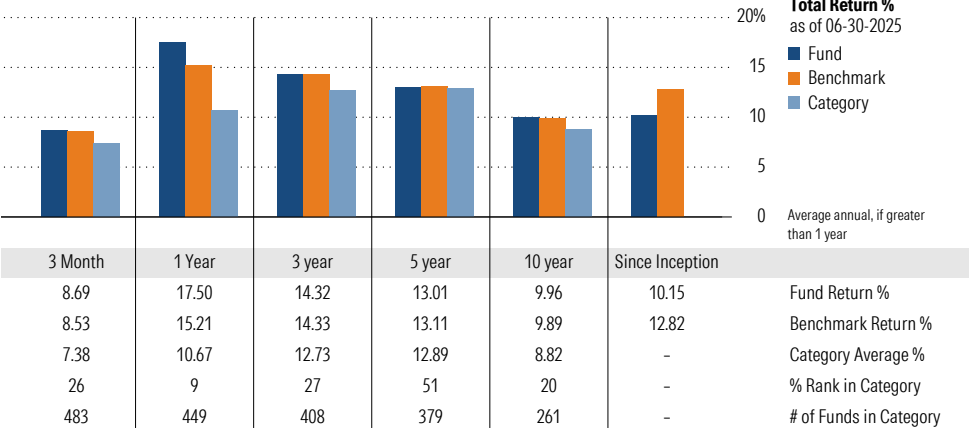
ESG Metrics

Metric	Rating	Updated
Sustainability Rating	4	05-31-2025
Carbon Risk Score	Medium Risk	12-31-2022
ESG Commitment	1-Low	02-15-2022

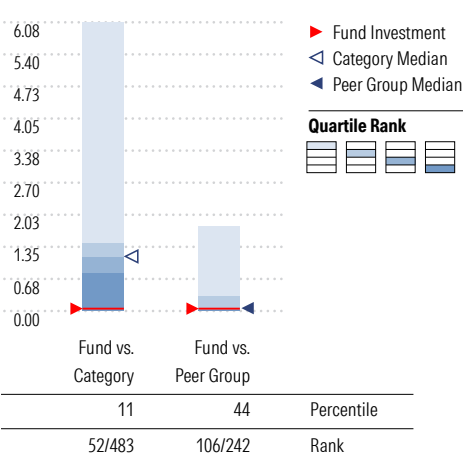
Growth of \$10,000



Trailing Performance



Net Expense



Peer group is a subset of the category and includes funds with the same management style (active vs. passive) and similar share class characteristics.

3-Year Risk Metrics

	Fund	Bmark	Cat
Alpha	0.38	-	-1.45
Beta	0.97	-	0.99
R-Squared	99.57	-	94.26
Standard Deviation	18.15	18.71	19.04
Sharpe Ratio	0.56	0.55	0.46
Tracking Error	1.34	-	4.55
Information Ratio	-0.01	-	-0.56
Up Capture Ratio	97.31	-	97.03
Down Capture Ratio	95.87	-	103.16

Portfolio Metrics

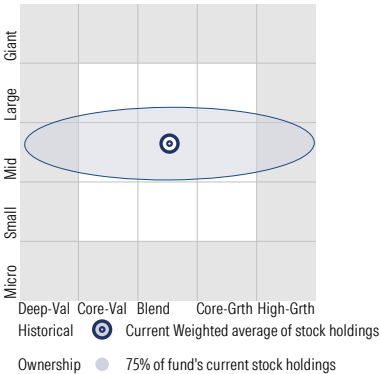
	Fund	Bmark	Cat
Price/Earnings Ratio	22.68	22.01	21.02
Price/Book Ratio	3.04	2.83	2.97
Geom Avg Mkt Cap \$B	36.12	22.35	15.34
ROE	20.28	18.15	20.02

Vanguard Mid Cap Index Admiral VIMAX


Morningstar Category
Mid-Cap Blend

Morningstar Index
Russell Mid Cap TR USD

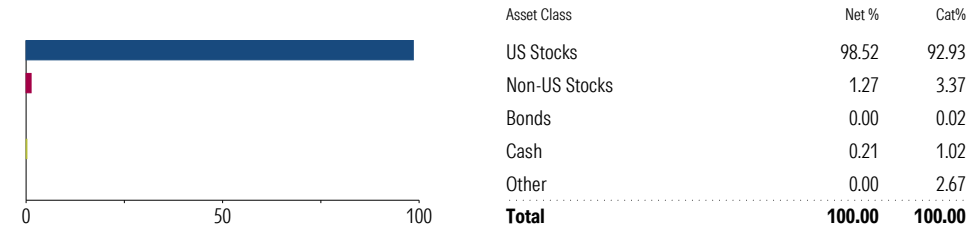
Style Analysis as of 06-30-2025
Morningstar Style Box™



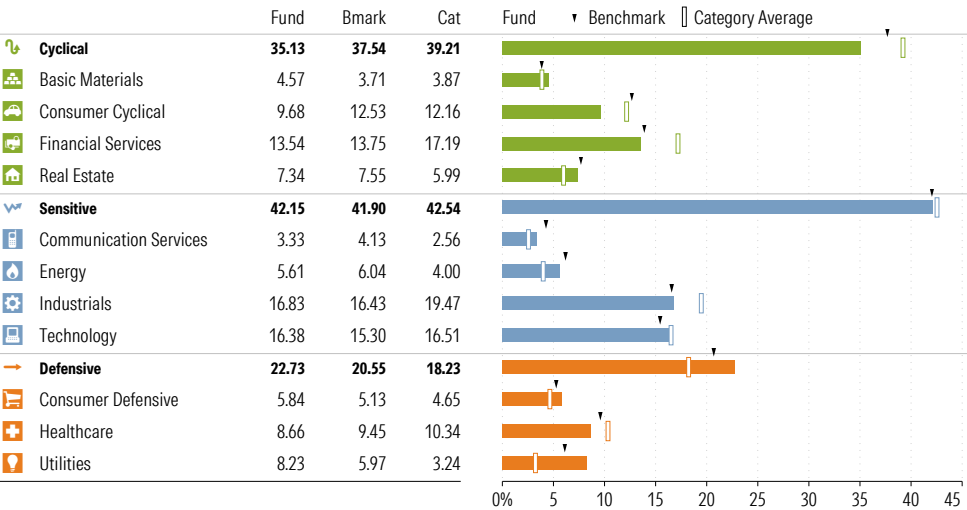
Style Breakdown



Asset Allocation as of 06-30-2025



Sector Weighting as of 06-30-2025



Top 15 Holdings as of 06-30-2025

Name	% Net Asset	Cumulative %	YTD Return %	Morningstar Sector
⊕ Amphenol Corp Class A	1.29	1.29	42.66	Technology
⊕ Constellation Energy Corp	1.14	2.44	-	Utilities
⊕ Arthur J. Gallagher & Co	1.05	3.49	13.24	Financial Services
⊕ TransDigm Group Inc	0.93	4.41	19.99	Industrials
⊕ Motorola Solutions Inc	0.82	5.24	-8.57	Technology
⊕ Howmet Aerospace Inc	0.82	6.05	70.37	Industrials
⊕ DoorDash Inc Ordinary Shares - Class A	0.81	6.86	46.95	Consumer Cyclical
⊕ Royal Caribbean Group	0.74	7.60	36.39	Consumer Cyclical
⊕ CRH PLC	0.73	8.33	0.02	Basic Materials
⊕ Newmont Corp	0.70	9.03	57.87	Basic Materials
⊕ Carrier Global Corp Ordinary Shares	0.69	9.73	7.55	Industrials
⊕ Digital Realty Trust Inc	0.68	10.41	-0.32	Real Estate
⊕ Allstate Corp	0.66	11.07	5.46	Financial Services
⊕ Vistra Corp	0.65	11.72	40.90	Utilities
⊕ Axon Enterprise Inc	0.64	12.36	39.31	Industrials

Total Holdings 309

⊕ Increase ⊖ Decrease ✨ New to Portfolio

Vanguard Small Cap Index Admiral Shares VSMAX

Morningstar Category
Small Blend

Morningstar Index
Russell 2000 TR USD

Portfolio Manager(s)

Gerard O'Reilly since 04-2016
Kenny Narzikul since 02-2023
Aaron Choi since 02-2025

Quantitative Screens

- Performance: The fund has finished in the Small Blend category's top three quartiles in 9 of the 10 years it's been in existence.
- Management: The fund's management has been in place for 9.18 years.
- Style: The fund has landed in its primary style box — Small Blend — 100 % of the time over the past three years.
- Net Expense: The fund's expense ratio of 0.05 is 94.79% lower than the Small Blend category average.

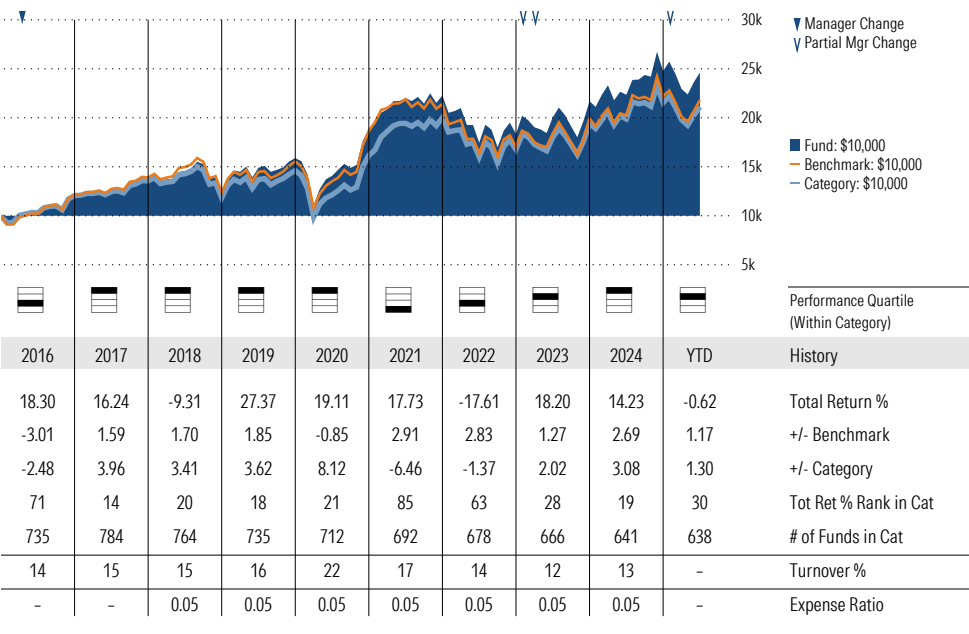
Morningstar Investment Management LLC Analysis

This fund passes all of Morningstar Investment Management's quantitative screens. Morningstar Investment Management has also assessed the fund from a qualitative perspective and, as a fiduciary, is comfortable recommending the fund's use in retirement plans.

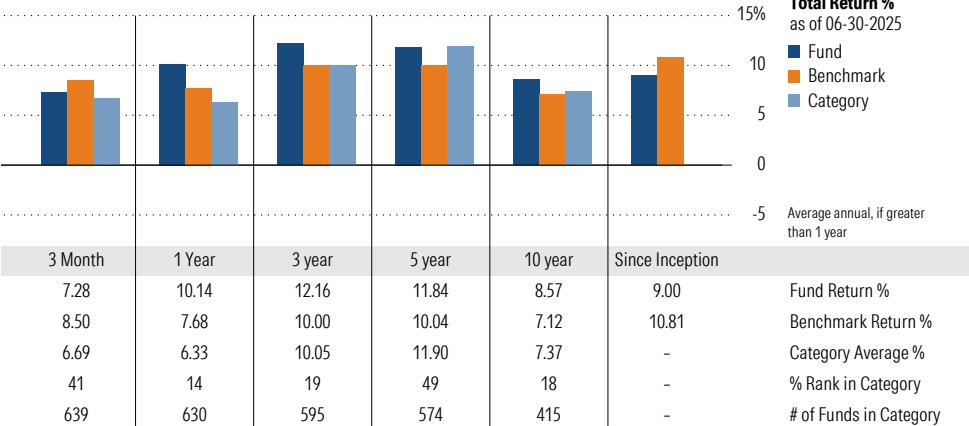
ESG Metrics

Metric	Rating	Updated
Sustainability Rating	4	05-31-2025
Carbon Risk Score	Medium Risk	12-31-2022
ESG Commitment	1-Low	02-15-2022

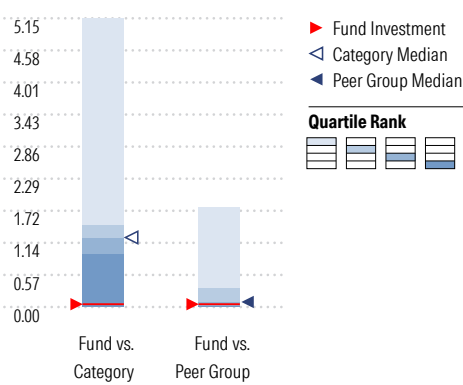
Growth of \$10,000



Trailing Performance



Net Expense



	4	38	Percentile
Rank	26/637	83/221	Rank

Peer group is a subset of the category and includes funds with the same management style (active vs. passive) and similar share class characteristics.

3-Year Risk Metrics

	Fund	Bmark	Cat
Alpha	2.62	-	0.72
Beta	0.92	-	0.91
R-Squared	97.51	-	94.98
Standard Deviation	20.95	22.53	21.13
Sharpe Ratio	0.42	0.32	0.33
Tracking Error	3.79	-	4.83
Information Ratio	0.57	-	-0.14
Up Capture Ratio	97.47	-	93.96
Down Capture Ratio	90.07	-	92.40

Portfolio Metrics

	Fund	Bmark	Cat
Price/Earnings Ratio	19.38	17.47	19.23
Price/Book Ratio	2.22	1.83	2.26
Geom Avg Mkt Cap \$B	7.27	2.55	5.91
ROE	12.60	4.85	15.75

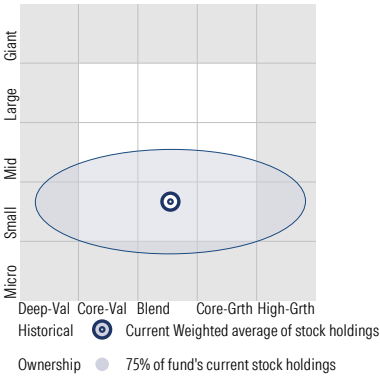
Vanguard Small Cap Index Admiral Shares VSMAX

Morningstar Category
Small Blend

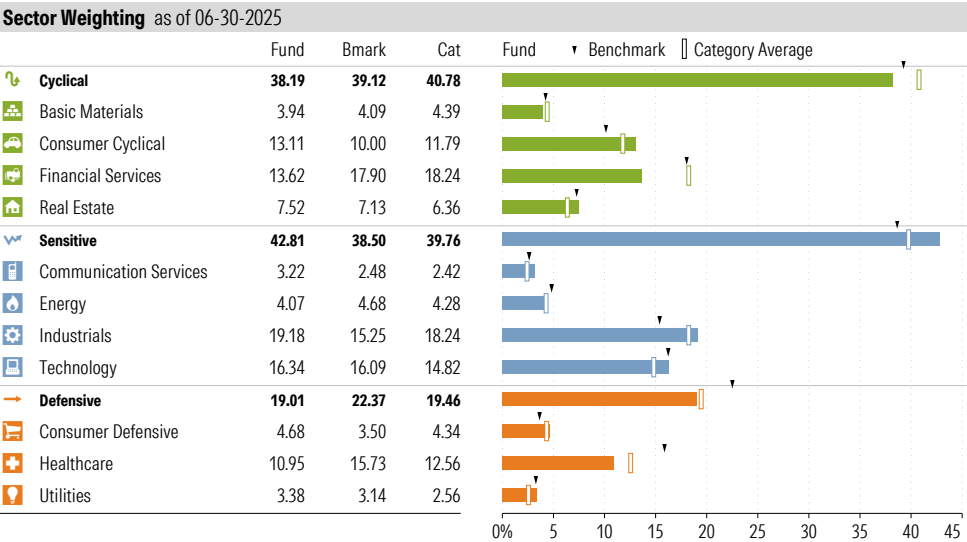
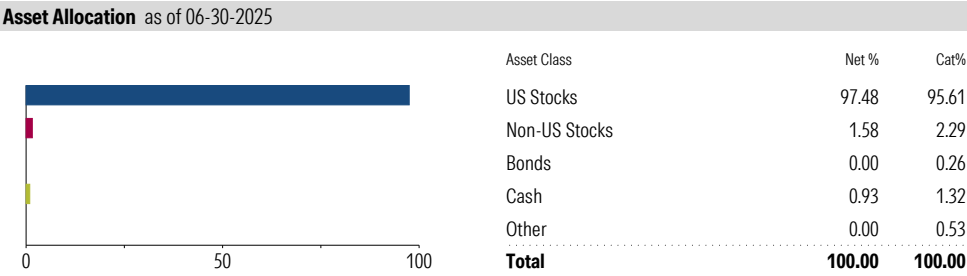
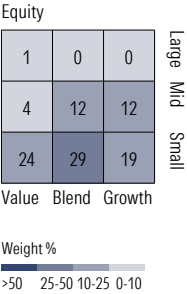
Morningstar Index
Russell 2000 TR USD

Style Analysis as of 06-30-2025

Morningstar Style Box™



Style Breakdown



Top 15 Holdings as of 06-30-2025				
Name	% Net Asset	Cumulative %	YTD Return %	Morningstar Sector
⊕ Slcmt1142	1.00	1.00	-	-
⊕ NRG Energy Inc	0.52	1.52	78.96	Utilities
⊕ Expand Energy Corp Ordinary Shares - New	0.43	1.96	18.62	Energy
⊕ Atmos Energy Corp	0.42	2.37	11.90	Utilities
⊕ Smurfit WestRock PLC	0.38	2.75	-18.29	Consumer Cyclical
⊕ EMCOR Group Inc	0.36	3.12	17.95	Industrials
⊕ Liberty Media Corp Registered Shs Series -C- Formula One	0.35	3.46	12.78	Communication Svc
⊕ Williams-Sonoma Inc	0.34	3.80	-11.11	Consumer Cyclical
⊕ Toast Inc Class A	0.34	4.13	-	Technology
⊕ Natera Inc	0.33	4.47	6.72	Healthcare
⊕ Nutanix Inc Class A	0.33	4.80	24.94	Technology
⊕ RB Global Inc	0.33	5.13	18.36	Industrials
⊕ PTC Inc	0.33	5.46	-6.27	Technology
⊕ Duolingo Inc	0.32	5.77	-	Technology
⊕ US Foods Holding Corp	0.31	6.08	14.16	Consumer Defensive
Total Holdings 1354				
⊕ Increase ⊖ Decrease ✨ New to Portfolio				

Vanguard Target Retirement 2020 Fund VTWNX

Morningstar Category Target-Date 2020
Morningstar Index Morningstar Lifetime Mod 2020 TR USD

Portfolio Manager(s)

Walter Nejman since 02-2013
Aur lie Denis since 02-2023
Michael Roach since 02-2023
Roger Aliaga-Diaz since 02-2023

Quantitative Screens

- Performance: The fund has finished in the Target-Date 2020 category's top three quartiles in 10 of the 10 years it's been in existence.
- Management: The fund's management has been in place for 12.36 years.
- Style: The fund has landed in its primary style box — Large Blend — 100 % of the time over the past three years.
- Net Expense: The fund's expense ratio of 0.08 is 84% lower than the Target-Date 2020 category average.

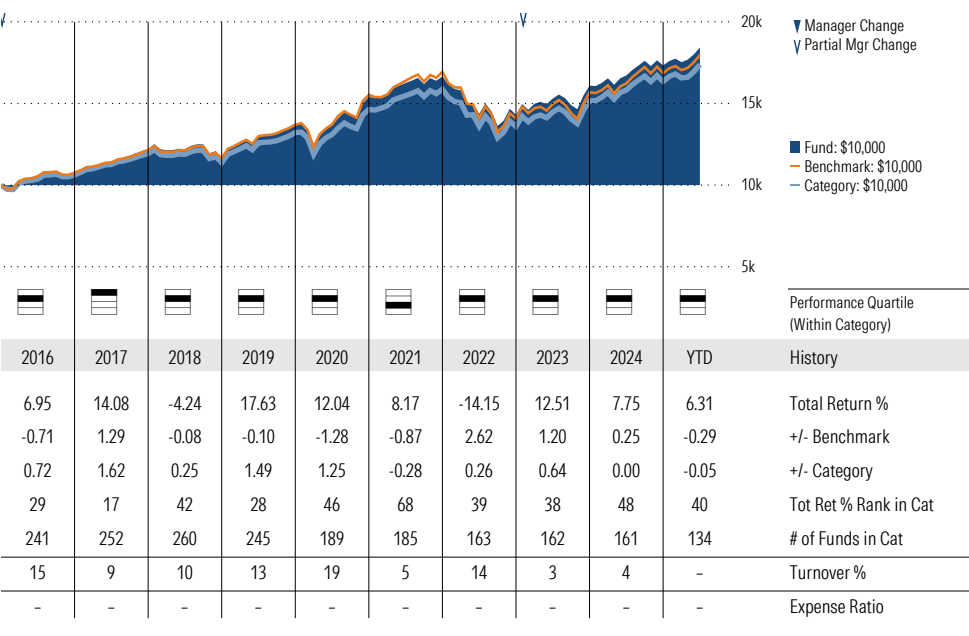
Morningstar Investment Management LLC Analysis

This fund passes all of Morningstar Investment Management's quantitative screens. Morningstar Investment Management has also assessed the fund from a qualitative perspective and, as a fiduciary, is comfortable recommending the fund's use in retirement plans.

ESG Metrics

Metric	Rating	Updated
Sustainability Rating	4	05-31-2025
ESG Commitment	1-Low	02-15-2022

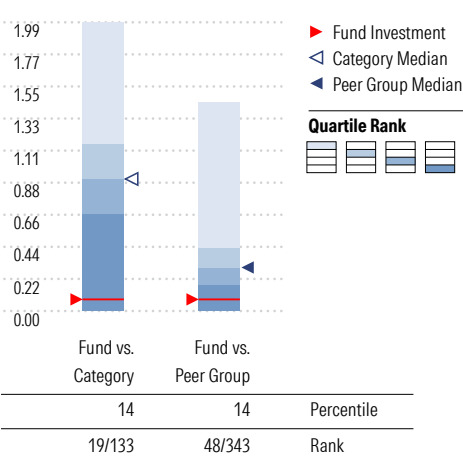
Growth of \$10,000



Trailing Performance



Net Expense



3-Year Risk Metrics

	Fund	Bmark	Cat
Alpha	1.29	-	0.87
Beta	0.86	-	0.91
R-Squared	99.07	-	98.57
Standard Deviation	9.14	10.55	9.67
Sharpe Ratio	0.43	0.37	0.41
Tracking Error	1.70	-	1.59
Information Ratio	0.15	-	0.17
Up Capture Ratio	90.95	-	94.46
Down Capture Ratio	83.02	-	89.33

Portfolio Metrics

	Fund	Bmark	Cat
Price/Earnings Ratio	20.04	21.83	21.57
Price/Book Ratio	2.62	2.98	2.92
Avg Eff Duration	5.39	-	4.58

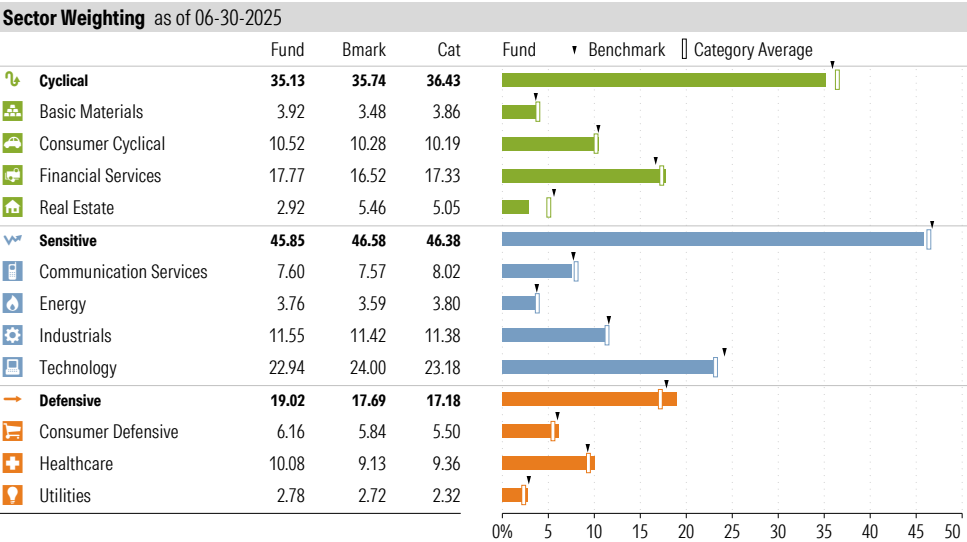
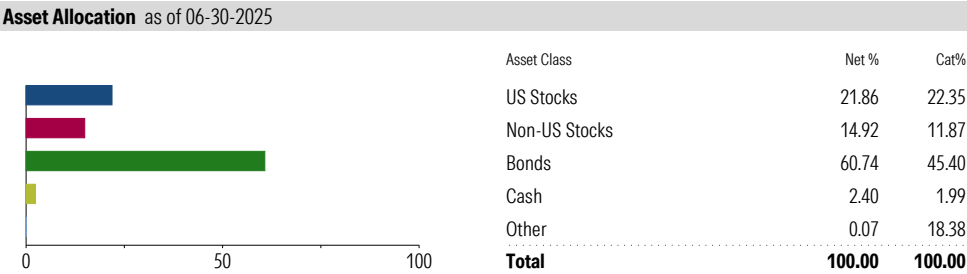
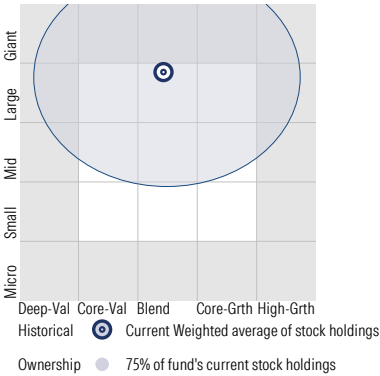
Vanguard Target Retirement 2020 Fund VTWNX

Morningstar Category
Target-Date 2020

Morningstar Index
Morningstar Lifetime Mod 2020 TR USD

Style Analysis as of 06-30-2025

Morningstar Style Box™



Top 7 Holdings as of 06-30-2025

Name	Maturity Date	% Net Asset	Cumulative %	YTD Return %	Morningstar Sector
⊕ Vanguard Total Bond Market II Idx Inv	-	33.70	33.70	-	-
⊖ Vanguard Total Stock Mkt Idx Instl Pls	-	22.02	55.72	-	-
⊖ Vanguard Total Intl Stock Index Inv	-	15.26	70.98	-	-
⊖ Vanguard Total Intl Bd II Idx Instl	-	14.57	85.55	-	-
⊖ Vanguard Shrt-Term Infl-Prot Sec Idx Adm	-	13.81	99.36	-	-
⊕ Mktliq 12/31/2049	-	0.63	99.99	-	-
⊕ Us Dollar	-	0.01	100.00	-	-

Total Holdings 7

⊕ Increase ⊖ Decrease ✱ New to Portfolio

Vanguard Target Retirement 2025 Fund VTTVX

Morningstar Category
Target-Date 2025

Morningstar Index
Morningstar Lifetime Mod 2025 TR USD

Portfolio Manager(s)

Walter Nejman since 02-2013
Aur lie Denis since 02-2023
Michael Roach since 02-2023
Roger Aliaga-Diaz since 02-2023

Quantitative Screens

- Performance: The fund has finished in the Target-Date 2025 category's top three quartiles in 10 of the 10 years it's been in existence.
- Management: The fund's management has been in place for 12.36 years.
- Style: The fund has landed in its primary style box — Large Blend — 100 % of the time over the past three years.
- Net Expense: The fund's expense ratio of 0.08 is 85.96% lower than the Target-Date 2025 category average.

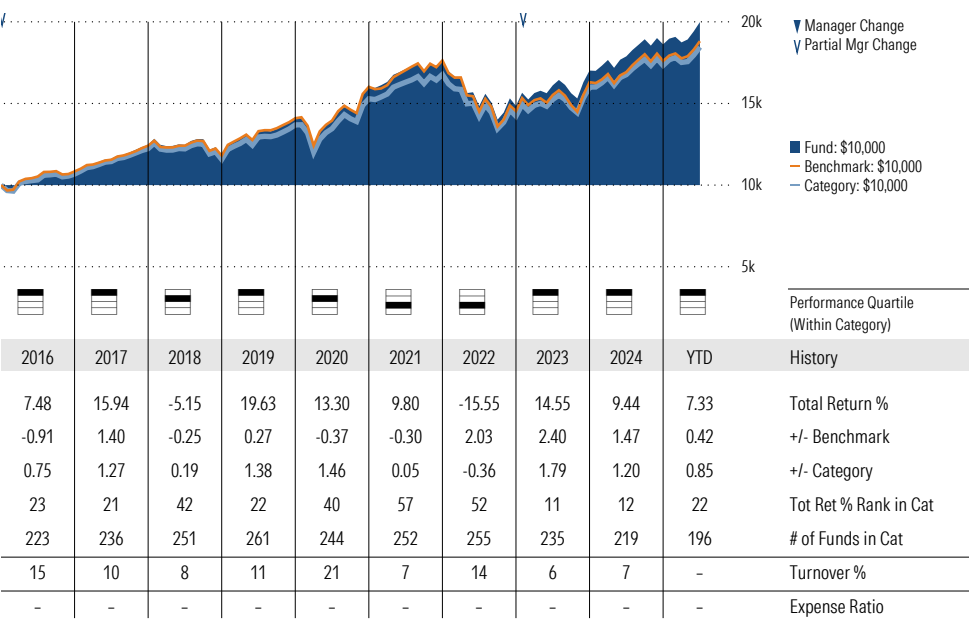
Morningstar Investment Management LLC Analysis

This fund passes all of Morningstar Investment Management's quantitative screens. Morningstar Investment Management has also assessed the fund from a qualitative perspective and, as a fiduciary, is comfortable recommending the fund's use in retirement plans.

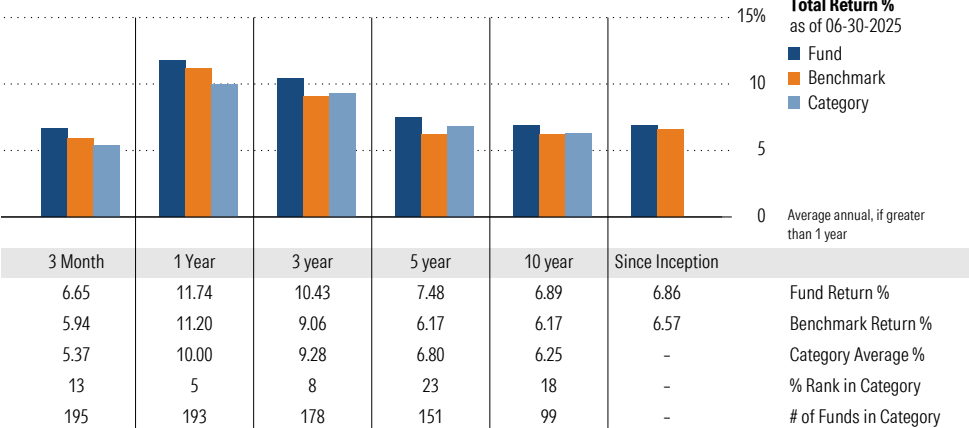
ESG Metrics

Metric	Rating	Updated
Sustainability Rating	3	05-31-2025
Carbon Risk Score	Low Risk	12-31-2022
ESG Commitment	1-Low	02-15-2022

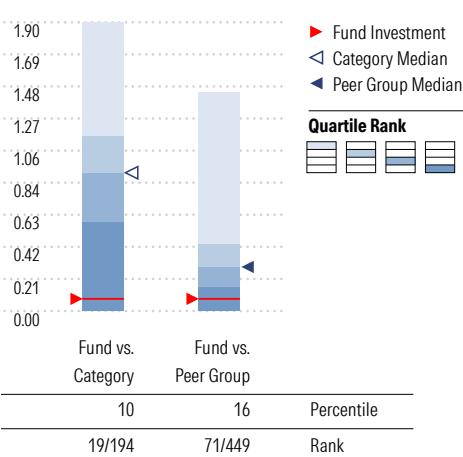
Growth of \$10,000



Trailing Performance



Net Expense



Peer group is a subset of the category and includes funds with the same management style (active vs. passive) and similar share class characteristics.

3-Year Risk Metrics

	Fund	Bmark	Cat
Alpha	1.88	-	1.13
Beta	0.92	-	0.88
R-Squared	98.96	-	97.96
Standard Deviation	10.54	11.35	10.05
Sharpe Ratio	0.54	0.40	0.45
Tracking Error	1.38	-	2.02
Information Ratio	1.00	-	0.21
Up Capture Ratio	99.07	-	91.70
Down Capture Ratio	88.61	-	85.42

Portfolio Metrics

	Fund	Bmark	Cat
Price/Earnings Ratio	20.06	21.67	20.35
Price/Book Ratio	2.63	2.94	2.96
Avg Eff Duration	5.65	-	3.85

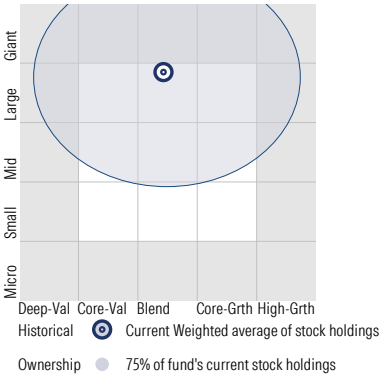
Vanguard Target Retirement 2025 Fund VTTVX

Morningstar Category
Target-Date 2025

Morningstar Index
Morningstar Lifetime Mod 2025 TR USD

Style Analysis as of 06-30-2025

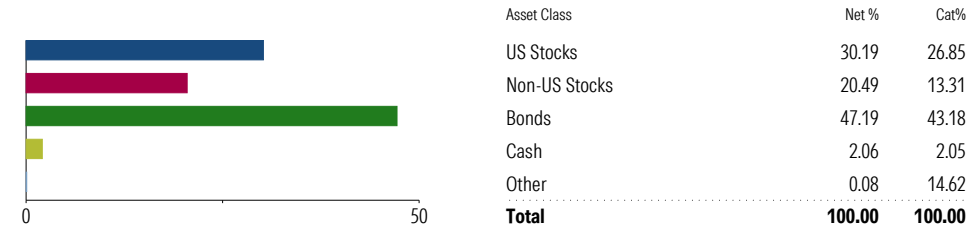
Morningstar Style Box™



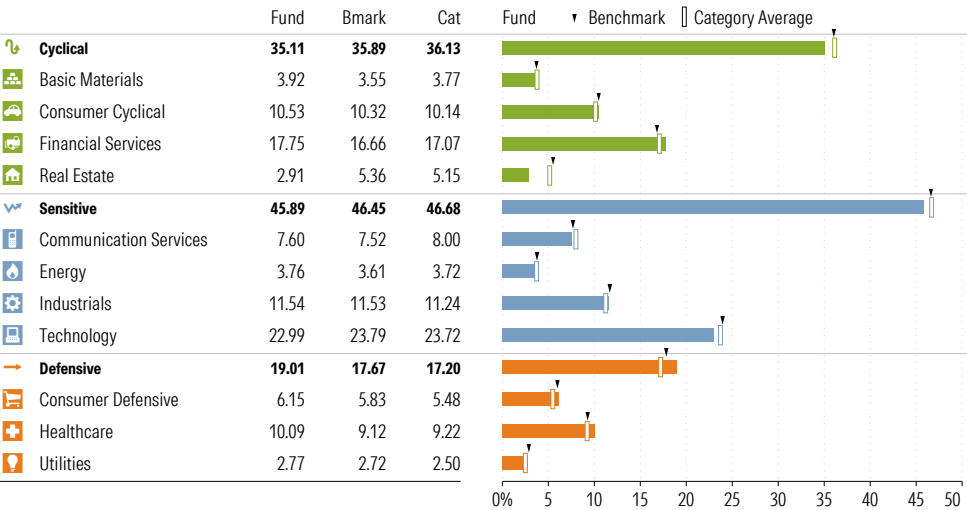
Style Breakdown



Asset Allocation as of 06-30-2025



Sector Weighting as of 06-30-2025



Top 7 Holdings as of 06-30-2025

Name	Maturity Date	% Net Asset	Cumulative %	YTD Return %	Morningstar Sector
⊖ Vanguard Total Stock Mkt Idx Instl Pls	-	30.41	30.41	-	-
⊕ Vanguard Total Bond Market II Idx Inv	-	28.40	58.81	-	-
⊖ Vanguard Total Intl Stock Index Inv	-	20.95	79.76	-	-
⊖ Vanguard Total Intl Bd II Idx Instl	-	12.54	92.30	-	-
⊖ Vanguard Shrt-Term Infl-Prot Sec Idx Adm	-	7.04	99.34	-	-
⊕ Mktliq 12/31/2049	-	0.66	100.00	-	-
⊕ Us Dollar	-	0.00	100.00	-	-

Total Holdings 7

⊕ Increase ⊖ Decrease ✱ New to Portfolio

Vanguard Target Retirement 2030 Fund VTHRX

Morningstar Category Target-Date 2030
Morningstar Index Morningstar Lifetime Mod 2030 TR USD

Portfolio Manager(s)

Walter Nejman since 02-2013
Aur lie Denis since 02-2023
Michael Roach since 02-2023
Roger Aliaga-Diaz since 02-2023

Quantitative Screens

- Performance: The fund has finished in the Target-Date 2030 category's top three quartiles in 10 of the 10 years it's been in existence.
- Management: The fund's management has been in place for 12.36 years.
- Style: The fund has landed in its primary style box — Large Blend — 100 % of the time over the past three years.
- Net Expense: The fund's expense ratio of 0.08 is 85.96% lower than the Target-Date 2030 category average.

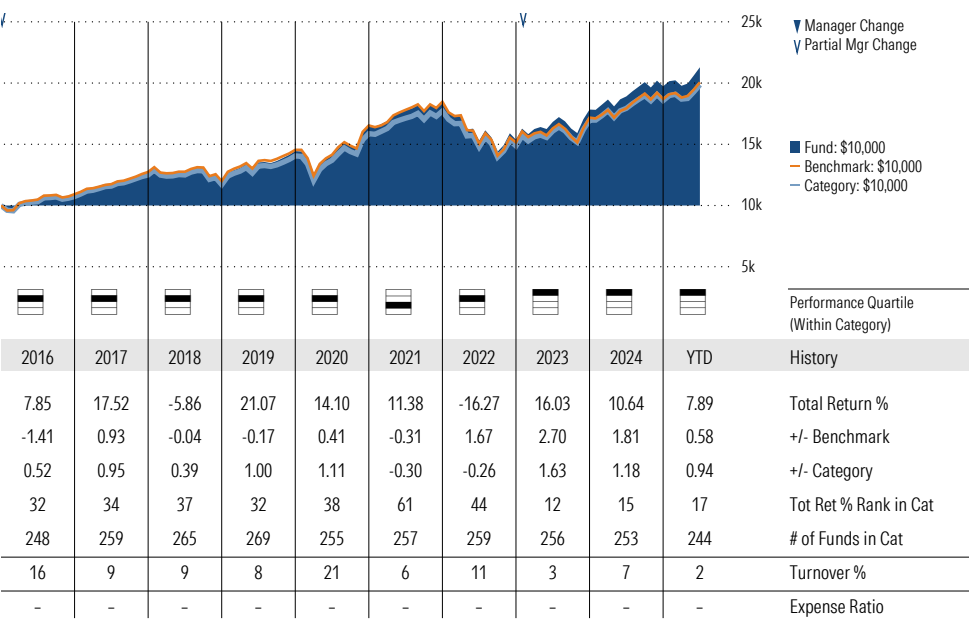
Morningstar Investment Management LLC Analysis

This fund passes all of Morningstar Investment Management's quantitative screens. Morningstar Investment Management has also assessed the fund from a qualitative perspective and, as a fiduciary, is comfortable recommending the fund's use in retirement plans.

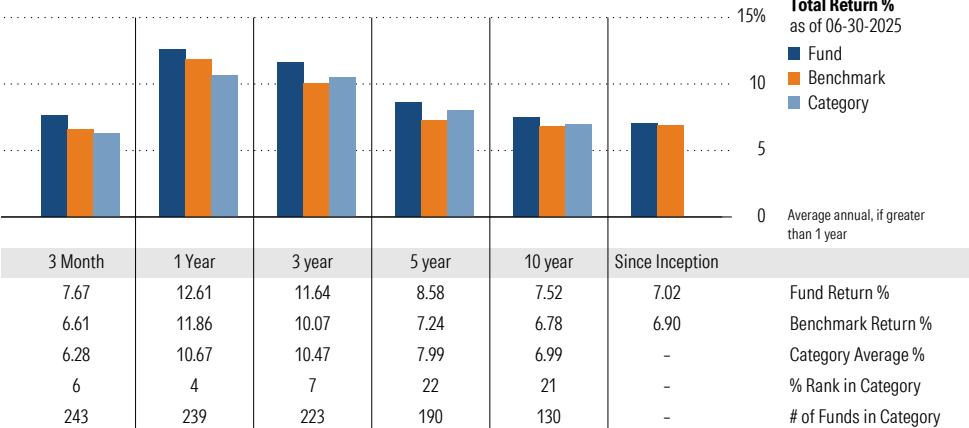
ESG Metrics

Metric	Rating	Updated
Sustainability Rating	3	05-31-2025
Carbon Risk Score	Low Risk	12-31-2022
ESG Commitment	1-Low	02-15-2022

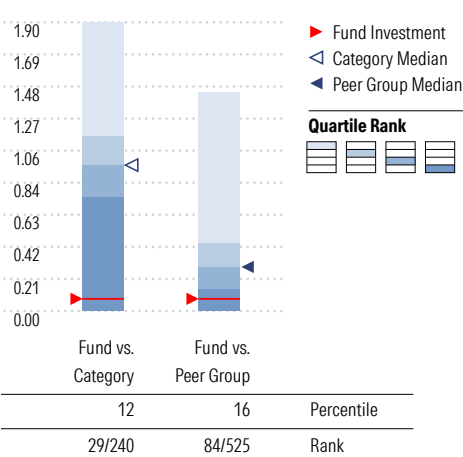
Growth of \$10,000



Trailing Performance



Net Expense



Peer group is a subset of the category and includes funds with the same management style (active vs. passive) and similar share class characteristics.

3-Year Risk Metrics

	Fund	Bmark	Cat
Alpha	1.93	-	1.14
Beta	0.95	-	0.91
R-Squared	98.91	-	98.24
Standard Deviation	11.54	12.15	11.16
Sharpe Ratio	0.60	0.46	0.52
Tracking Error	1.38	-	1.83
Information Ratio	1.14	-	0.31
Up Capture Ratio	100.87	-	94.81
Down Capture Ratio	91.00	-	88.93

Portfolio Metrics

	Fund	Bmark	Cat
Price/Earnings Ratio	20.06	21.51	20.98
Price/Book Ratio	2.63	2.89	3.02
Avg Eff Duration	6.17	-	4.59

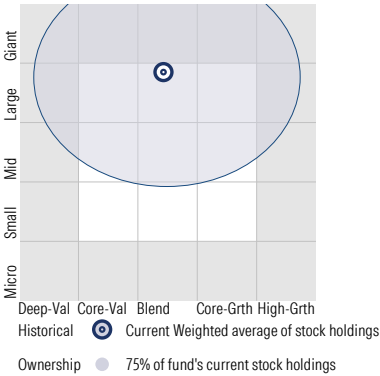
Vanguard Target Retirement 2030 Fund VTHR

Morningstar Category
Target-Date 2030

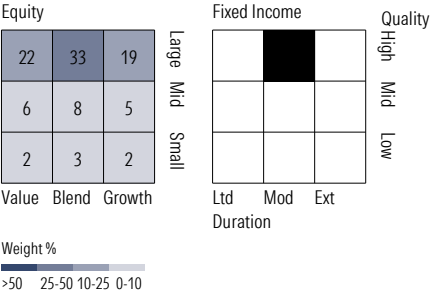
Morningstar Index
Morningstar Lifetime Mod 2030 TR USD

Style Analysis as of 06-30-2025

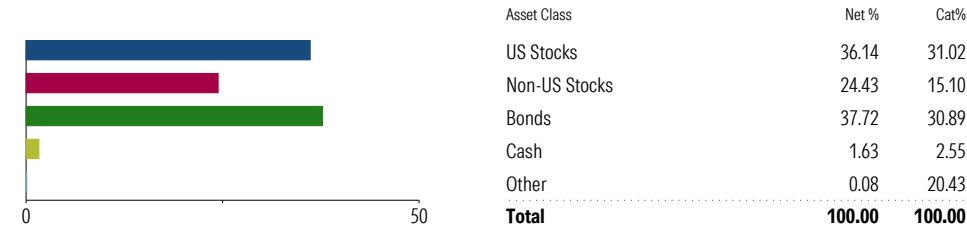
Morningstar Style Box™



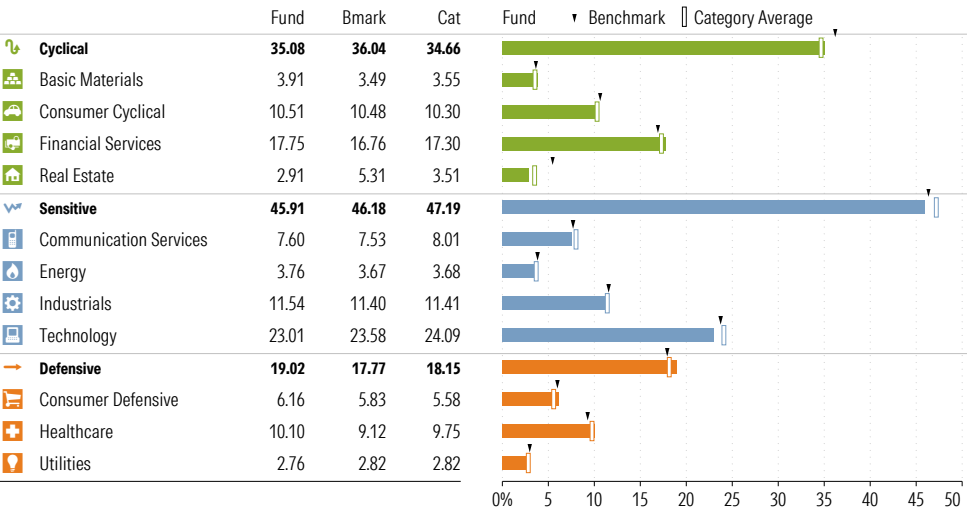
Style Breakdown



Asset Allocation as of 06-30-2025



Sector Weighting as of 06-30-2025



Top 6 Holdings as of 06-30-2025

Name	Maturity Date	% Net Asset	Cumulative %	YTD Return %	Morningstar Sector
⊖ Vanguard Total Stock Mkt Idx Instl Pls	-	36.41	36.41	-	-
⊕ Vanguard Total Bond Market II Idx Inv	-	26.44	62.84	-	-
⊖ Vanguard Total Intl Stock Index Inv	-	24.98	87.82	-	-
⊖ Vanguard Total Intl Bd II Idx Instl	-	11.52	99.34	-	-
⊕ Mktliq 12/31/2049	-	0.64	99.98	-	-
⊕ Us Dollar	-	0.02	100.00	-	-

Total Holdings 6

⊕ Increase ⊖ Decrease ✱ New to Portfolio

Vanguard Target Retirement 2035 Fund VTTHX

Morningstar Category Target-Date 2035
Morningstar Index Morningstar Lifetime Mod 2035 TR USD

Portfolio Manager(s)

Walter Nejman since 02-2013
Aur lie Denis since 02-2023
Michael Roach since 02-2023
Roger Aliaga-Diaz since 02-2023

Quantitative Screens

- Performance: The fund has finished in the Target-Date 2035 category's top three quartiles in 9 of the 10 years it's been in existence.
- Management: The fund's management has been in place for 12.36 years.
- Style: The fund has landed in its primary style box — Large Blend — 96.97 % of the time over the past three years.
- Net Expense: The fund's expense ratio of 0.08 is 85.96% lower than the Target-Date 2035 category average.

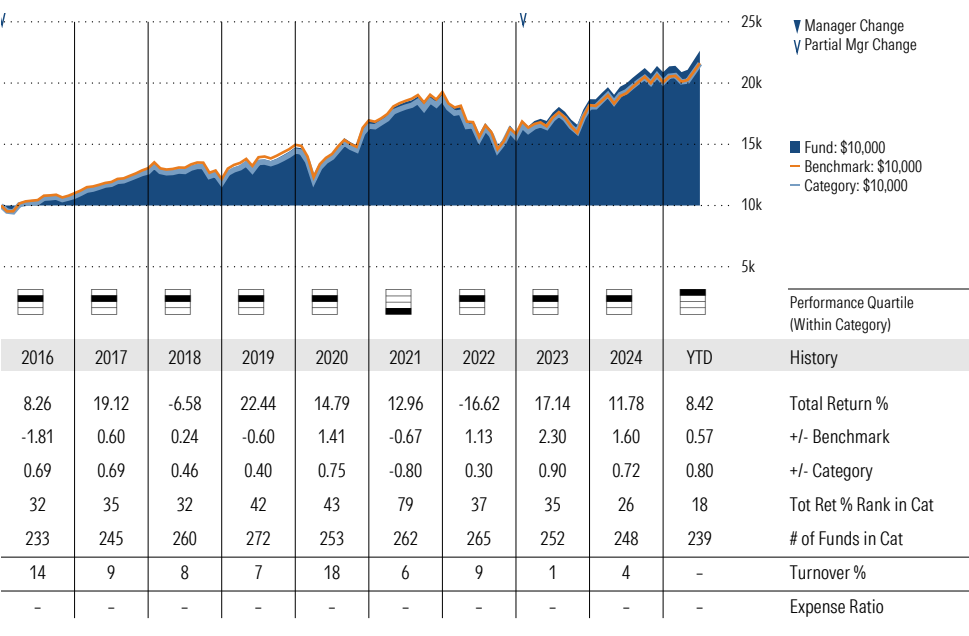
Morningstar Investment Management LLC Analysis

This fund passes all of Morningstar Investment Management's quantitative screens. Morningstar Investment Management has also assessed the fund from a qualitative perspective and, as a fiduciary, is comfortable recommending the fund's use in retirement plans.

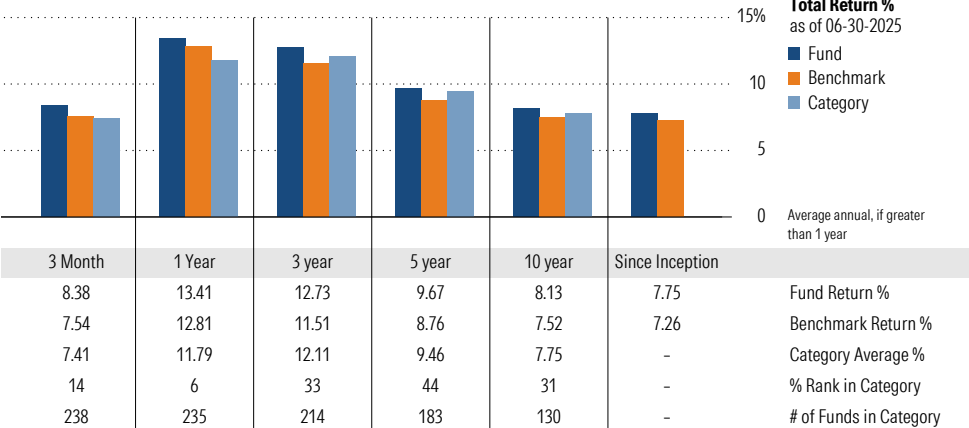
ESG Metrics

Metric	Rating	Updated
Sustainability Rating	3	05-31-2025
Carbon Risk Score	Low Risk	12-31-2022
ESG Commitment	1-Low	02-15-2022

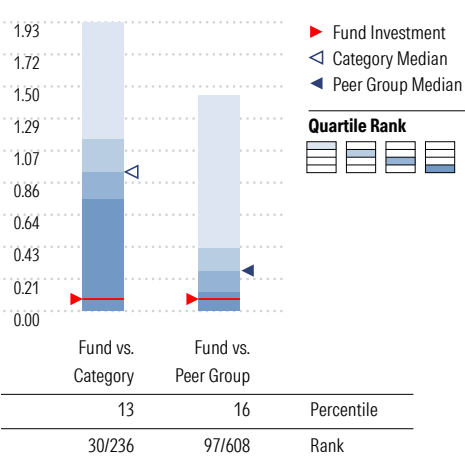
Growth of \$10,000



Trailing Performance



Net Expense



Peer group is a subset of the category and includes funds with the same management style (active vs. passive) and similar share class characteristics.

3-Year Risk Metrics

	Fund	Bmark	Cat
Alpha	1.72	-	1.13
Beta	0.94	-	0.94
R-Squared	98.98	-	98.11
Standard Deviation	12.24	12.96	12.32
Sharpe Ratio	0.65	0.54	0.60
Tracking Error	1.46	-	1.80
Information Ratio	0.83	-	0.38
Up Capture Ratio	98.98	-	97.43
Down Capture Ratio	90.64	-	91.91

Portfolio Metrics

	Fund	Bmark	Cat
Price/Earnings Ratio	20.06	21.34	21.68
Price/Book Ratio	2.63	2.85	3.01
Avg Eff Duration	6.17	-	5.56

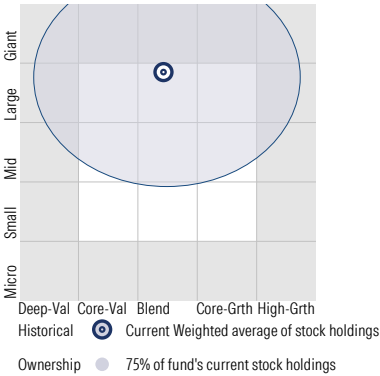
Vanguard Target Retirement 2035 Fund VTTHX

Morningstar Category
Target-Date 2035

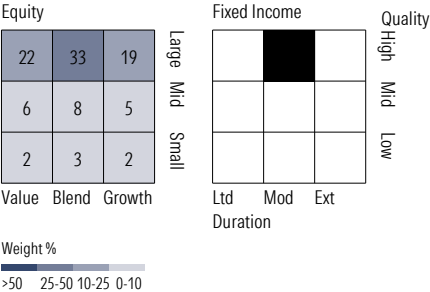
Morningstar Index
Morningstar Lifetime Mod 2035 TR USD

Style Analysis as of 06-30-2025

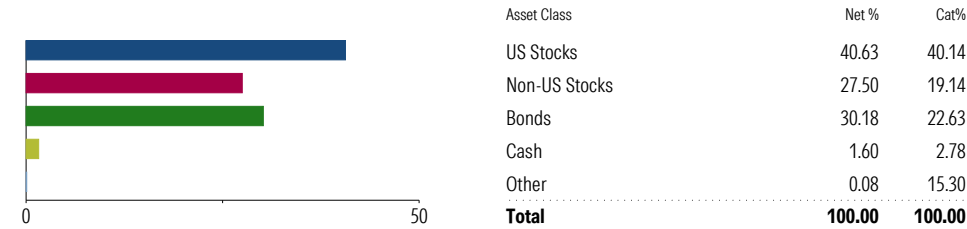
Morningstar Style Box™



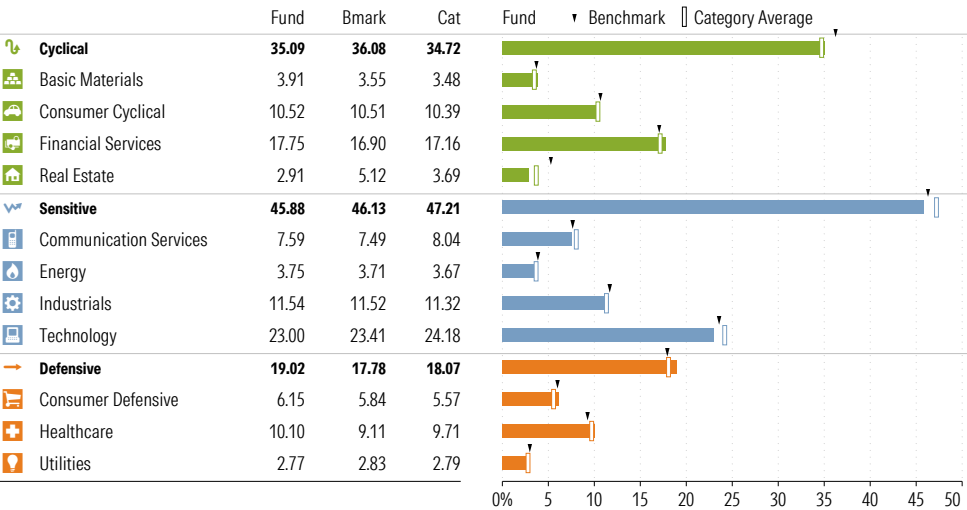
Style Breakdown



Asset Allocation as of 06-30-2025



Sector Weighting as of 06-30-2025



Top 6 Holdings as of 06-30-2025

Name	Maturity Date	% Net Asset	Cumulative %	YTD Return %	Morningstar Sector
⊖ Vanguard Total Stock Mkt Idx Instl Pls	-	40.93	40.93	-	-
⊕ Vanguard Total Intl Stock Index Inv	-	28.12	69.06	-	-
⊕ Vanguard Total Bond Market II Idx Inv	-	21.07	90.12	-	-
⊕ Vanguard Total Intl Bd II Idx Instl	-	9.30	99.42	-	-
⊕ Mktliq 12/31/2049	-	0.58	100.00	-	-
⊕ Us Dollar	-	0.00	100.01	-	-

Total Holdings 6

⊕ Increase ⊖ Decrease ✱ New to Portfolio

Vanguard Target Retirement 2040 Fund VFORX

Morningstar Category Target-Date 2040
Morningstar Index Morningstar Lifetime Mod 2040 TR USD

Portfolio Manager(s)

Walter Nejman since 02-2013
Aur lie Denis since 02-2023
Michael Roach since 02-2023
Roger Aliaga-Diaz since 02-2023

Quantitative Screens

- Performance: The fund has finished in the Target-Date 2040 category's top three quartiles in 9 of the 10 years it's been in existence.
- Management: The fund's management has been in place for 12.36 years.
- Style: The fund has landed in its primary style box — Large Blend — 96.97 % of the time over the past three years.
- Net Expense: The fund's expense ratio of 0.08 is 86.21% lower than the Target-Date 2040 category average.

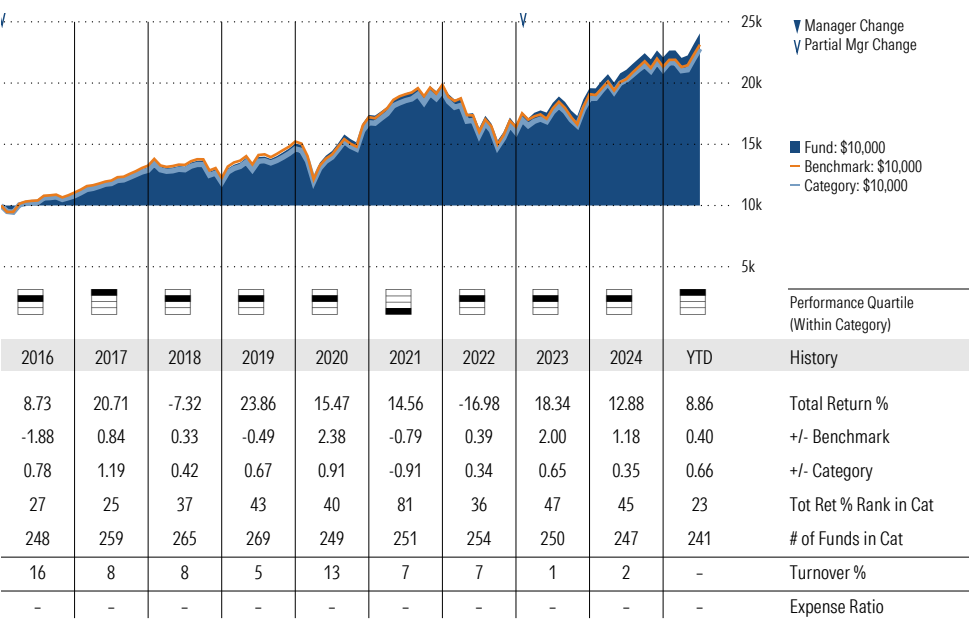
Morningstar Investment Management LLC Analysis

This fund passes all of Morningstar Investment Management's quantitative screens. Morningstar Investment Management has also assessed the fund from a qualitative perspective and, as a fiduciary, is comfortable recommending the fund's use in retirement plans.

ESG Metrics

Metric	Rating	Updated
Sustainability Rating	3	05-31-2025
Carbon Risk Score	Low Risk	12-31-2022
ESG Commitment	1-Low	02-15-2022

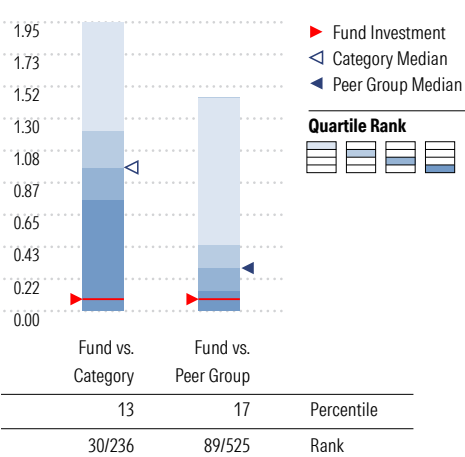
Growth of \$10,000



Trailing Performance



Net Expense



Peer group is a subset of the category and includes funds with the same management style (active vs. passive) and similar share class characteristics.

3-Year Risk Metrics

	Fund	Bmark	Cat
Alpha	1.38	-	0.92
Beta	0.94	-	0.96
R-Squared	98.99	-	98.10
Standard Deviation	12.93	13.71	13.32
Sharpe Ratio	0.70	0.62	0.67
Tracking Error	1.55	-	1.88
Information Ratio	0.48	-	0.30
Up Capture Ratio	97.63	-	98.60
Down Capture Ratio	91.33	-	94.32

Portfolio Metrics

	Fund	Bmark	Cat
Price/Earnings Ratio	20.06	21.16	21.57
Price/Book Ratio	2.63	2.82	2.97
Avg Eff Duration	6.18	-	6.14

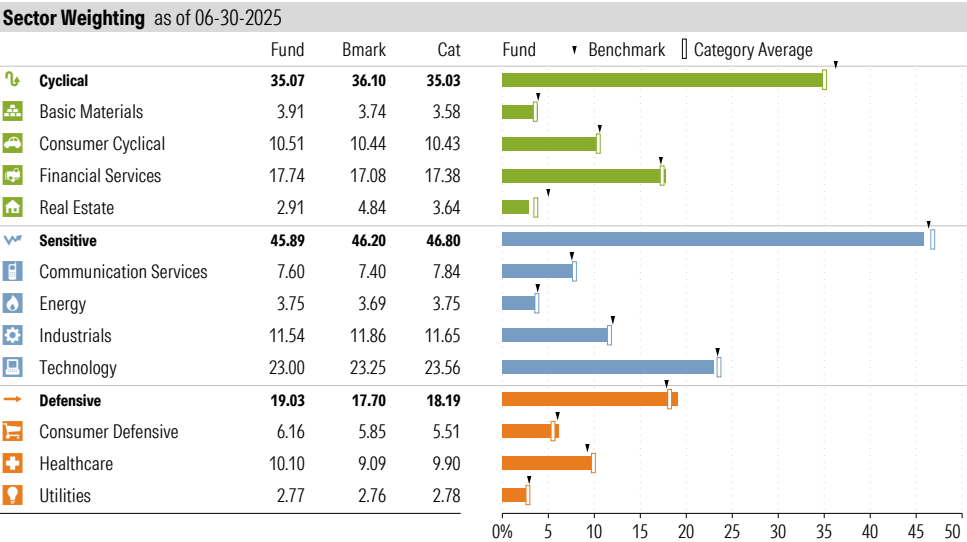
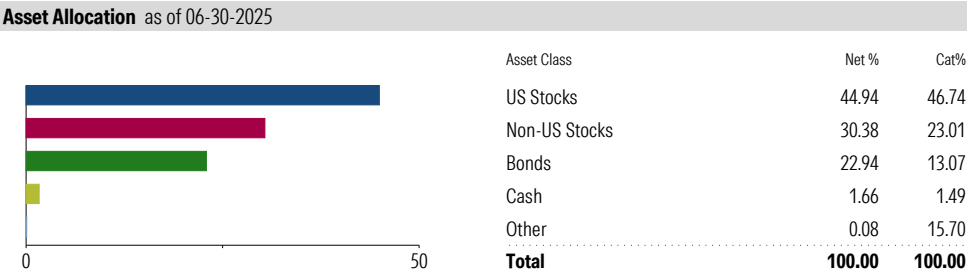
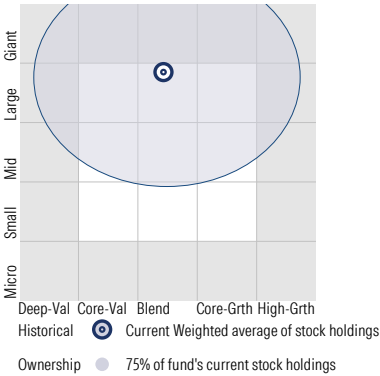
Vanguard Target Retirement 2040 Fund VFORX

Morningstar Category
Target-Date 2040

Morningstar Index
Morningstar Lifetime Mod 2040 TR USD

Style Analysis as of 06-30-2025

Morningstar Style Box™



Top 6 Holdings as of 06-30-2025

Name	Maturity Date	% Net Asset	Cumulative %	YTD Return %	Morningstar Sector
⊕ Vanguard Total Stock Mkt Idx Instl Pls	-	45.27	45.27	-	-
⊕ Vanguard Total Intl Stock Index Inv	-	31.07	76.34	-	-
⊕ Vanguard Total Bond Market II Idx Inv	-	15.92	92.26	-	-
⊕ Vanguard Total Intl Bd II Idx Instl	-	7.16	99.42	-	-
⊕ Mktliq 12/31/2049	-	0.56	99.99	-	-
⊕ Us Dollar	-	0.01	100.00	-	-

Total Holdings 6

⊕ Increase ⊖ Decrease ✱ New to Portfolio

Vanguard Target Retirement 2045 Fund VTIVX

Morningstar Category Target-Date 2045
Morningstar Index Morningstar Lifetime Mod 2045 TR USD

Portfolio Manager(s)

Walter Nejman since 02-2013
Aur lie Denis since 02-2023
Michael Roach since 02-2023
Roger Aliaga-Diaz since 02-2023

Quantitative Screens

- Performance: The fund has finished in the Target-Date 2045 category's top three quartiles in 10 of the 10 years it's been in existence.
- Management: The fund's management has been in place for 12.36 years.
- Style: The fund has landed in its primary style box — Large Blend — 96.97 % of the time over the past three years.
- Net Expense: The fund's expense ratio of 0.08 is 86.21% lower than the Target-Date 2045 category average.

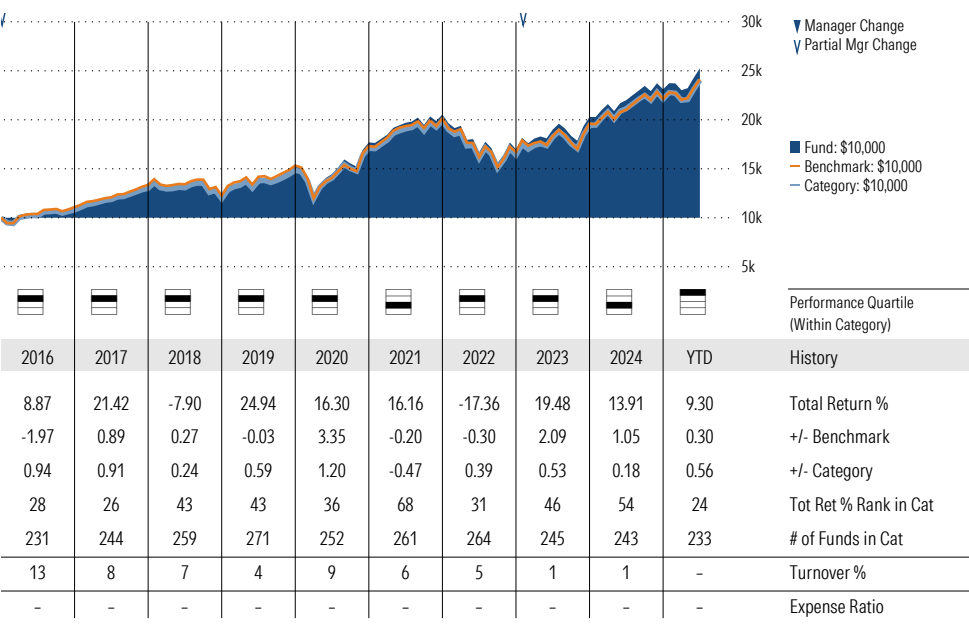
Morningstar Investment Management LLC Analysis

This fund passes all of Morningstar Investment Management's quantitative screens. Morningstar Investment Management has also assessed the fund from a qualitative perspective and, as a fiduciary, is comfortable recommending the fund's use in retirement plans.

ESG Metrics

Metric	Rating	Updated
Sustainability Rating	3	05-31-2025
Carbon Risk Score	Low Risk	12-31-2022
ESG Commitment	1-Low	02-15-2022

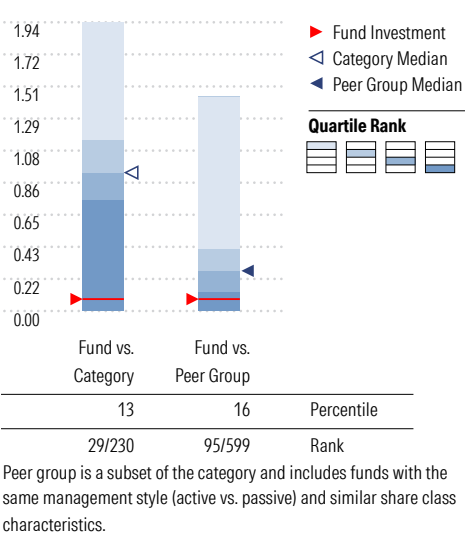
Growth of \$10,000



Trailing Performance



Net Expense



3-Year Risk Metrics

	Fund	Bmark	Cat
Alpha	1.18	-	0.70
Beta	0.95	-	0.97
R-Squared	98.94	-	98.10
Standard Deviation	13.65	14.28	13.99
Sharpe Ratio	0.74	0.67	0.70
Tracking Error	1.57	-	1.94
Information Ratio	0.41	-	0.19
Up Capture Ratio	98.05	-	98.96
Down Capture Ratio	92.78	-	95.99

Portfolio Metrics

	Fund	Bmark	Cat
Price/Earnings Ratio	20.01	21.00	21.39
Price/Book Ratio	2.61	2.78	2.91
Avg Eff Duration	6.17	-	6.84

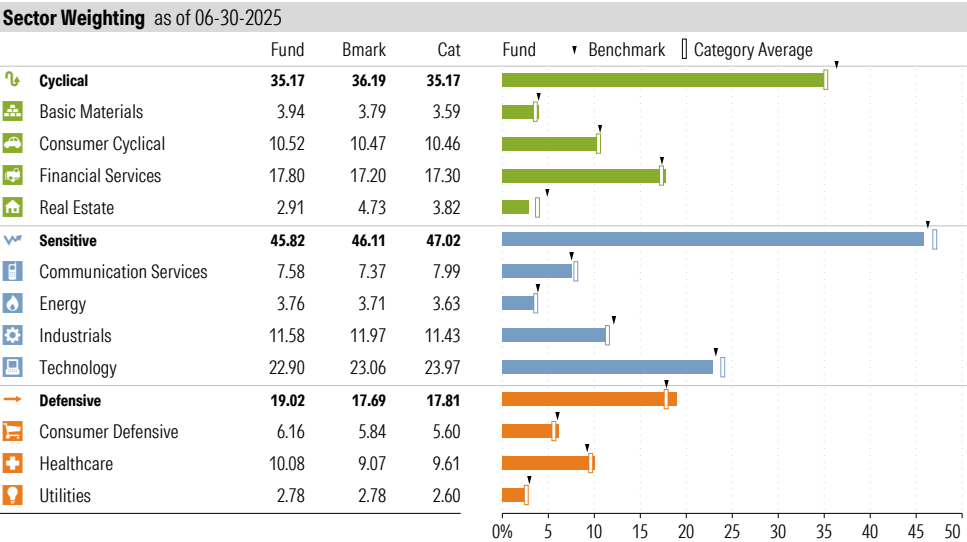
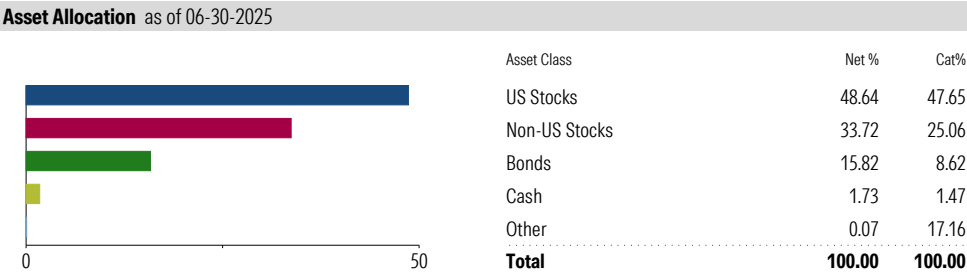
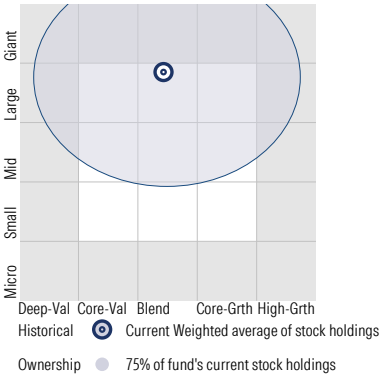
Vanguard Target Retirement 2045 Fund VTIVX

Morningstar Category
Target-Date 2045

Morningstar Index
Morningstar Lifetime Mod 2045 TR USD

Style Analysis as of 06-30-2025

Morningstar Style Box™



Top 6 Holdings as of 06-30-2025

Name	Maturity Date	% Net Asset	Cumulative %	YTD Return %	Morningstar Sector
⊕ Vanguard Total Stock Mkt Idx Instl Pls	-	48.99	48.99	-	-
⊕ Vanguard Total Intl Stock Index Inv	-	34.49	83.48	-	-
⊕ Vanguard Total Bond Market II Idx Inv	-	11.05	94.53	-	-
⊕ Vanguard Total Intl Bd II Idx Instl	-	4.88	99.41	-	-
⊕ Mktliq 12/31/2049	-	0.59	100.00	-	-
⊕ Us Dollar	-	0.00	100.00	-	-

Total Holdings 6

⊕ Increase ⊖ Decrease ✱ New to Portfolio

Vanguard Target Retirement 2050 Fund VFIFX

Morningstar Category
Target-Date 2050

Morningstar Index
Morningstar Lifetime Mod 2050 TR USD

Portfolio Manager(s)

Walter Nejman since 02-2013
Aur lie Denis since 02-2023
Michael Roach since 02-2023
Roger Aliaga-Diaz since 02-2023

Quantitative Screens

- Performance: The fund has finished in the Target-Date 2050 category's top three quartiles in 10 of the 10 years it's been in existence.
- Management: The fund's management has been in place for 12.36 years.
- Style: The fund has landed in its primary style box — Large Blend — 100 % of the time over the past three years.
- Net Expense: The fund's expense ratio of 0.08 is 86.21% lower than the Target-Date 2050 category average.

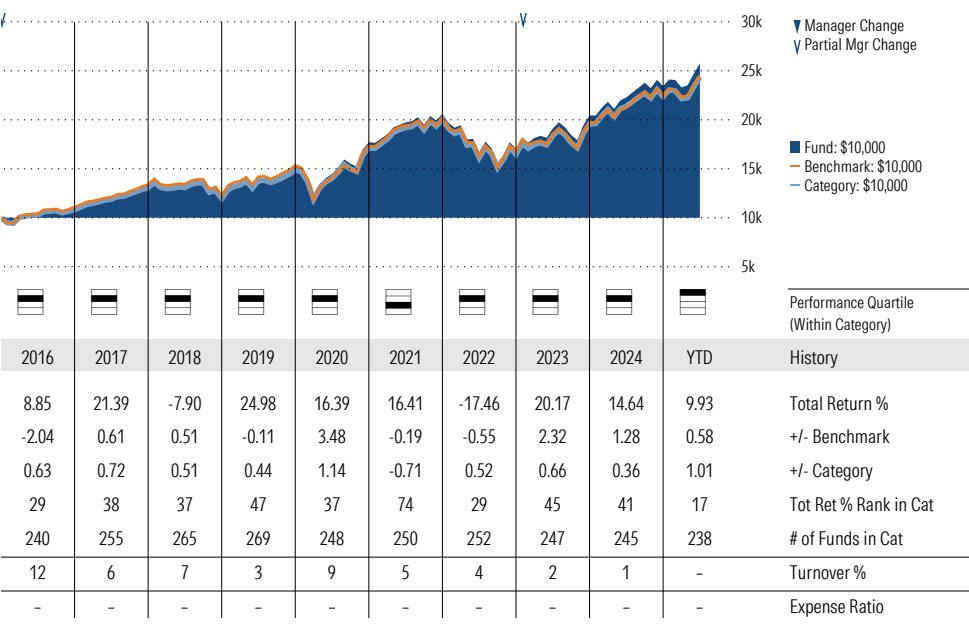
Morningstar Investment Management LLC Analysis

This fund passes all of Morningstar Investment Management's quantitative screens. Morningstar Investment Management has also assessed the fund from a qualitative perspective and, as a fiduciary, is comfortable recommending the fund's use in retirement plans.

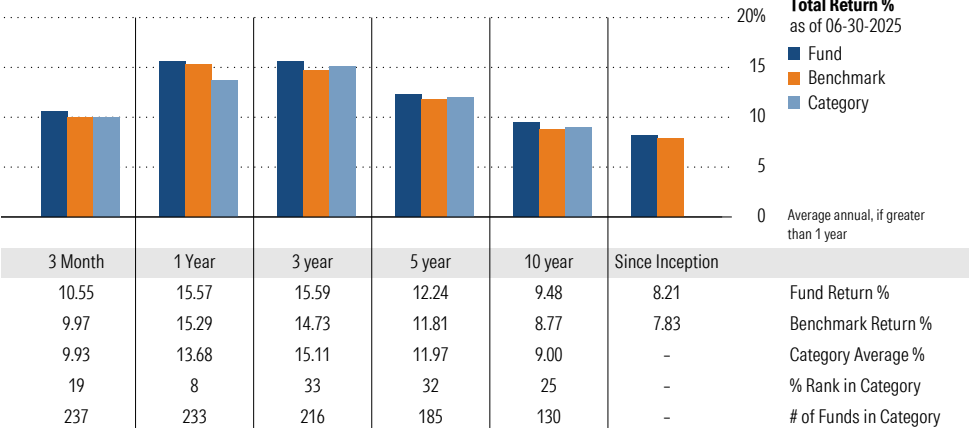
ESG Metrics

Metric	Rating	Updated
Sustainability Rating	3	05-31-2025
Carbon Risk Score	Low Risk	12-31-2022
ESG Commitment	1-Low	02-15-2022

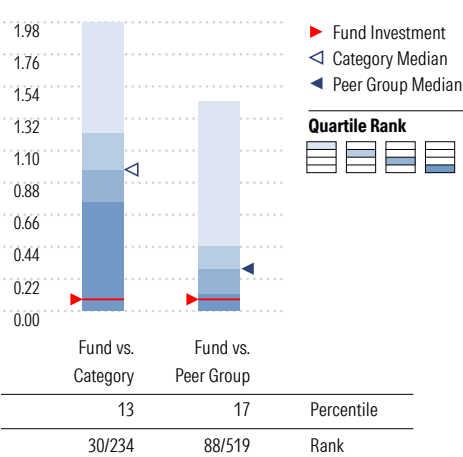
Growth of \$10,000



Trailing Performance



Net Expense



Peer group is a subset of the category and includes funds with the same management style (active vs. passive) and similar share class characteristics.

3-Year Risk Metrics

	Fund	Bmark	Cat
Alpha	1.24	-	0.64
Beta	0.96	-	0.98
R-Squared	98.89	-	98.03
Standard Deviation	14.10	14.56	14.40
Sharpe Ratio	0.76	0.69	0.72
Tracking Error	1.58	-	2.00
Information Ratio	0.54	-	0.19
Up Capture Ratio	99.43	-	99.61
Down Capture Ratio	94.16	-	97.03

Portfolio Metrics

	Fund	Bmark	Cat
Price/Earnings Ratio	20.02	20.86	21.24
Price/Book Ratio	2.62	2.74	2.91
Avg Eff Duration	6.18	-	8.40

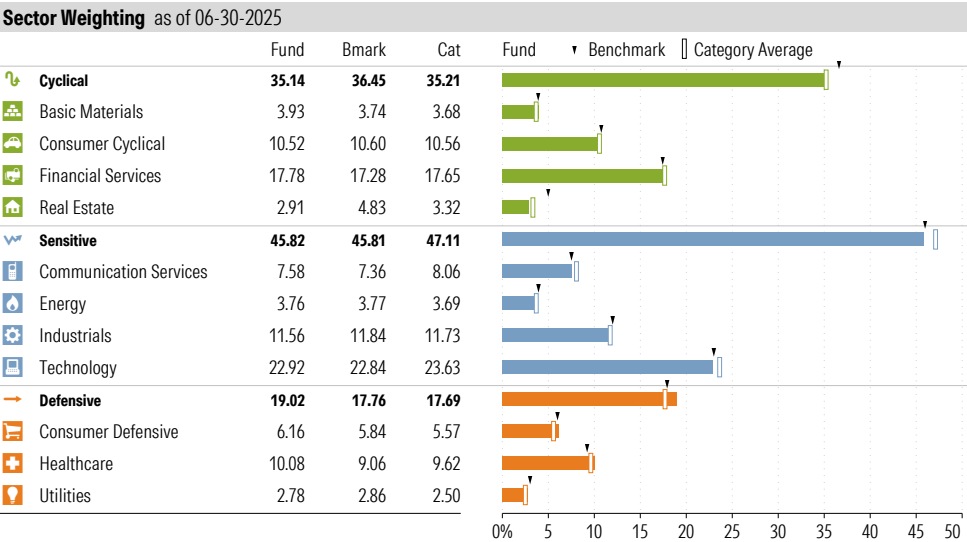
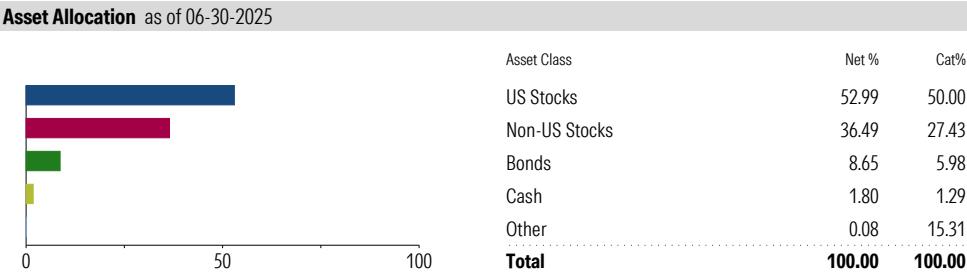
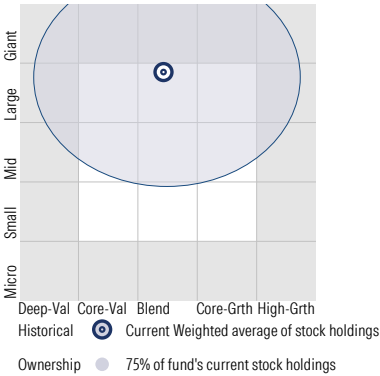
Vanguard Target Retirement 2050 Fund VFIFX

Morningstar Category
Target-Date 2050

Morningstar Index
Morningstar Lifetime Mod 2050 TR USD

Style Analysis as of 06-30-2025

Morningstar Style Box™



Top 6 Holdings as of 06-30-2025						
Name	Maturity Date	% Net Asset	Cumulative %	YTD Return %	Morningstar Sector	
⊕ Vanguard Total Stock Mkt Idx Instl Pls	-	53.38	53.38	-	-	
⊕ Vanguard Total Intl Stock Index Inv	-	37.32	90.69	-	-	
⊕ Vanguard Total Bond Market II Idx Inv	-	5.99	96.68	-	-	
⊖ Vanguard Total Intl Bd II Idx Instl	-	2.71	99.39	-	-	
⊕ Mktliq 12/31/2049	-	0.58	99.98	-	-	
⊕ Us Dollar	-	0.02	100.00	-	-	

Total Holdings 6

⊕ Increase ⊖ Decrease ✱ New to Portfolio

Vanguard Target Retirement 2055 Fund VFFVX

Morningstar Category
Target-Date 2055

Morningstar Index
Morningstar Lifetime Mod 2055 TR USD

Portfolio Manager(s)

Walter Nejman since 02-2013
Aur lie Denis since 02-2023
Michael Roach since 02-2023
Roger Aliaga-Diaz since 02-2023

Quantitative Screens

- Performance: The fund has finished in the Target-Date 2055 category's top three quartiles in 9 of the 10 years it's been in existence.
- Management: The fund's management has been in place for 12.36 years.
- Style: The fund has landed in its primary style box — Large Blend — 100 % of the time over the past three years.
- Net Expense: The fund's expense ratio of 0.08 is 86.44% lower than the Target-Date 2055 category average.

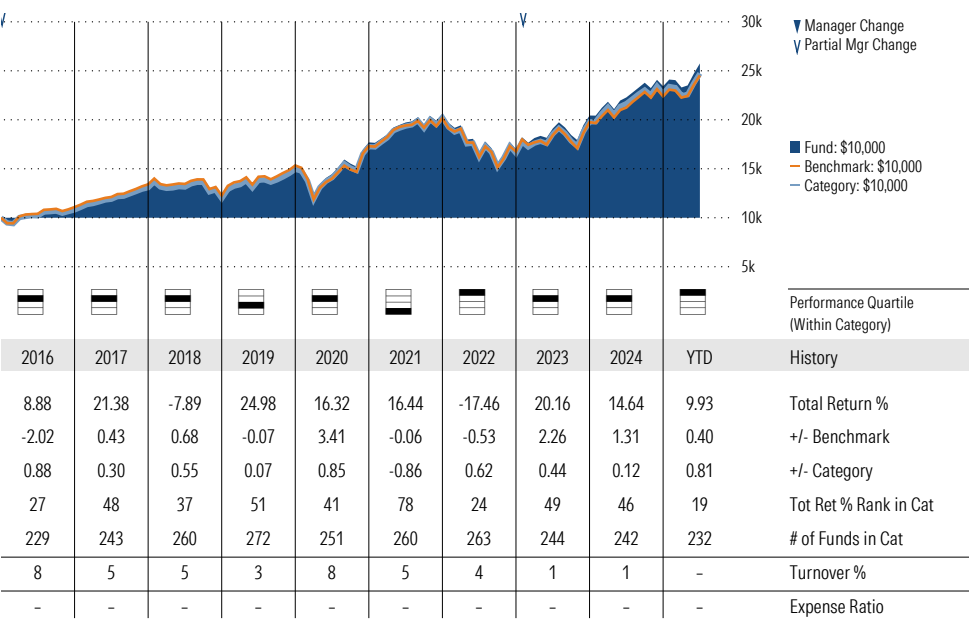
Morningstar Investment Management LLC Analysis

This fund passes all of Morningstar Investment Management's quantitative screens. Morningstar Investment Management has also assessed the fund from a qualitative perspective and, as a fiduciary, is comfortable recommending the fund's use in retirement plans.

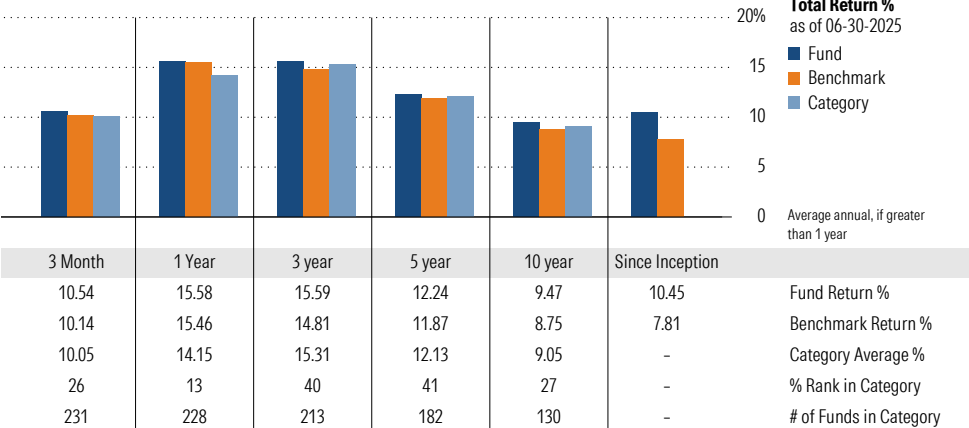
ESG Metrics

Metric	Rating	Updated
Sustainability Rating	3	05-31-2025
Carbon Risk Score	Low Risk	12-31-2022
ESG Commitment	1-Low	02-15-2022

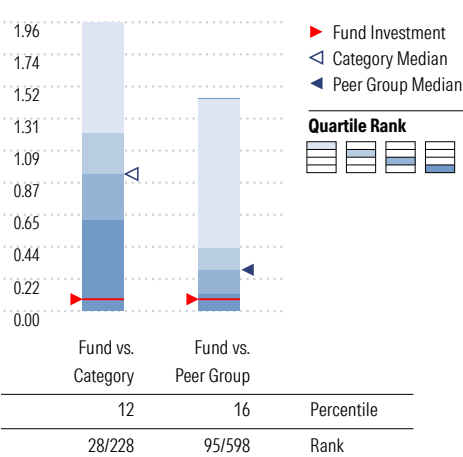
Growth of \$10,000



Trailing Performance



Net Expense



Peer group is a subset of the category and includes funds with the same management style (active vs. passive) and similar share class characteristics.

3-Year Risk Metrics

	Fund	Bmark	Cat
Alpha	1.25	-	0.75
Beta	0.96	-	0.98
R-Squared	98.87	-	97.99
Standard Deviation	14.11	14.65	14.55
Sharpe Ratio	0.76	0.69	0.73
Tracking Error	1.63	-	2.05
Information Ratio	0.48	-	0.25
Up Capture Ratio	98.88	-	100.26
Down Capture Ratio	93.59	-	97.25

Portfolio Metrics

	Fund	Bmark	Cat
Price/Earnings Ratio	20.02	20.72	21.32
Price/Book Ratio	2.62	2.70	2.91
Avg Eff Duration	6.18	-	8.96

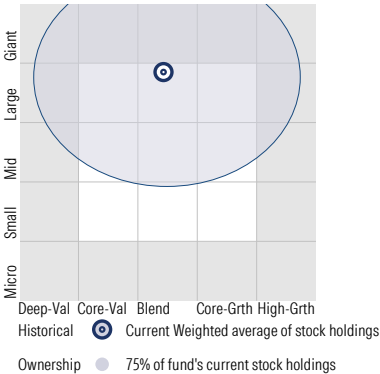
Vanguard Target Retirement 2055 Fund VFFVX

Morningstar Category
Target-Date 2055

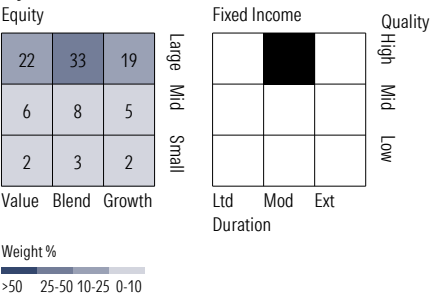
Morningstar Index
Morningstar Lifetime Mod 2055 TR USD

Style Analysis as of 06-30-2025

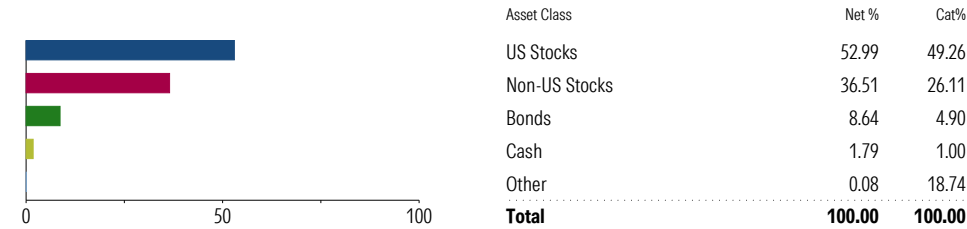
Morningstar Style Box™



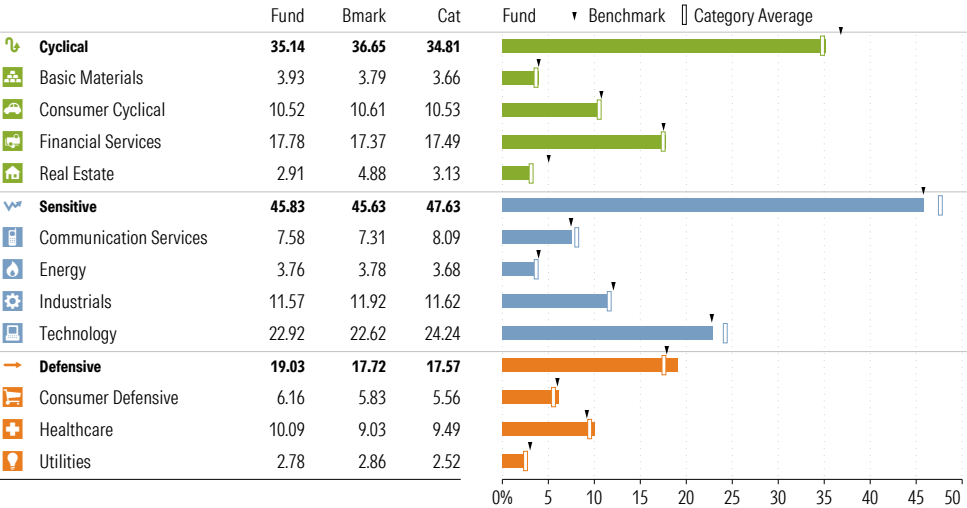
Style Breakdown



Asset Allocation as of 06-30-2025



Sector Weighting as of 06-30-2025



Top 6 Holdings as of 06-30-2025

Name	Maturity Date	% Net Asset	Cumulative %	YTD Return %	Morningstar Sector
⊕ Vanguard Total Stock Mkt Idx Instl Pls	-	53.38	53.38	-	-
⊕ Vanguard Total Intl Stock Index Inv	-	37.33	90.71	-	-
⊕ Vanguard Total Bond Market II Idx Inv	-	5.96	96.67	-	-
⊖ Vanguard Total Intl Bd II Idx Instl	-	2.74	99.41	-	-
⊕ Mktliq 12/31/2049	-	0.58	99.99	-	-
⊕ Us Dollar	-	0.01	100.00	-	-

Total Holdings 6

⊕ Increase ⊖ Decrease ✱ New to Portfolio

Vanguard Target Retirement 2060 Fund VTTSX

Morningstar Category Target-Date 2060
Morningstar Index Morningstar Mod Tgt Risk TR USD

Portfolio Manager(s)

Walter Nejman since 02-2013
Aur lie Denis since 02-2023
Michael Roach since 02-2023
Roger Aliaga-Diaz since 02-2023

Quantitative Screens

- Performance: The fund has finished in the Target-Date 2060 category's top three quartiles in 9 of the 10 years it's been in existence.
- Management: The fund's management has been in place for 12.36 years.
- Style: The fund has landed in its primary style box — Large Blend — 100 % of the time over the past three years.
- Net Expense: The fund's expense ratio of 0.08 is 86.44% lower than the Target-Date 2060 category average.

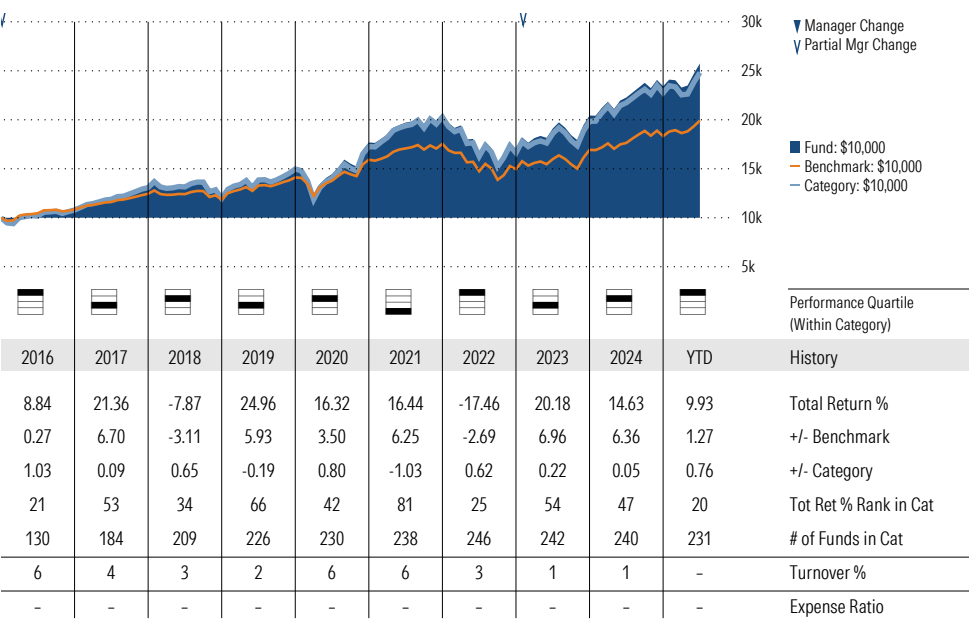
Morningstar Investment Management LLC Analysis

This fund passes all of Morningstar Investment Management's quantitative screens. Morningstar Investment Management has also assessed the fund from a qualitative perspective and, as a fiduciary, is comfortable recommending the fund's use in retirement plans.

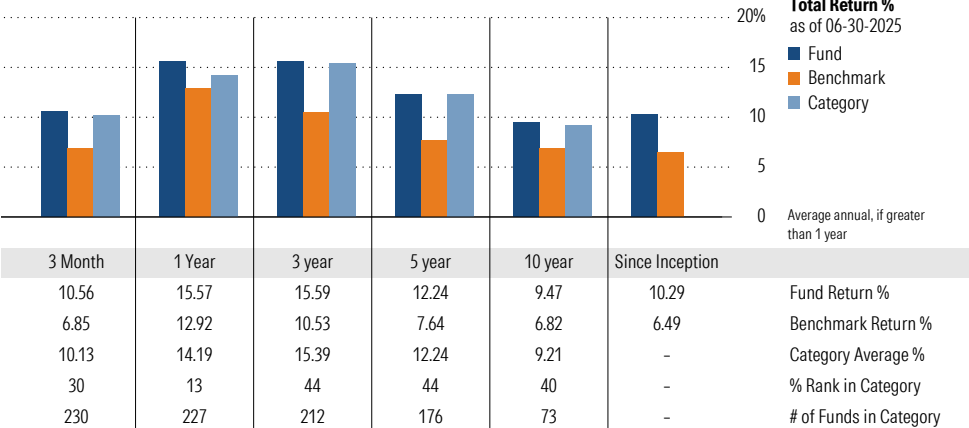
ESG Metrics

Metric	Rating	Updated
Sustainability Rating	3	05-31-2025
Carbon Risk Score	Low Risk	12-31-2022
ESG Commitment	1-Low	02-15-2022

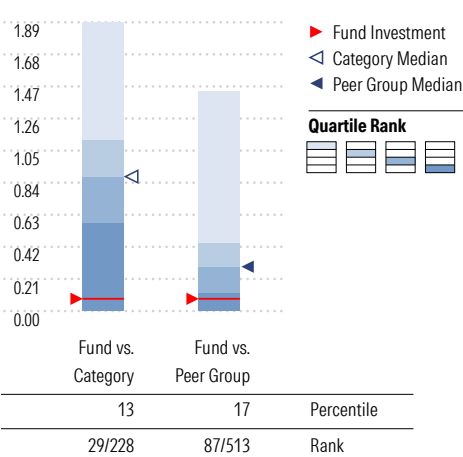
Growth of \$10,000



Trailing Performance



Net Expense



Peer group is a subset of the category and includes funds with the same management style (active vs. passive) and similar share class characteristics.

3-Year Risk Metrics

	Fund	Bmark	Cat
Alpha	2.63	-	2.25
Beta	1.21	-	1.24
R-Squared	96.23	-	94.40
Standard Deviation	14.10	11.45	14.62
Sharpe Ratio	0.76	0.52	0.74
Tracking Error	3.63	-	4.42
Information Ratio	1.39	-	1.12
Up Capture Ratio	129.17	-	131.21
Down Capture Ratio	115.35	-	119.62

Portfolio Metrics

	Fund	Bmark	Cat
Price/Earnings Ratio	20.02	20.19	21.30
Price/Book Ratio	2.62	2.52	2.92
Avg Eff Duration	6.18	-	7.28

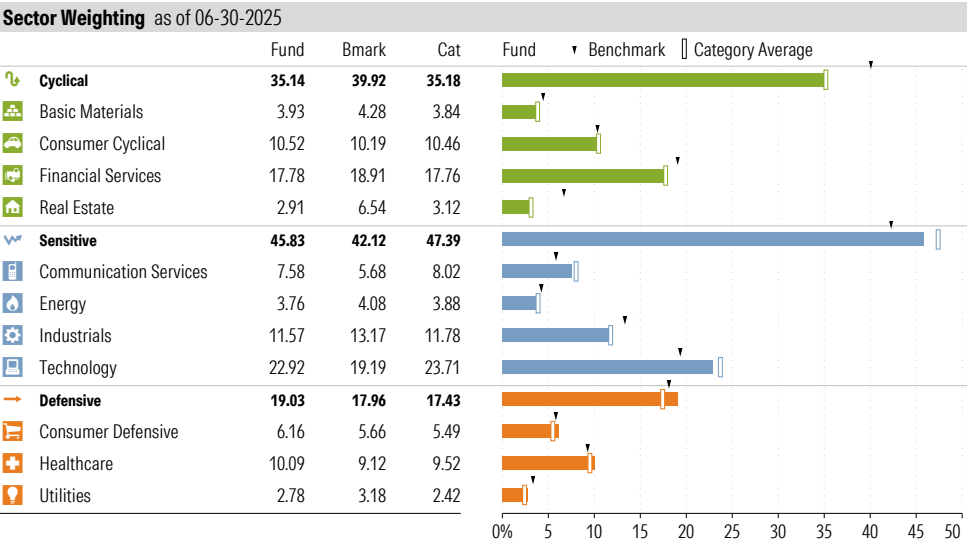
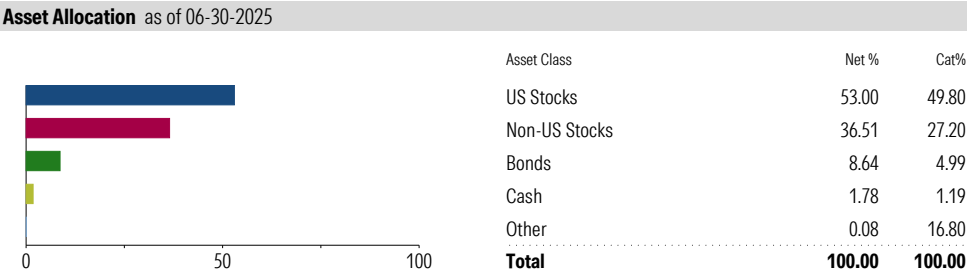
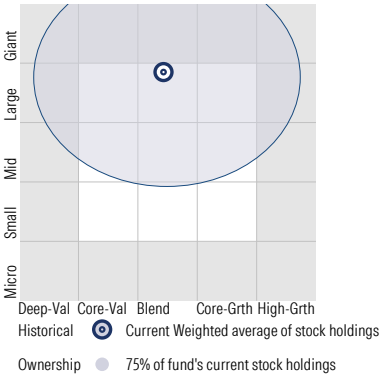
Vanguard Target Retirement 2060 Fund VTTSX

Morningstar Category
Target-Date 2060

Morningstar Index
Morningstar Mod Tgt Risk TR USD

Style Analysis as of 06-30-2025

Morningstar Style Box™



Top 6 Holdings as of 06-30-2025

Name	Maturity Date	% Net Asset	Cumulative %	YTD Return %	Morningstar Sector
⊕ Vanguard Total Stock Mkt Idx Instl Pls	-	53.38	53.38	-	-
⊕ Vanguard Total Intl Stock Index Inv	-	37.33	90.71	-	-
⊕ Vanguard Total Bond Market II Idx Inv	-	5.97	96.68	-	-
⊕ Vanguard Total Intl Bd II Idx Instl	-	2.74	99.42	-	-
⊕ Mktliq 12/31/2049	-	0.57	99.99	-	-
⊕ Us Dollar	-	0.01	100.00	-	-

Total Holdings 6

⊕ Increase ⊖ Decrease ✱ New to Portfolio

Vanguard Target Retirement 2065 Fund VLXVX

Morningstar Category
Target-Date 2065+
Morningstar Index
Morningstar Mod Tgt Risk TR USD

Portfolio Manager(s)

Walter Nejman since 07-2017
Aur lie Denis since 02-2023
Michael Roach since 02-2023
Roger Aliaga-Diaz since 02-2023

Quantitative Screens

- Performance: The fund has finished in the Target-Date 2065+ category's top three quartiles in 5 of the 7 years it's been in existence.
- Management: The fund's management has been in place for 7.97 years.
- Style: The fund has landed in its primary style box — Large Blend — 100 % of the time over the past three years.
- Net Expense: The fund's expense ratio of 0.08 is 85.96% lower than the Target-Date 2065+ category average.

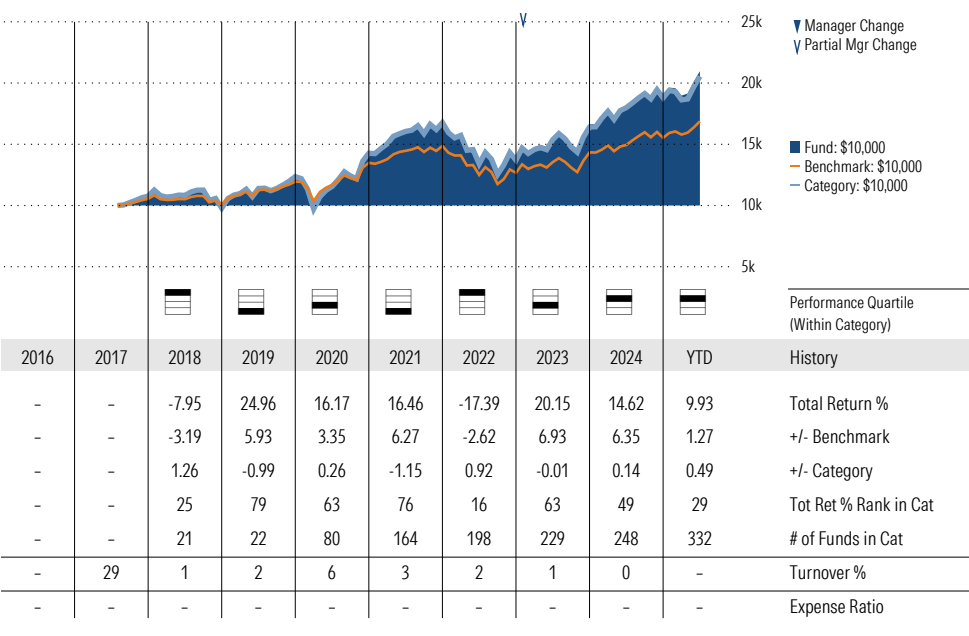
Morningstar Investment Management LLC Analysis

This fund passes all of Morningstar Investment Management's quantitative screens. Morningstar Investment Management has also assessed the fund from a qualitative perspective and, as a fiduciary, is comfortable recommending the fund's use in retirement plans.

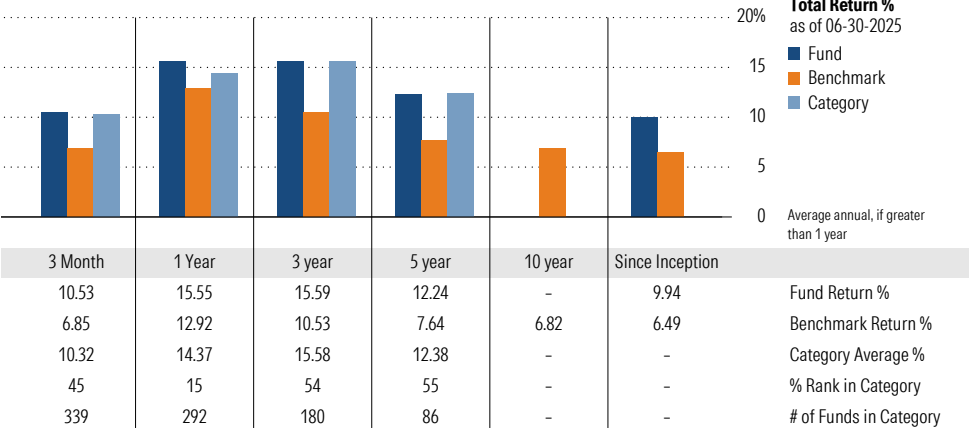
ESG Metrics

Metric	Rating	Updated
Sustainability Rating	3	05-31-2025
Carbon Risk Score	Low Risk	12-31-2022
ESG Commitment	1-Low	02-15-2022

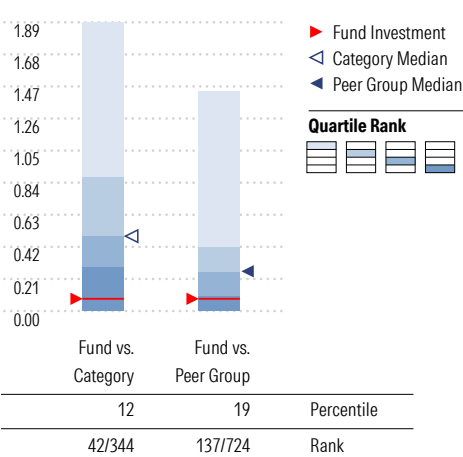
Growth of \$10,000



Trailing Performance



Net Expense



Peer group is a subset of the category and includes funds with the same management style (active vs. passive) and similar share class characteristics.

3-Year Risk Metrics

	Fund	Bmark	Cat
Alpha	2.64	-	2.71
Beta	1.21	-	1.24
R-Squared	96.26	-	93.78
Standard Deviation	14.09	11.45	15.09
Sharpe Ratio	0.76	0.52	0.74
Tracking Error	3.61	-	4.95
Information Ratio	1.40	-	1.14
Up Capture Ratio	129.09	-	132.11
Down Capture Ratio	115.19	-	118.62

Portfolio Metrics

	Fund	Bmark	Cat
Price/Earnings Ratio	20.02	20.19	21.45
Price/Book Ratio	2.62	2.52	2.79
Avg Eff Duration	6.18	-	8.29

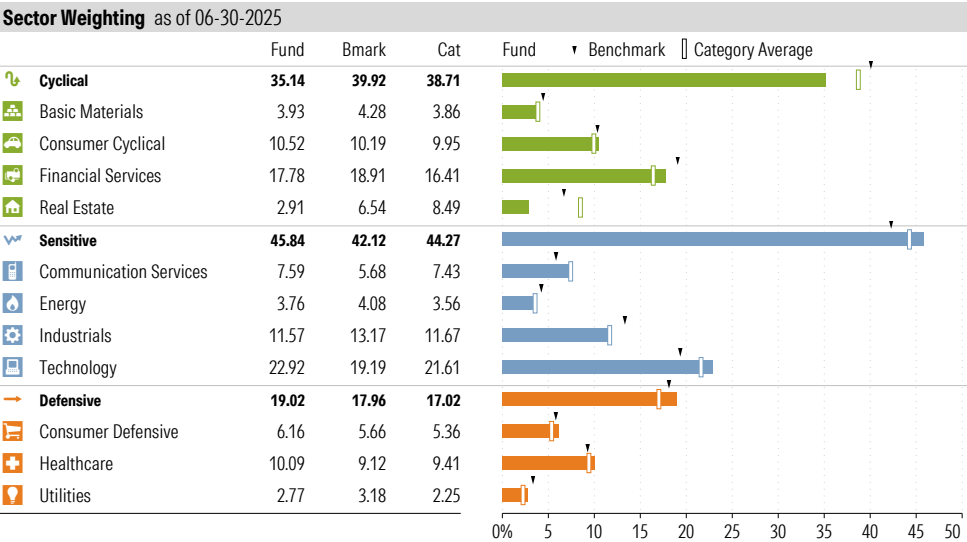
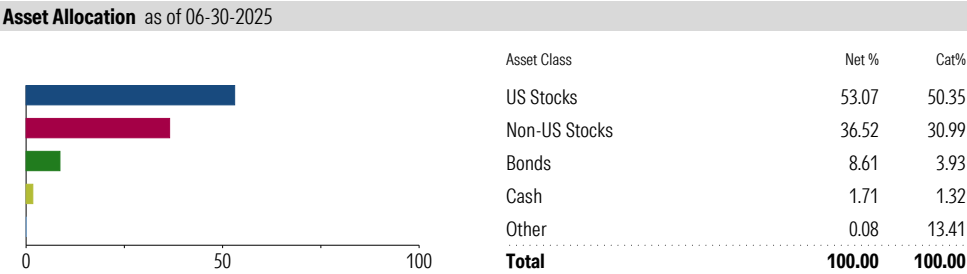
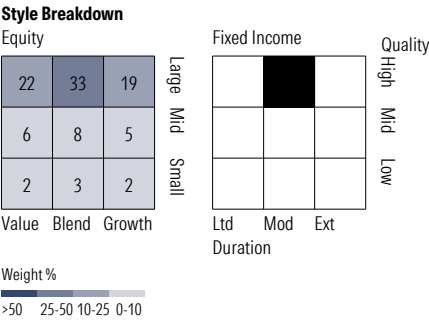
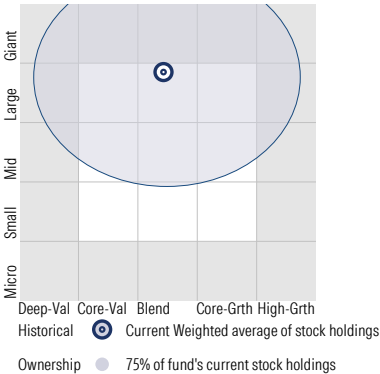
Vanguard Target Retirement 2065 Fund VLXVX

Morningstar Category
Target-Date 2065+

Morningstar Index
Morningstar Mod Tgt Risk TR USD

Style Analysis as of 06-30-2025

Morningstar Style Box™



Top 6 Holdings as of 06-30-2025						
Name	Maturity Date	% Net Asset	Cumulative %	YTD Return %	Morningstar Sector	
⊕ Vanguard Total Stock Mkt Idx Instl Pls	-	53.46	53.46	-	-	
⊕ Vanguard Total Intl Stock Index Inv	-	37.35	90.81	-	-	
⊕ Vanguard Total Bond Market II Idx Inv	-	5.97	96.78	-	-	
⊕ Vanguard Total Intl Bd II Idx Instl	-	2.70	99.48	-	-	
⊕ Mktliq 12/31/2049	-	0.52	100.00	-	-	
⊕ Us Dollar	-	0.00	100.00	-	-	

Total Holdings 6

⊕ Increase ⊖ Decrease ✱ New to Portfolio

Vanguard Target Retirement 2070 Fund VSVNX

Morningstar Category
Target-Date 2065+
Morningstar Index
Morningstar Mod Tgt Risk TR USD

Portfolio Manager(s)

Walter Nejman since 06-2022
Aur lie Denis since 02-2023
Michael Roach since 02-2023
Roger Aliaga-Diaz since 02-2023

Quantitative Screens

The Performance screen is not applicable for funds with less than three years of data.

- Management: The fund's management has been in place for 3.01 years.
- Style: The fund has landed in its primary style box — Large Blend — 100 % of the time over the past three years.
- Net Expense: The fund's expense ratio of 0.08 is 85.96% lower than the Target-Date 2065+ category average.

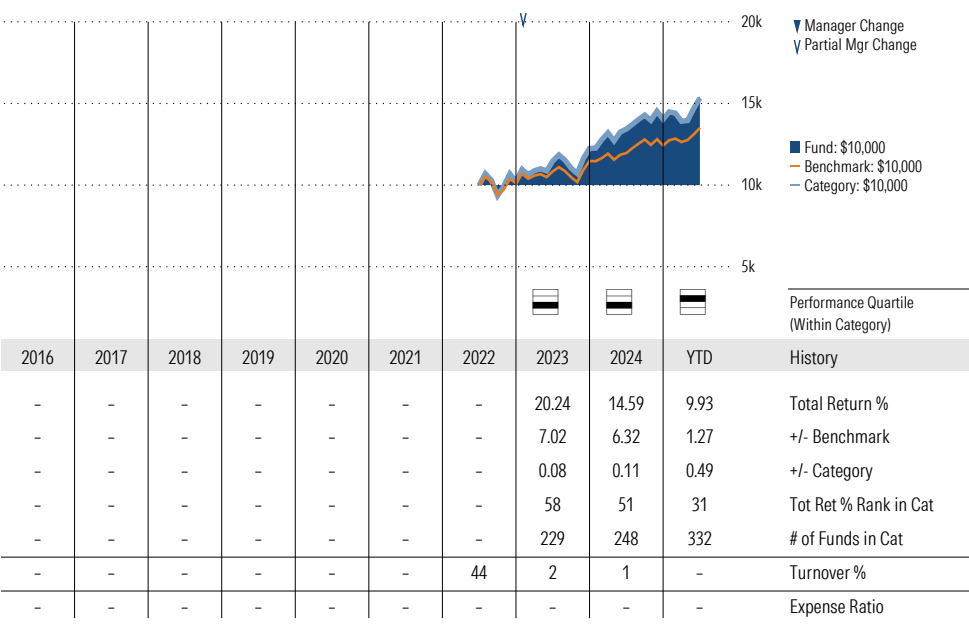
Morningstar Investment Management LLC Analysis

This fund fails the manager tenure screen due to a limited history for this target-date vintage.

ESG Metrics

Metric	Rating	Updated
Sustainability Rating	3	05-31-2025
Carbon Risk Score	Low Risk	12-31-2022

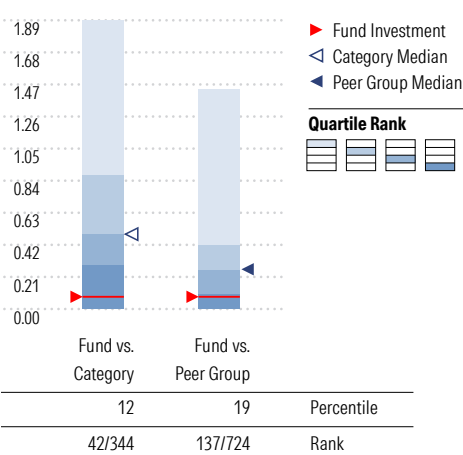
Growth of \$10,000



Trailing Performance



Net Expense



Peer group is a subset of the category and includes funds with the same management style (active vs. passive) and similar share class characteristics.

3-Year Risk Metrics

	Fund	Bmark	Cat
Alpha	2.66	-	2.71
Beta	1.21	-	1.24
R-Squared	96.18	-	93.78
Standard Deviation	14.10	11.45	15.09
Sharpe Ratio	0.77	0.52	0.74
Tracking Error	3.64	-	4.95
Information Ratio	1.40	-	1.14
Up Capture Ratio	129.24	-	132.11
Down Capture Ratio	115.28	-	118.62

Portfolio Metrics

	Fund	Bmark	Cat
Price/Earnings Ratio	20.04	20.19	21.45
Price/Book Ratio	2.62	2.52	2.79
Avg Eff Duration	6.16	-	8.29

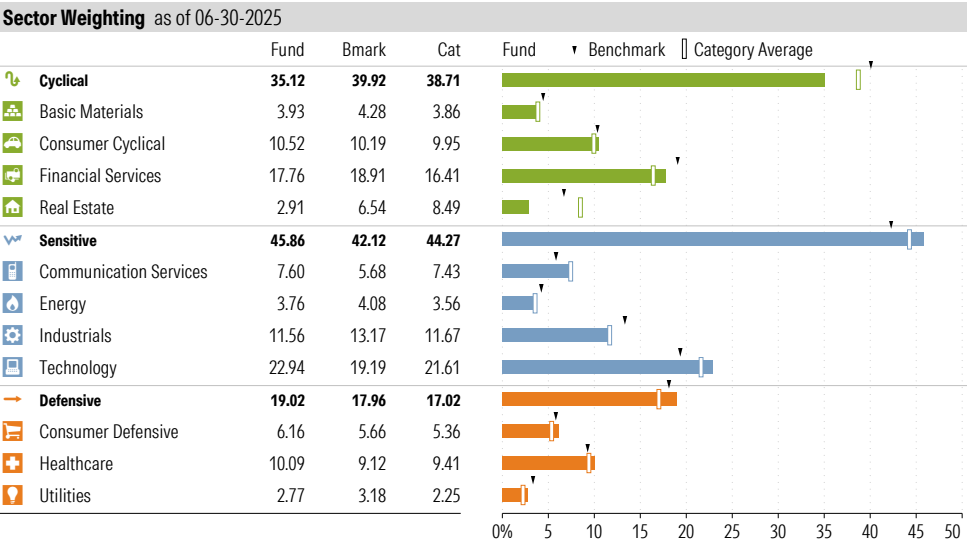
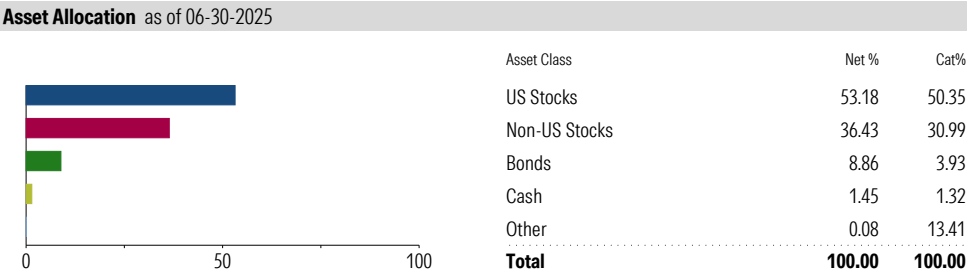
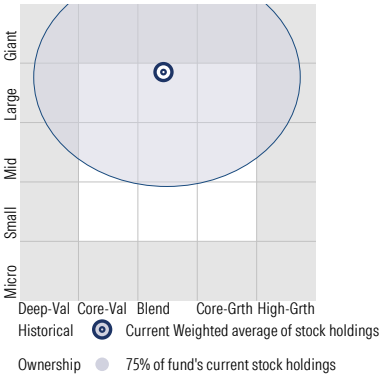
Vanguard Target Retirement 2070 Fund VSVNX

Morningstar Category
Target-Date 2065+

Morningstar Index
Morningstar Mod Tgt Risk TR USD

Style Analysis as of 06-30-2025

Morningstar Style Box™



Top 6 Holdings as of 06-30-2025

Name	Maturity Date	% Net Asset	Cumulative %	YTD Return %	Morningstar Sector
⊕ Vanguard Total Stock Mkt Idx Instl Pls	-	53.57	53.57	-	-
⊕ Vanguard Total Intl Stock Index Inv	-	37.26	90.83	-	-
⊕ Vanguard Total Bond Market II Idx Inv	-	6.23	97.06	-	-
⊕ Vanguard Total Intl Bd II Idx Instl	-	2.68	99.74	-	-
⊕ Mktliq 12/31/2049	-	0.19	99.93	-	-
⊕ Us Dollar	-	0.07	100.00	-	-

Total Holdings 6

⊕ Increase ⊖ Decrease ✱ New to Portfolio

Vanguard Target Retirement Income Fund VTINX

Morningstar Category
Target-Date Retirement

Morningstar Index
Morningstar Lifetime Mod Incm TR USD

Portfolio Manager(s)

Walter Nejman since 02-2013
Aur lie Denis since 02-2023
Michael Roach since 02-2023
Roger Aliaga-Diaz since 02-2023

Quantitative Screens

- Performance: The fund has finished in the Target-Date Retirement category's top three quartiles in 10 of the 10 years it's been in existence.
- Management: The fund's management has been in place for 12.36 years.
- Style: The fund has landed in its primary style box — Large Blend — 100 % of the time over the past three years.
- Net Expense: The fund's expense ratio of 0.08 is 84.91% lower than the Target-Date Retirement category average.

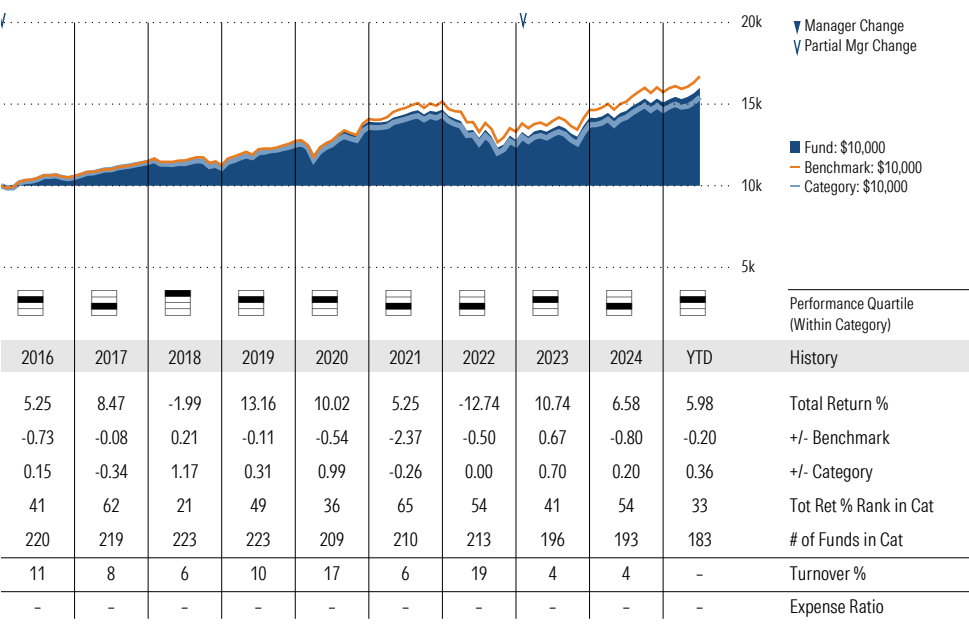
Morningstar Investment Management LLC Analysis

This fund passes all of Morningstar Investment Management's quantitative screens. Morningstar Investment Management has also assessed the fund from a qualitative perspective and, as a fiduciary, is comfortable recommending the fund's use in retirement plans.

ESG Metrics

Metric	Rating	Updated
Sustainability Rating	4	05-31-2025
ESG Commitment	1-Low	02-15-2022

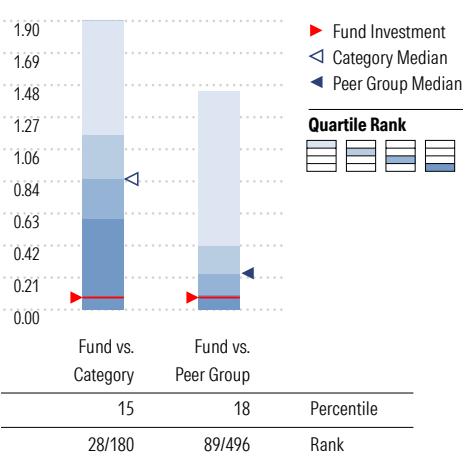
Growth of \$10,000



Trailing Performance



Net Expense



Peer group is a subset of the category and includes funds with the same management style (active vs. passive) and similar share class characteristics.

3-Year Risk Metrics

	Fund	Bmark	Cat
Alpha	-0.15	-	-0.59
Beta	0.95	-	0.99
R-Squared	98.52	-	97.12
Standard Deviation	7.99	8.34	8.40
Sharpe Ratio	0.33	0.38	0.30
Tracking Error	1.06	-	1.57
Information Ratio	-0.53	-	-0.44
Up Capture Ratio	94.55	-	96.93
Down Capture Ratio	95.82	-	101.51

Portfolio Metrics

	Fund	Bmark	Cat
Price/Earnings Ratio	20.08	22.18	21.75
Price/Book Ratio	2.63	3.06	2.84
Avg Eff Duration	5.32	-	4.96

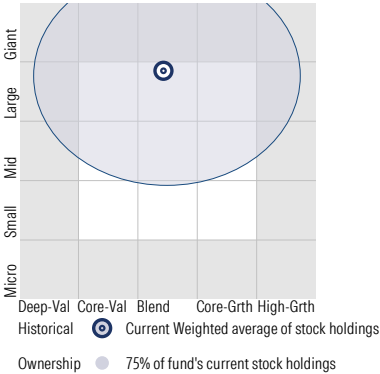
Vanguard Target Retirement Income Fund VTINX

Morningstar Category
Target-Date Retirement

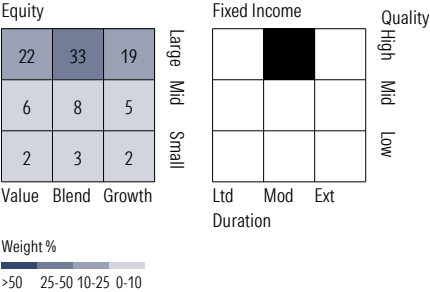
Morningstar Index
Morningstar Lifetime Mod Incm TR USD

Style Analysis as of 06-30-2025

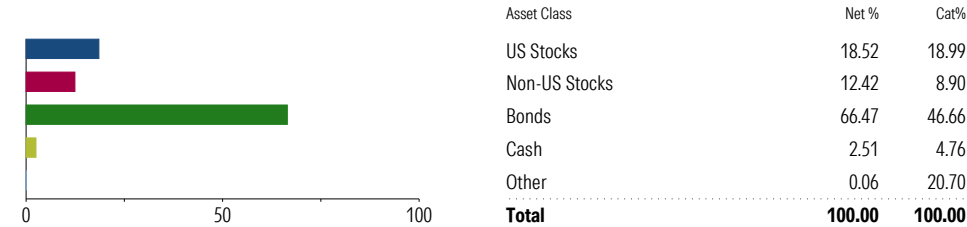
Morningstar Style Box™



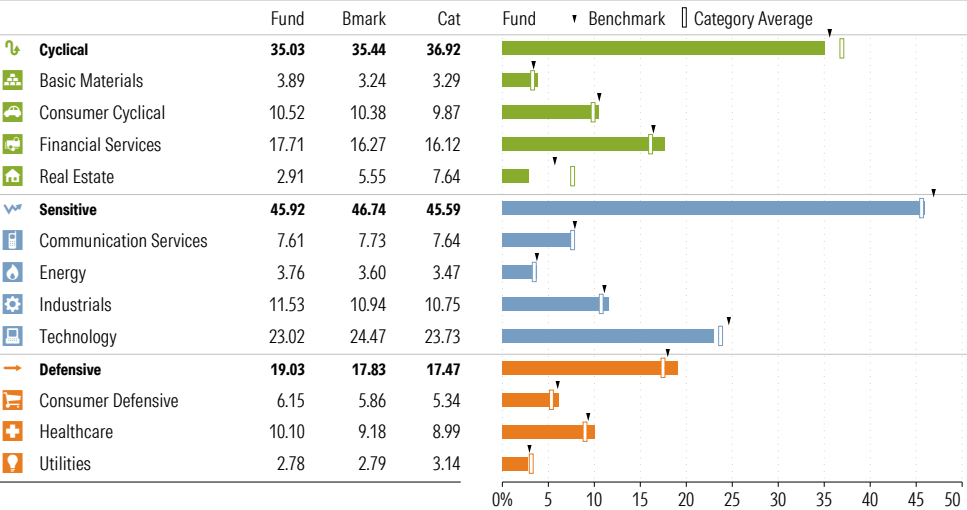
Style Breakdown



Asset Allocation as of 06-30-2025



Sector Weighting as of 06-30-2025



Top 7 Holdings as of 06-30-2025

Name	Maturity Date	% Net Asset	Cumulative %	YTD Return %	Morningstar Sector
⊖ Vanguard Total Bond Market II Idx Inv	-	35.72	35.72	-	-
⊖ Vanguard Total Stock Mkt Idx Instl Pls	-	18.66	54.38	-	-
⊖ Vanguard Shrt-Term Infl-Prot Sec Idx Adm	-	16.58	70.95	-	-
⊖ Vanguard Total Intl Bd II Idx Instl	-	15.75	86.70	-	-
⊖ Vanguard Total Intl Stock Index Inv	-	12.70	99.40	-	-
⊕ Mktliq 12/31/2049	-	0.58	99.98	-	-
⊕ Us Dollar	-	0.02	100.00	-	-

Total Holdings 7

⊕ Increase ⊖ Decrease ✨ New to Portfolio