

American Funds Capital World Gr&Inc R6 RWIGX

Morningstar Category
Global Large-Stock Blend

Morningstar Index
MSCI ACWI NR USD

Portfolio Manager(s)

Sung Lee since 02-2006
Alfonso Barroso since 02-2007
Michael Cohen since 11-2014
Reed Lowenstein since 02-2019
Lara Pellini since 02-2019
Jin Lee since 02-2019
Leo Hee since 10-2019
Renaud Samyn since 02-2020
Nicholas Grace since 02-2022
Diana Wagner since 02-2022
Michael Beckwith since 02-2025

Quantitative Screens

- Performance: The fund has finished in the Global Large-Stock Blend category's top three quartiles in 9 of the 10 years it's been in existence.
- Management: The fund's management has been in place for 19.42 years.
- Style: The fund has landed in its primary style box — Large Blend — 81.82 % of the time over the past three years.
- Net Expense: The fund's expense ratio of 0.41 is 55.91% lower than the Global Large-Stock Blend category average.

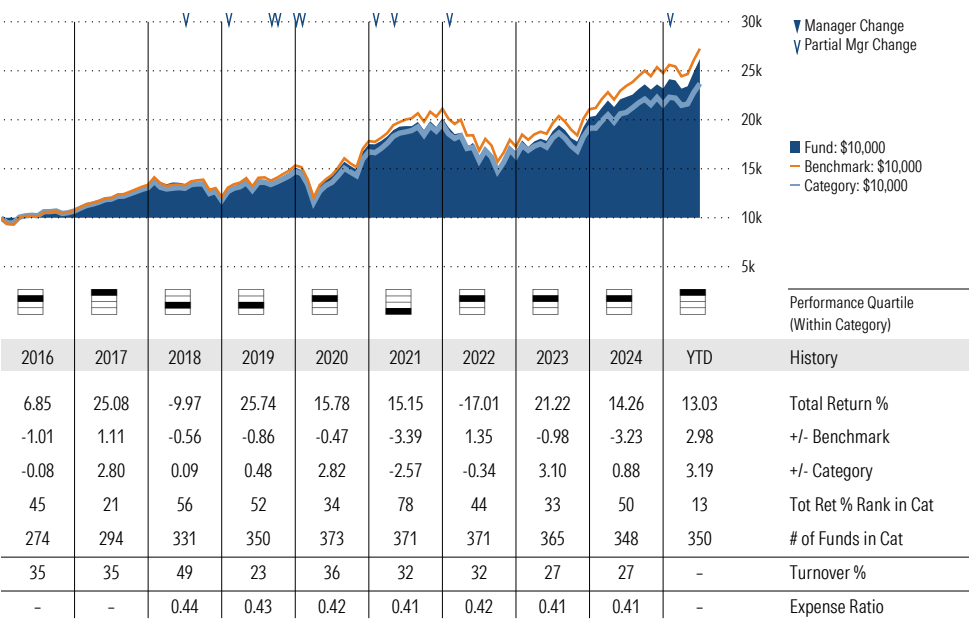
Morningstar Investment Management LLC Analysis

This fund passes all of Morningstar Investment Management's quantitative screens. Morningstar Investment Management has also assessed the fund from a qualitative perspective and, as a fiduciary, is comfortable recommending the fund's use in retirement plans.

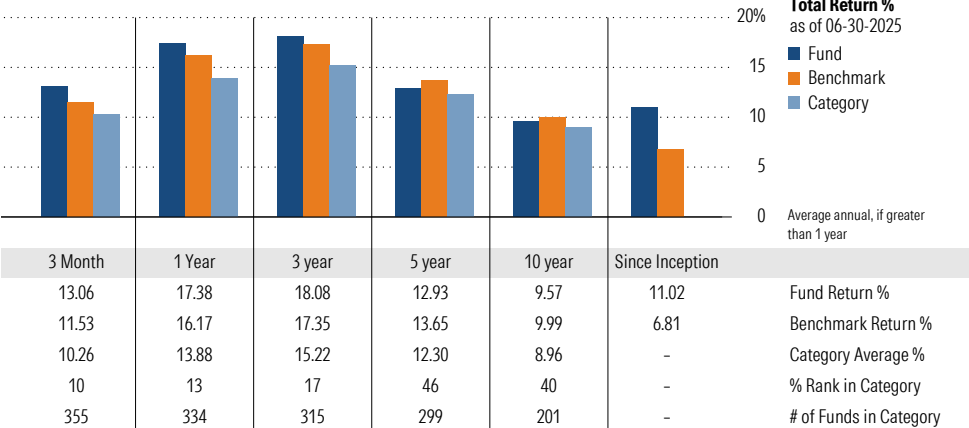
ESG Metrics

Metric	Rating	Updated
Sustainability Rating	2	05-31-2025
Carbon Risk Score	Low Risk	12-31-2022
ESG Commitment	1-Low	05-18-2022

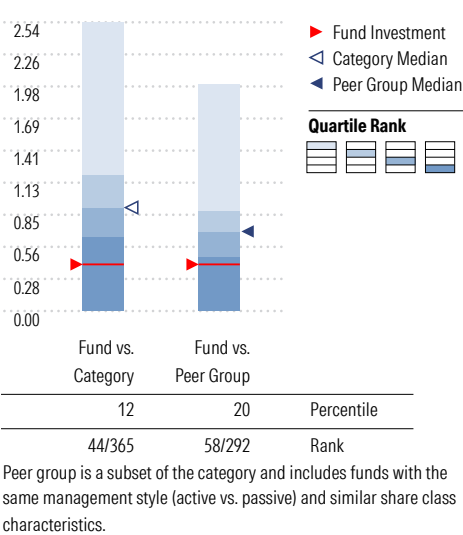
Growth of \$10,000



Trailing Performance



Net Expense



3-Year Risk Metrics

	Fund	Bmark	Cat
Alpha	1.25	-	-1.55
Beta	0.96	-	0.99
R-Squared	96.86	-	91.74
Standard Deviation	14.40	14.76	15.24
Sharpe Ratio	0.90	0.84	0.70
Tracking Error	2.62	-	4.23
Information Ratio	0.28	-	-0.42
Up Capture Ratio	98.10	-	95.66
Down Capture Ratio	92.10	-	103.25

Portfolio Metrics

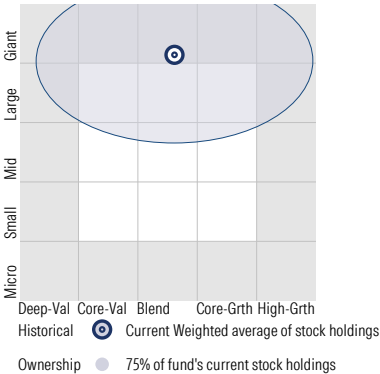
	Fund	Bmark	Cat
Price/Earnings Ratio	20.59	21.93	21.49
Price/Book Ratio	3.13	3.16	3.25
Geom Avg Mkt Cap \$B	148.50	185.31	178.20
ROE	24.87	27.83	26.38

American Funds Capital World Gr&Inc R6 RWIGX

Morningstar Category
Global Large-Stock Blend

Morningstar Index
MSCI ACWI NR USD

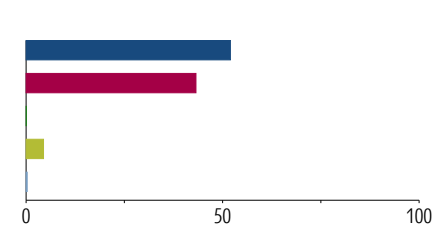
Style Analysis as of 06-30-2025
Morningstar Style Box™



Style Breakdown

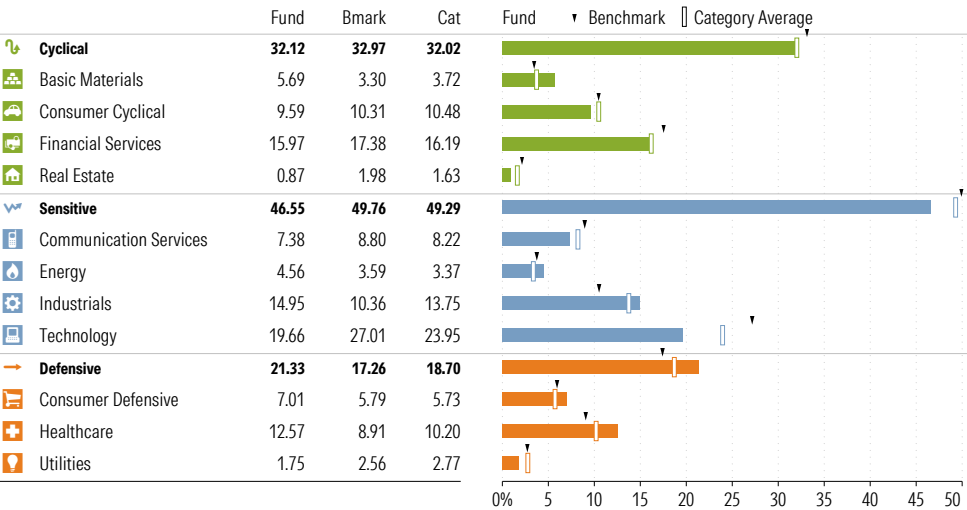


Asset Allocation as of 06-30-2025

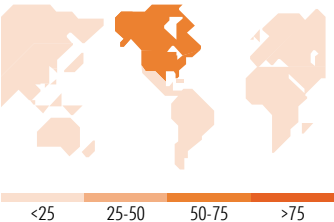


Asset Class	Net %	Cat%
US Stocks	51.98	62.56
Non-US Stocks	43.22	34.53
Bonds	0.10	0.24
Cash	4.43	1.46
Other	0.27	1.19
Total	100.00	100.00

Sector Weighting as of 06-30-2025



World Regions % Equity 06-30-2025



Region	Fund %	Cat %	Region	Fund %	Cat %	Region	Fund %	Cat %	Market Maturity	Fund %
Greater Asia	11.41	11.92	Americas	59.83	67.97	Greater Europe	28.76	20.12	Market Maturity	Fund %
Japan	2.99	4.26	North America	58.23	67.35	United Kingdom	7.43	4.69	Developed Markets	95.12
Australasia	0.25	0.69	Central/Latin	1.60	0.62	W euro-ex UK	21.09	15.11	Emerging Markets	4.88
Asia-4 Tigers	4.88	3.70				Emrgng Europe	0.00	0.08	Not Available	0.00
Asia-ex 4 Tigers	3.29	3.27				Africa	0.24	0.24		
Not Classified	0.00	0.00								

Top 10 Holdings as of 06-30-2025

Name	% Net Asset	Cumulative %	YTD Return %	Morningstar Sector
⊕ Capital Group Central Cash Fund	4.16	4.16	-	-
⊖ Broadcom Inc	3.44	7.60	19.41	Technology
⊖ Microsoft Corp	3.24	10.84	18.40	Technology
⊖ Taiwan Semiconductor Manufacturing Co Ltd	3.13	13.97	-	Technology
⊖ Philip Morris International Inc	2.37	16.34	53.58	Consumer Defensive
⊕ Apple Inc	2.00	18.34	-17.87	Technology
⊖ Amazon.com Inc	1.81	20.15	0.00	Consumer Cyclical
⊖ Eli Lilly and Co	1.81	21.96	1.36	Healthcare
⊖ GE Aerospace	1.54	23.50	54.54	Industrials
⊕ Abbott Laboratories	1.39	24.89	21.29	Healthcare

Total Holdings 332

⊕ Increase ⊖ Decrease ✨ New to Portfolio

American Funds Growth Fund of Amer R6 RGAGX

Morningstar Category
Large Growth
Morningstar Index
Russell 1000 Growth TR USD

Portfolio Manager(s)

J. Frank since 11-2001
Martin Romo since 11-2010
Carl Kawaja since 11-2010
Mark Casey since 11-2012
Alan Wilson since 11-2012
Anne-Marie Peterson since 07-2013
Christopher Buchbinder since 11-2013
Andraz Razen since 03-2020
Julian Abdey since 11-2021
Eric Stern since 11-2023
Roz Hongsaranagon since 11-2023
Aidan O'Connell since 11-2023

Quantitative Screens

- Performance: The fund has finished in the Large Growth category's top three quartiles in 9 of the 10 years it's been in existence.
- Management: The fund's management has been in place for 23.68 years.
- Style: The fund has landed in its primary style box — Large Growth — 100 % of the time over the past three years.
- Net Expense: The fund's expense ratio of 0.3 is 67.03% lower than the Large Growth category average.

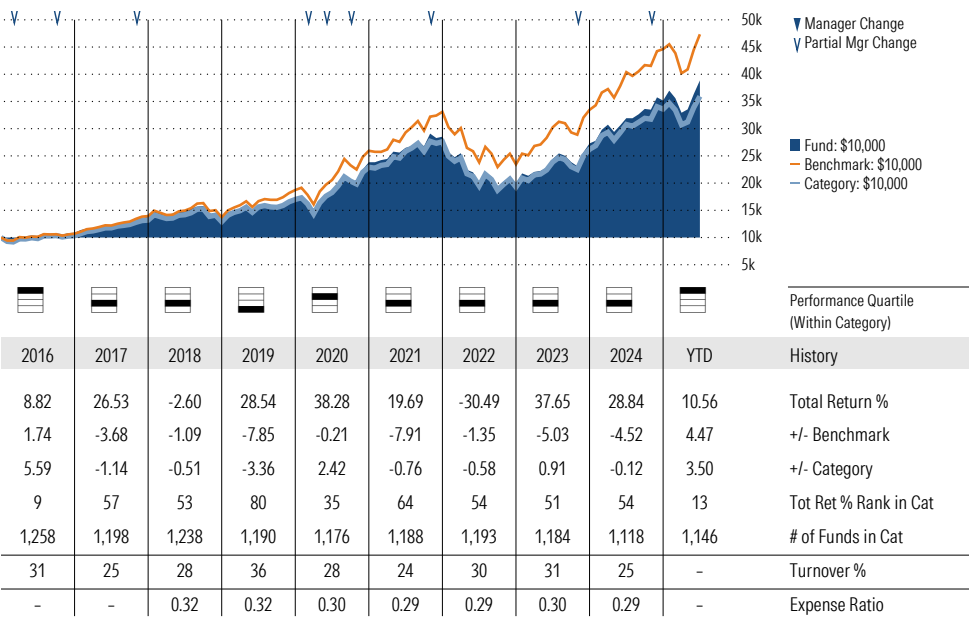
Morningstar Investment Management LLC Analysis

This fund passes all of Morningstar Investment Management's quantitative screens. Morningstar Investment Management has also assessed the fund from a qualitative perspective and, as a fiduciary, is comfortable recommending the fund's use in retirement plans.

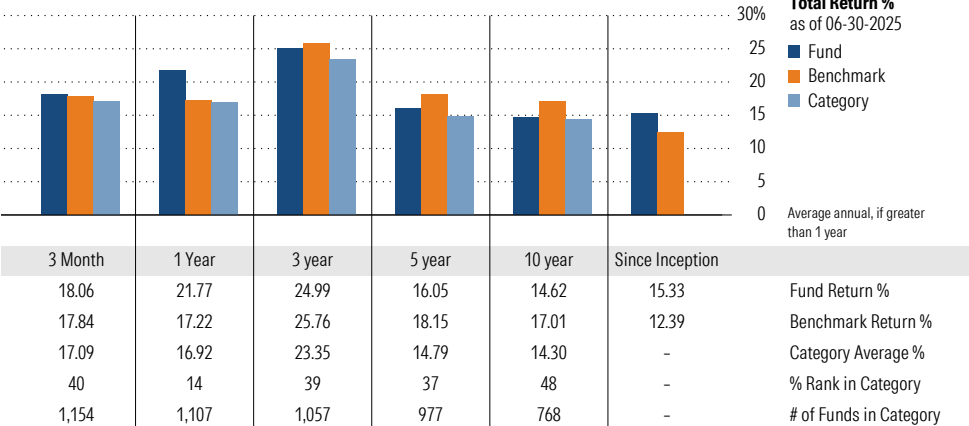
ESG Metrics

Metric	Rating	Updated
Sustainability Rating	1	05-31-2025
Carbon Risk Score	Low Risk	12-31-2022
ESG Commitment	1-Low	04-07-2022

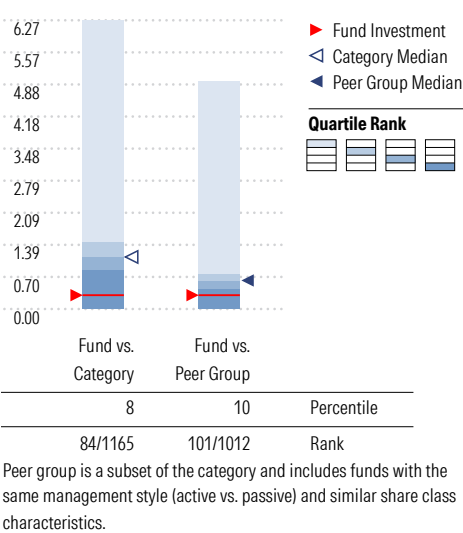
Growth of \$10,000



Trailing Performance



Net Expense



3-Year Risk Metrics

	Fund	Bmark	Cat
Alpha	1.29	-	-1.68
Beta	0.92	-	1.00
R-Squared	93.14	-	91.76
Standard Deviation	17.68	18.62	19.47
Sharpe Ratio	1.09	1.08	0.94
Tracking Error	4.88	-	5.45
Information Ratio	-0.16	-	-0.53
Up Capture Ratio	95.23	-	97.17
Down Capture Ratio	92.76	-	104.72

Portfolio Metrics

	Fund	Bmark	Cat
Price/Earnings Ratio	27.06	37.27	34.72
Price/Book Ratio	5.97	13.38	9.69
Geom Avg Mkt Cap \$B	252.02	752.83	598.33
ROE	30.97	44.95	37.10

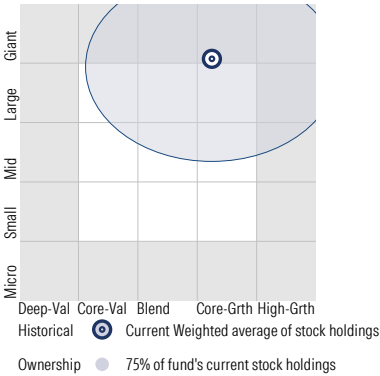
American Funds Growth Fund of Amer R6 RGAGX

Morningstar Category
Large Growth

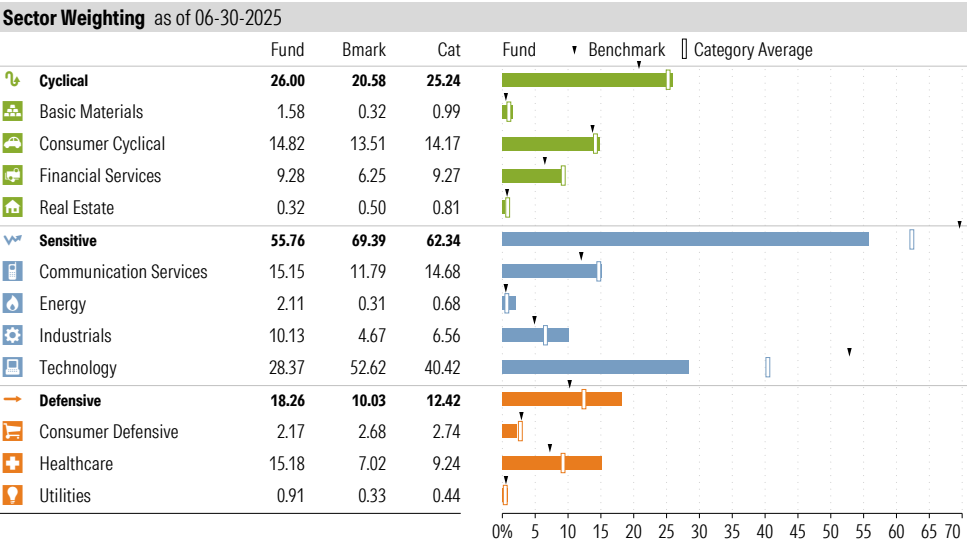
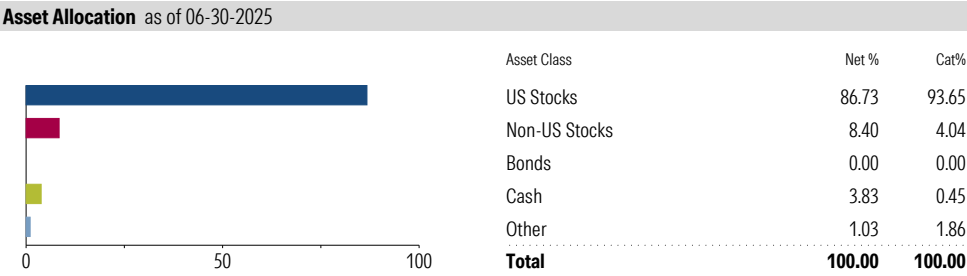
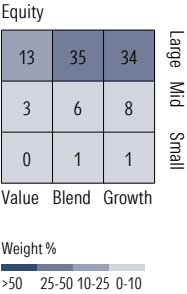
Morningstar Index
Russell 1000 Growth TR USD

Style Analysis as of 06-30-2025

Morningstar Style Box™



Style Breakdown



Top 15 Holdings as of 06-30-2025

Name	% Net Asset	Cumulative %	YTD Return %	Morningstar Sector
⊖ Meta Platforms Inc Class A	5.51	5.51	26.24	Communication Svc
⊖ Microsoft Corp	4.69	10.20	18.40	Technology
⊖ Amazon.com Inc	4.03	14.23	0.00	Consumer Cyclical
⊕ NVIDIA Corp	3.90	18.12	17.66	Technology
⊕ Capital Group Central Cash Fund	3.69	21.81	-	-
⊕ Eli Lilly and Co	3.14	24.95	1.36	Healthcare
⊖ Broadcom Inc	2.78	27.73	19.41	Technology
⊖ Netflix Inc	2.48	30.21	50.24	Communication Svc
⊕ Alphabet Inc Class C	2.13	32.34	-6.64	Communication Svc
⊕ Vertex Pharmaceuticals Inc	2.00	34.34	10.55	Healthcare
⊕ Uber Technologies Inc	1.96	36.30	54.68	Technology
⊖ Tesla Inc	1.94	38.24	-21.34	Consumer Cyclical
⊖ Alphabet Inc Class A	1.67	39.91	-6.69	Communication Svc
⊕ Boeing Co	1.66	41.57	18.38	Industrials
⊖ Royal Caribbean Group	1.58	43.15	36.39	Consumer Cyclical

Total Holdings 317

⊕ Increase ⊖ Decrease ✨ New to Portfolio

American Funds Intl Gr and Inc R6 RIGGX

Morningstar Category Foreign Large Blend
Morningstar Index MSCI ACWI Ex USA NR USD

Portfolio Manager(s)

Steven Watson since 10-2008
Andrew Suzman since 10-2008
Patrice Collette since 09-2010
Leo Hee since 07-2015
Michael Cohen since 07-2018
Lisa Thompson since 09-2018
Barbara Burtin since 09-2024
Bobby Chada since 09-2024

Quantitative Screens

- Performance: The fund has finished in the Foreign Large Blend category's top three quartiles in 9 of the 10 years it's been in existence.
- Management: The fund's management has been in place for 16.76 years.
- Style: The fund has landed in its primary style box — Large Blend — 100 % of the time over the past three years.
- Net Expense: The fund's expense ratio of 0.54 is 33.33% lower than the Foreign Large Blend category average.

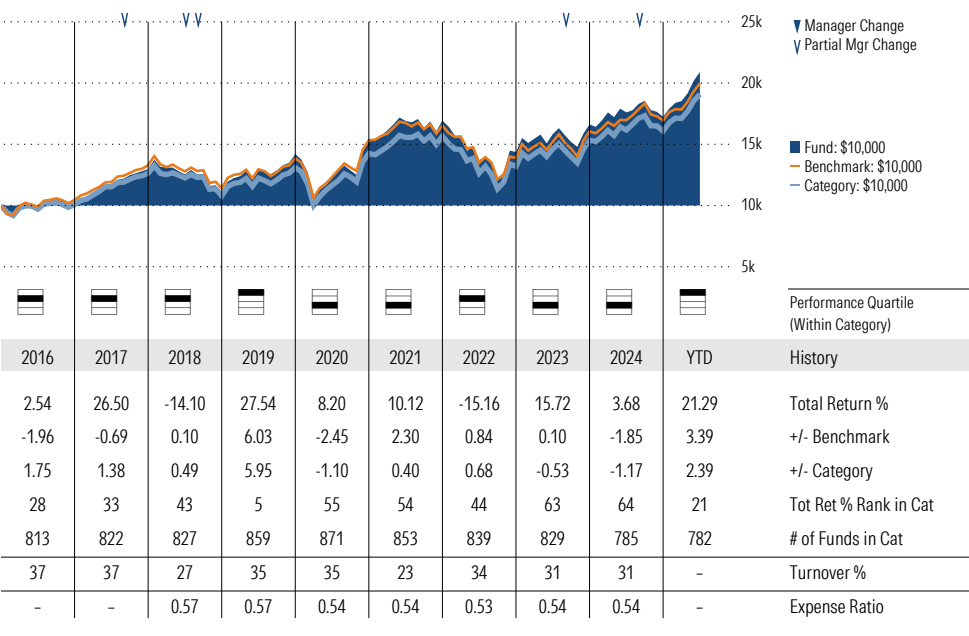
Morningstar Investment Management LLC Analysis

This fund passes all of Morningstar Investment Management's quantitative screens. Morningstar Investment Management has also assessed the fund from a qualitative perspective and, as a fiduciary, is comfortable recommending the fund's use in retirement plans.

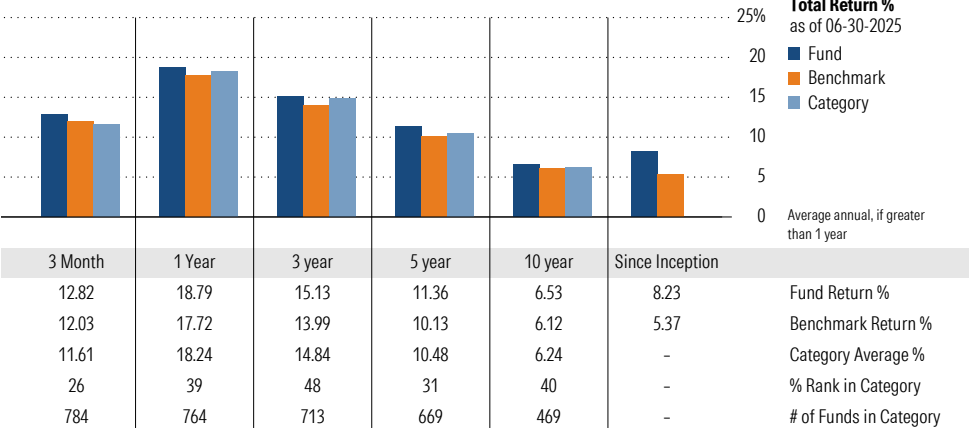
ESG Metrics

Metric	Rating	Updated
Sustainability Rating	3	05-31-2025
Carbon Risk Score	Low Risk	12-31-2022
ESG Commitment	1-Low	02-15-2022

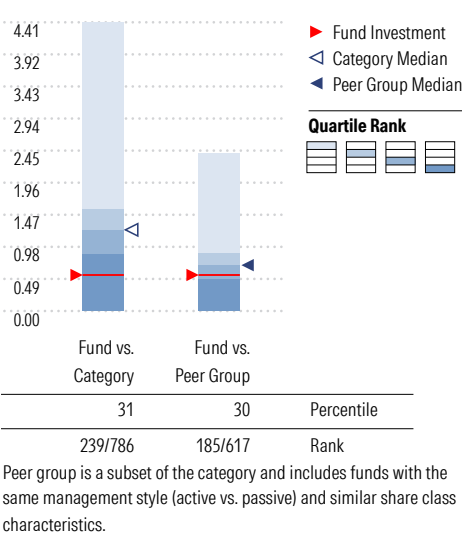
Growth of \$10,000



Trailing Performance



Net Expense



3-Year Risk Metrics

	Fund	Bmark	Cat
Alpha	1.25	-	0.55
Beta	0.98	-	1.02
R-Squared	94.88	-	92.02
Standard Deviation	15.10	14.96	15.88
Sharpe Ratio	0.69	0.63	0.65
Tracking Error	3.42	-	4.43
Information Ratio	0.33	-	0.19
Up Capture Ratio	102.03	-	105.71
Down Capture Ratio	97.11	-	105.97

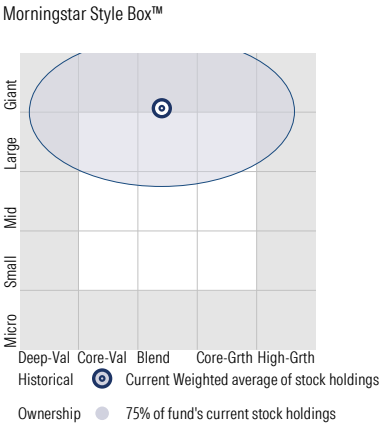
Portfolio Metrics

	Fund	Bmark	Cat
Price/Earnings Ratio	15.50	16.35	16.81
Price/Book Ratio	1.75	1.91	1.99
Geom Avg Mkt Cap \$B	53.24	57.95	65.68
ROE	17.71	17.20	18.02

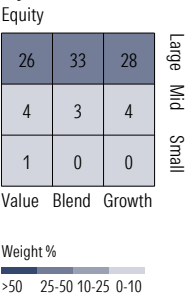
American Funds Intl Gr and Inc R6 RIGGX

Morningstar Category Foreign Large Blend
Morningstar Index MSCI ACWI Ex USA NR USD

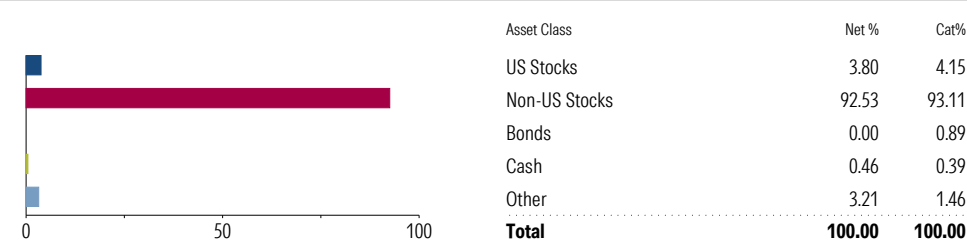
Style Analysis as of 06-30-2025



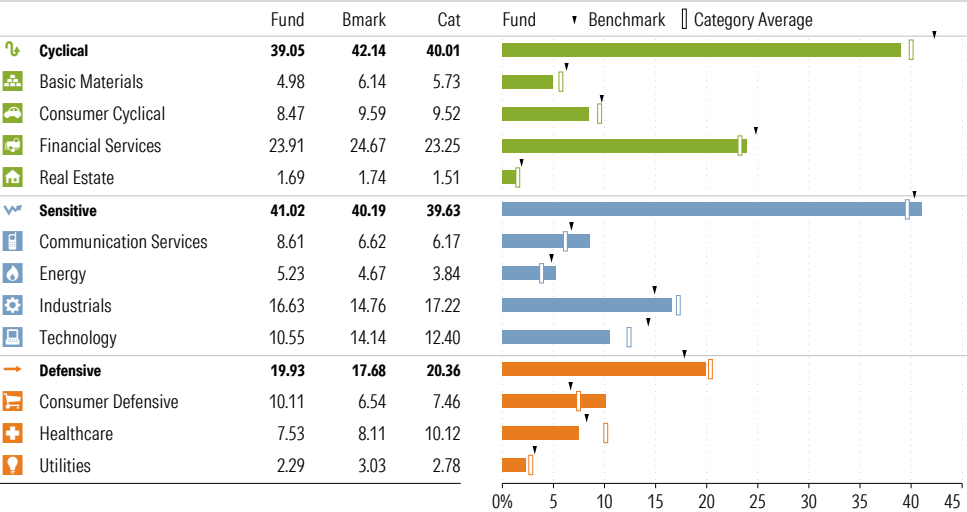
Style Breakdown



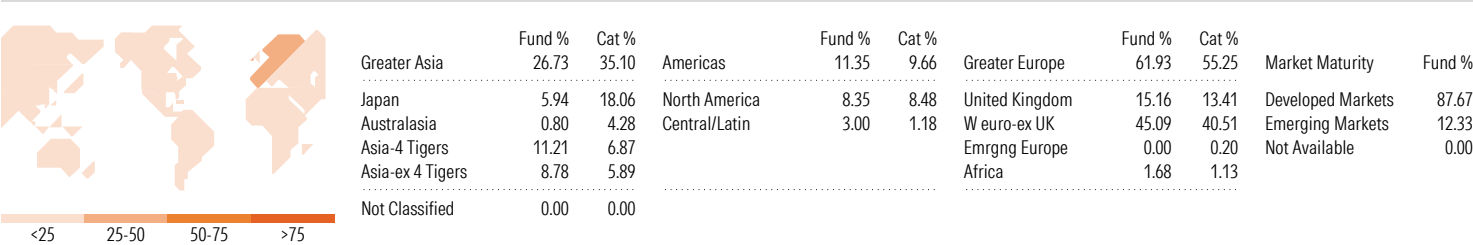
Asset Allocation as of 06-30-2025



Sector Weighting as of 06-30-2025



World Regions % Equity 06-30-2025



Top 10 Holdings as of 06-30-2025

Name	% Net Asset	Cumulative %	YTD Return %	Morningstar Sector
⊖ Taiwan Semiconductor Manufacturing Co Ltd	3.13	3.13	-	Technology
⊖ Capital Group Central Cash M	2.98	6.11	-	-
⊖ BAE Systems PLC	2.27	8.37	-	Industrials
⊖ TotalEnergies SE	2.05	10.42	-	Energy
⊕ Sanofi SA	2.03	12.45	-	Healthcare
⊕ AstraZeneca PLC	1.65	14.10	-	Healthcare
⊖ British American Tobacco PLC	1.56	15.66	-	Consumer Defensive
⊖ ASML Holding NV	1.45	17.11	-	Technology
⊕ UniCredit SpA	1.25	18.36	-	Financial Services
⊖ AXA SA	1.23	19.59	-	Financial Services

Total Holdings 271

⊕ Increase ⊖ Decrease ✨ New to Portfolio

American Funds Invmt Co of Amer R6 RICGX

Morningstar Category
Large Blend
Morningstar Index
S&P 500 TR USD

Portfolio Manager(s)

James Lovelace since 03-1992
Christopher Buchbinder since 03-2007
Grant Cambridge since 03-2014
Martin Romo since 07-2018
Aline Avzaradel since 03-2019
Martin Jacobs since 12-2019
Jessica Spaly since 03-2021
Greg Miliotes since 03-2025

Quantitative Screens

- Performance: The fund has finished in the Large Blend category's top three quartiles in 9 of the 10 years it's been in existence.
- Management: The fund's management has been in place for 33.35 years.
- Style: The fund has landed in its primary style box — Large Blend — 81.82 % of the time over the past three years.
- Net Expense: The fund's expense ratio of 0.27 is 61.97% lower than the Large Blend category average.

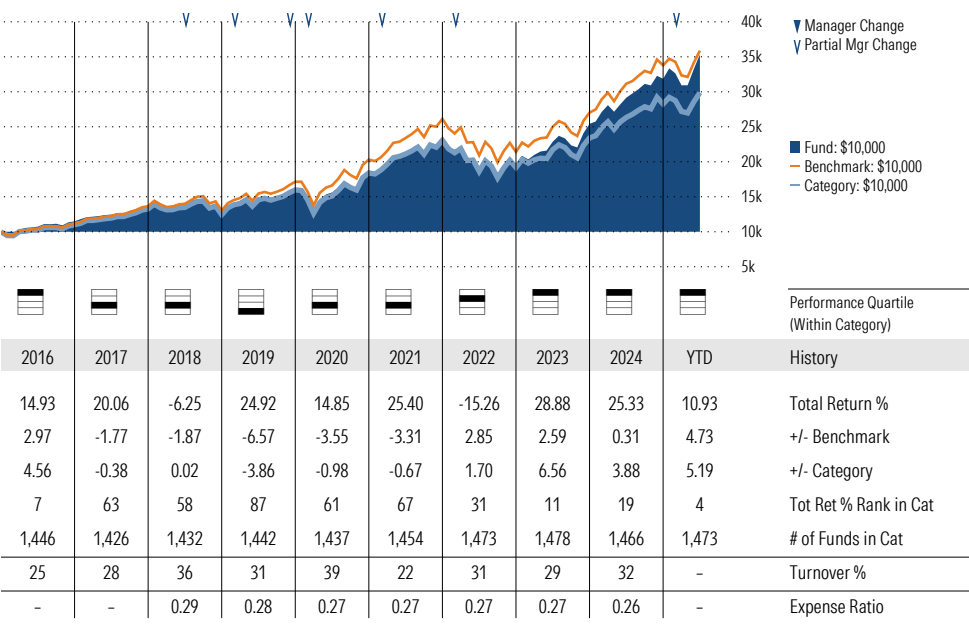
Morningstar Investment Management LLC Analysis

This fund passes all of Morningstar Investment Management's quantitative screens. Morningstar Investment Management has also assessed the fund from a qualitative perspective and, as a fiduciary, is comfortable recommending the fund's use in retirement plans.

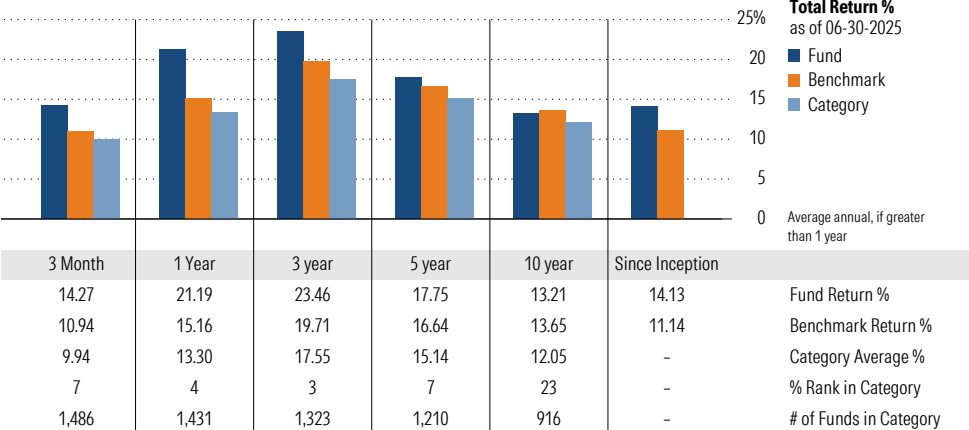
ESG Metrics

Metric	Rating	Updated
Sustainability Rating	2	04-30-2025
Carbon Risk Score	Low Risk	12-31-2022

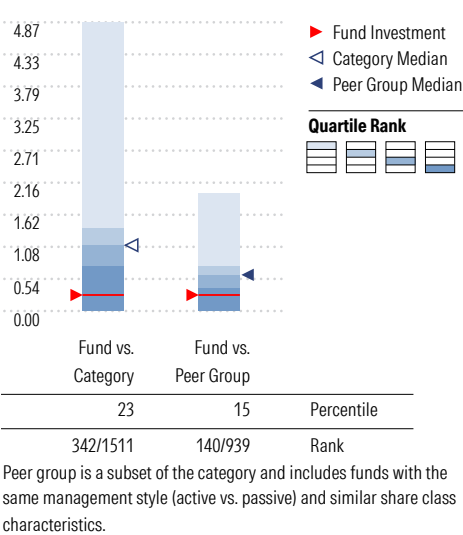
Growth of \$10,000



Trailing Performance



Net Expense



3-Year Risk Metrics

	Fund	Bmark	Cat
Alpha	4.80	-	-1.12
Beta	0.90	-	0.98
R-Squared	95.65	-	94.55
Standard Deviation	14.61	15.80	15.86
Sharpe Ratio	1.20	0.92	0.82
Tracking Error	3.40	-	3.21
Information Ratio	1.10	-	-1.48
Up Capture Ratio	101.06	-	95.68
Down Capture Ratio	82.43	-	101.04

Portfolio Metrics

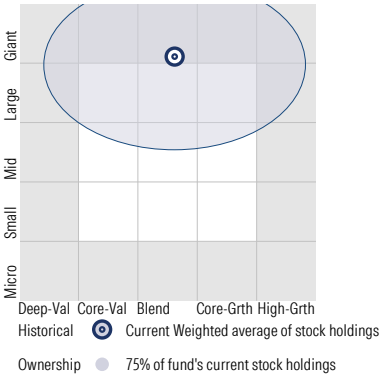
	Fund	Bmark	Cat
Price/Earnings Ratio	25.67	26.71	26.89
Price/Book Ratio	4.56	4.89	5.30
Geom Avg Mkt Cap \$B	274.56	379.44	435.89
ROE	30.59	34.44	34.20

American Funds Invmt Co of Amer R6 RICGX

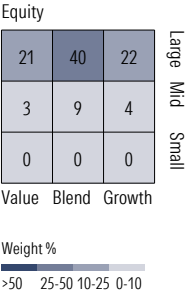
Morningstar Category
Large Blend

Morningstar Index
S&P 500 TR USD

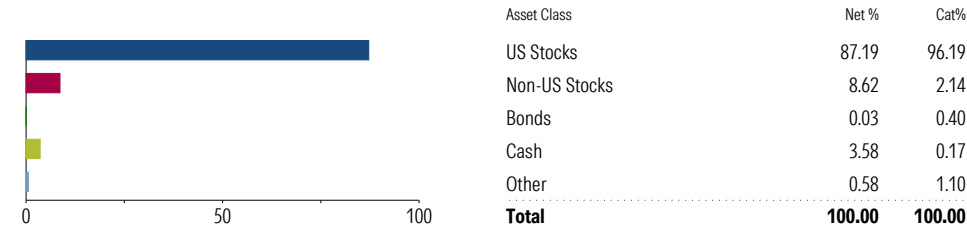
Style Analysis as of 06-30-2025
Morningstar Style Box™



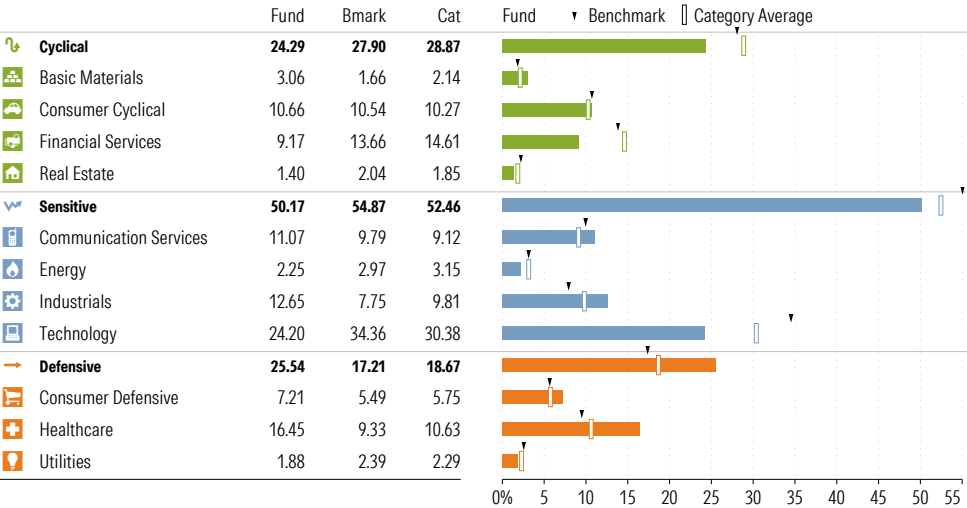
Style Breakdown



Asset Allocation as of 06-30-2025



Sector Weighting as of 06-30-2025



Top 15 Holdings as of 06-30-2025

Name	% Net Asset	Cumulative %	YTD Return %	Morningstar Sector
⊕ Microsoft Corp	6.41	6.41	18.40	Technology
⊖ Meta Platforms Inc Class A	4.45	10.86	26.24	Communication Svc
⊖ Broadcom Inc	4.39	15.24	19.41	Technology
⊕ Amazon.com Inc	3.62	18.86	0.00	Consumer Cyclical
⊕ Capital Group Central Cash Fund	3.27	22.13	-	-
⊕ UnitedHealth Group Inc	2.96	25.08	-37.48	Healthcare
⊕ British American Tobacco PLC	2.74	27.83	-	Consumer Defensive
⊕ Eli Lilly and Co	2.48	30.31	1.36	Healthcare
⊕ NVIDIA Corp	2.26	32.57	17.66	Technology
⊖ GE Aerospace	2.12	34.69	54.54	Industrials
⊖ Alphabet Inc Class C	2.06	36.76	-6.64	Communication Svc
⊖ Royal Caribbean Group	2.06	38.82	36.39	Consumer Cyclical
⊖ Philip Morris International Inc	2.02	40.84	53.58	Consumer Defensive
⊖ Apple Inc	1.89	42.72	-17.87	Technology
⊖ Alphabet Inc Class A	1.83	44.55	-6.69	Communication Svc

Total Holdings 206

⊕ Increase ⊖ Decrease ✨ New to Portfolio

American Funds New World R6 RNWGX

Morningstar Category

Diversified Emerging Mkts

Morningstar Index

MSCI EM NR USD

Portfolio Manager(s)

- Carl Kawaja since 06-1999
- Robert Lovelace since 06-1999
- Christopher Thomsen since 01-2009
- Winnie Kwan since 01-2009
- Tomonori Tani since 10-2013
- Bradford Freer since 01-2017
- Akira Shiraishi since 01-2017
- Lisa Thompson since 10-2019
- Kirstie Spence since 12-2019
- Dawid Justus since 01-2020
- Piyada Phanaphat since 01-2020
- Matt Hochstetler since 01-2024

Quantitative Screens

- ✔

 Performance: The fund has finished in the Diversified Emerging Mkts category's top three quartiles in 10 of the 10 years it's been in existence.
- ✔

 Management: The fund's management has been in place for 26.05 years.
- ✔

 Style: The fund has landed in its primary style box — Large Growth — 100 % of the time over the past three years.
- ✔

 Net Expense: The fund's expense ratio of 0.57 is 47.71% lower than the Diversified Emerging Mkts category average.

Morningstar Investment Management LLC Analysis

This fund passes all of Morningstar Investment Management's quantitative screens. Morningstar Investment Management has also assessed the fund from a qualitative perspective and, as a fiduciary, is comfortable recommending the fund's use in retirement plans.

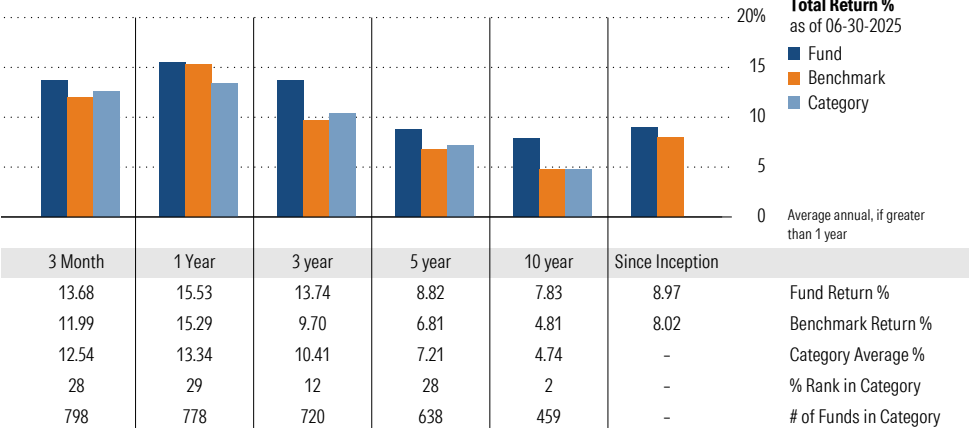
ESG Metrics

Metric	Rating	Updated
Sustainability Rating	3	05-31-2025
Carbon Risk Score	Medium Risk	12-31-2022
ESG Commitment	1-Low	02-15-2022

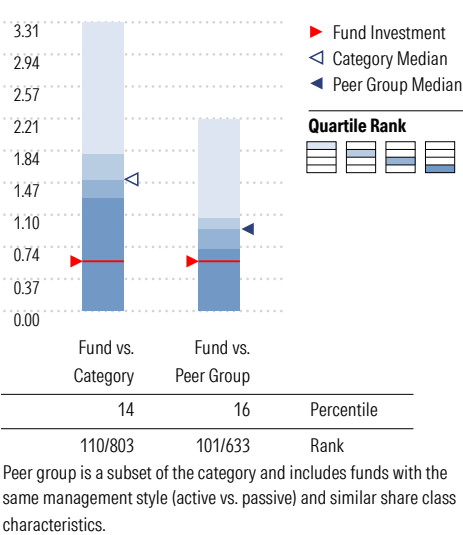
Growth of \$10,000



Trailing Performance



Net Expense



3-Year Risk Metrics

	Fund	Bmark	Cat
Alpha	6.00	-	1.27
Beta	0.74	-	0.91
R-Squared	80.40	-	88.53
Standard Deviation	14.09	17.14	16.60
Sharpe Ratio	0.65	0.35	0.38
Tracking Error	7.69	-	5.58
Information Ratio	0.52	-	0.04
Up Capture Ratio	83.69	-	92.23
Down Capture Ratio	55.49	-	86.22

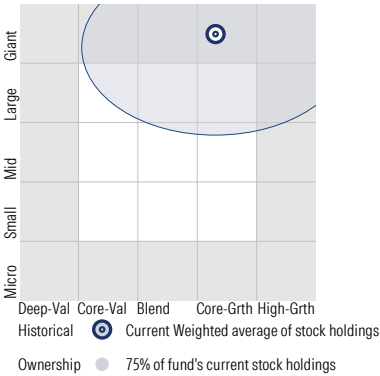
Portfolio Metrics

	Fund	Bmark	Cat
Price/Earnings Ratio	17.86	14.23	13.97
Price/Book Ratio	2.86	1.84	1.93
Geom Avg Mkt Cap \$B	72.23	55.18	63.20
ROE	25.07	18.84	20.02

American Funds New World R6 RNWGX

Morningstar Category Diversified Emerging Mkts
Morningstar Index MSCI EM NR USD

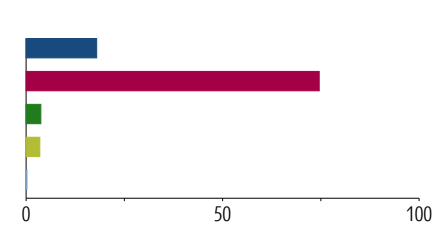
Style Analysis as of 06-30-2025
Morningstar Style Box™



Style Breakdown

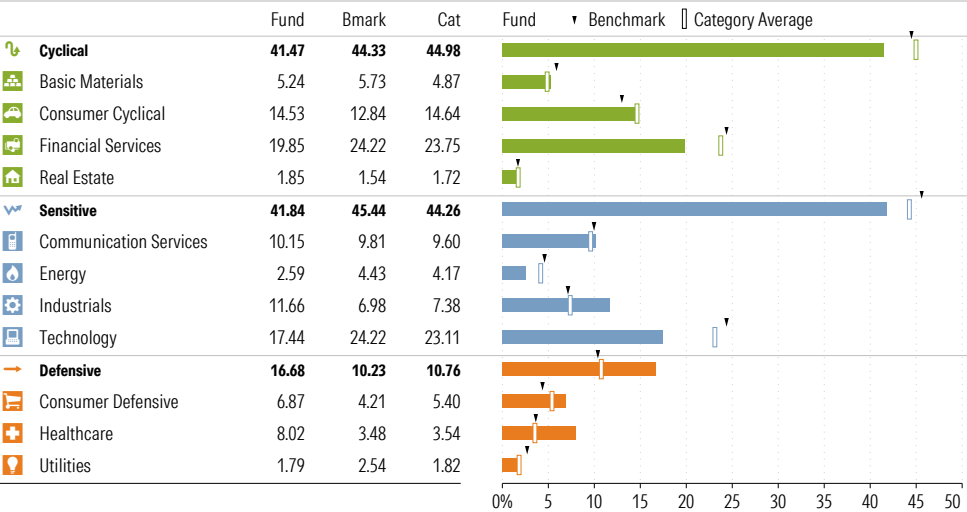


Asset Allocation as of 06-30-2025

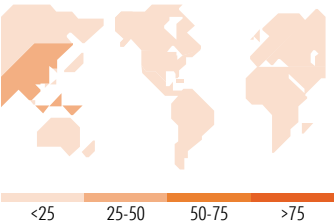


Asset Class	Net %	Cat %
US Stocks	17.96	2.25
Non-US Stocks	74.58	95.72
Bonds	3.75	0.04
Cash	3.49	1.85
Other	0.22	0.14
Total	100.00	100.00

Sector Weighting as of 06-30-2025



World Regions % Equity 06-30-2025



Region	Fund %	Cat %	Region	Fund %	Cat %	Region	Fund %	Cat %	Region	Fund %
Greater Asia	46.18	75.06	Americas	30.52	13.31	Greater Europe	23.30	11.62	Market Maturity	
Japan	1.69	0.00	North America	20.92	1.97	United Kingdom	3.15	0.49	Developed Markets	55.60
Australasia	0.00	0.02	Central/Latin	9.60	11.34	W euro-ex UK	15.53	1.81	Emerging Markets	44.40
Asia-4 Tigers	12.98	27.17				Emrgng Europe	0.46	2.38	Not Available	0.00
Asia-ex 4 Tigers	31.51	47.87				Africa	4.16	6.94		
Not Classified	0.00	0.00								

Top 10 Holdings as of 06-30-2025

Name	% Net Asset	Cumulative %	YTD Return %	Morningstar Sector
⊕ Taiwan Semiconductor Manufacturing Co Ltd	5.58	5.58	-	Technology
⊕ Capital Group Central Cash Fund	3.62	9.20	-	-
⊕ MercadoLibre Inc	2.17	11.37	53.70	Consumer Cyclical
⊖ Microsoft Corp	1.95	13.32	18.40	Technology
⊕ Meta Platforms Inc Class A	1.75	15.06	26.24	Communication Svc
⊖ Tencent Holdings Ltd	1.69	16.75	-	Communication Svc
⊖ Airbus SE	1.33	18.09	-	Industrials
⊕ Banco Bilbao Vizcaya Argentaria SA	1.32	19.40	-	Financial Services
⊕ SK Hynix Inc	1.20	20.60	-	Technology
⊕ Kweichow Moutai Co Ltd Class A	1.16	21.76	-	Consumer Defensive

Total Holdings 585

⊕ Increase ⊖ Decrease ✨ New to Portfolio

American Funds Washington Mutual R6 RWMGX

Morningstar Category
Large Blend

Morningstar Index
S&P 500 TR USD

Portfolio Manager(s)

Alan Berro since 07-1997
Diana Wagner since 06-2014
Jin Lee since 07-2014
Eric Stern since 11-2014
Irfan Furniturewala since 06-2015
Emme Kozloff since 07-2016
Mark Casey since 07-2016
Aline Avzaradel since 07-2021

Quantitative Screens

- Performance: The fund has finished in the Large Blend category's top three quartiles in 7 of the 10 years it's been in existence.
- Management: The fund's management has been in place for 28.02 years.
- Style: The fund has landed in its primary style box — Large Blend — 100 % of the time over the past three years.
- Net Expense: The fund's expense ratio of 0.26 is 63.38% lower than the Large Blend category average.

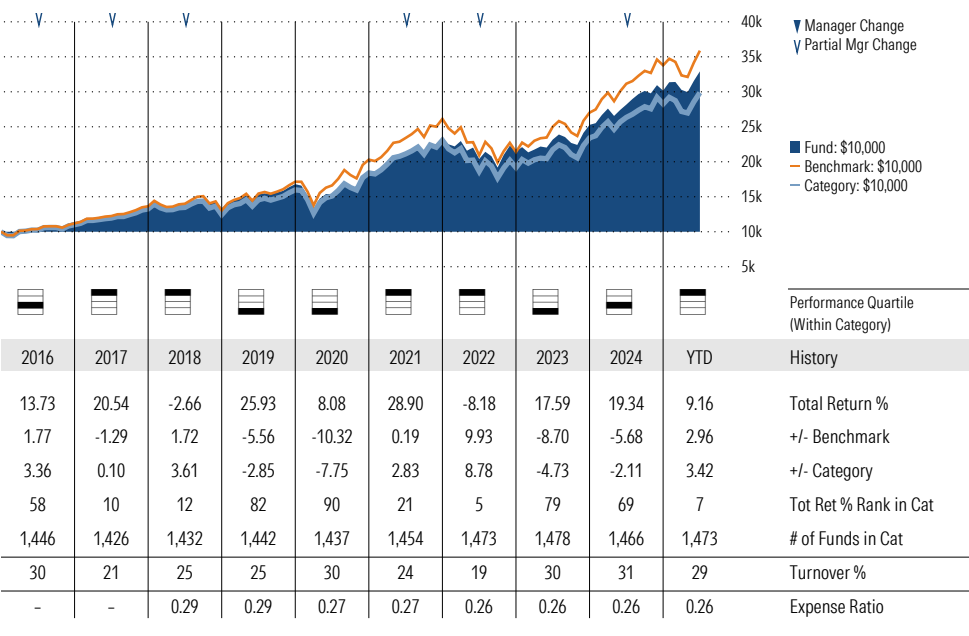
Morningstar Investment Management LLC Analysis

This fund passes all of Morningstar Investment Management's quantitative screens. Morningstar Investment Management has also assessed the fund from a qualitative perspective and, as a fiduciary, is comfortable recommending the fund's use in retirement plans.

ESG Metrics

Metric	Rating	Updated
Sustainability Rating	2	04-30-2025
Carbon Risk Score	Low Risk	12-31-2022
ESG Commitment	1-Low	02-15-2022

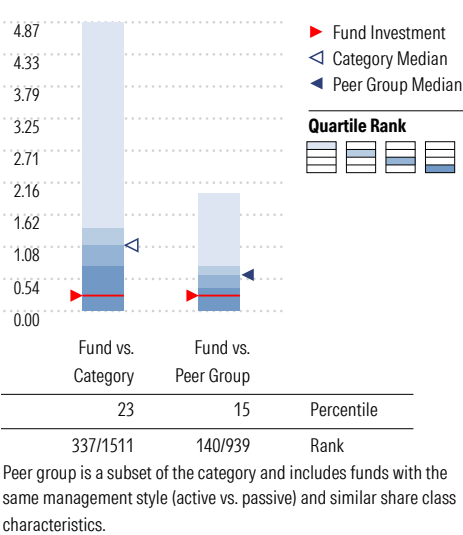
Growth of \$10,000



Trailing Performance



Net Expense



3-Year Risk Metrics

	Fund	Bmark	Cat
Alpha	1.41	-	-1.12
Beta	0.80	-	0.98
R-Squared	91.62	-	94.55
Standard Deviation	13.23	15.80	15.86
Sharpe Ratio	0.92	0.92	0.82
Tracking Error	4.95	-	3.21
Information Ratio	-0.49	-	-1.48
Up Capture Ratio	84.45	-	95.68
Down Capture Ratio	80.35	-	101.04

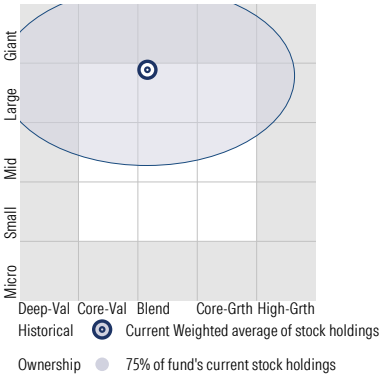
Portfolio Metrics

	Fund	Bmark	Cat
Price/Earnings Ratio	24.30	26.71	26.89
Price/Book Ratio	3.98	4.89	5.30
Geom Avg Mkt Cap \$B	208.05	379.44	435.89
ROE	29.25	34.44	34.20

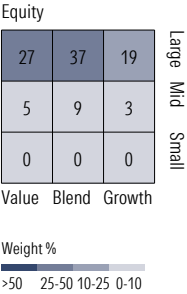
American Funds Washington Mutual R6 RWMGX

Morningstar Category Large Blend
Morningstar Index S&P 500 TR USD

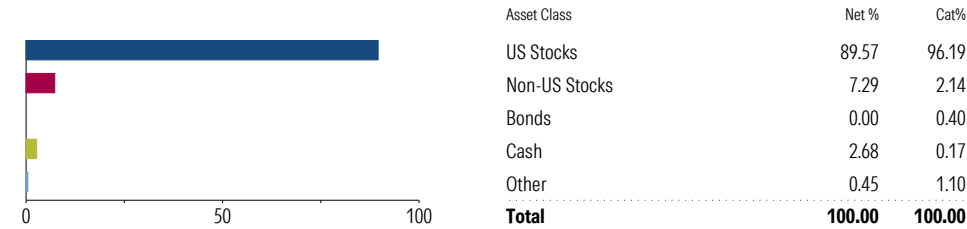
Style Analysis as of 06-30-2025
Morningstar Style Box™



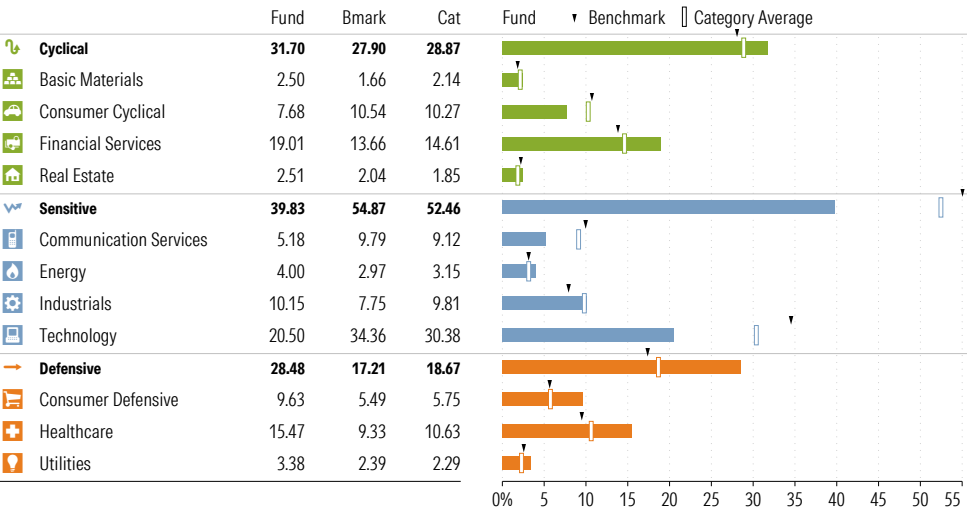
Style Breakdown



Asset Allocation as of 06-30-2025



Sector Weighting as of 06-30-2025



Top 15 Holdings as of 06-30-2025

Name	% Net Asset	Cumulative %	YTD Return %	Morningstar Sector
⊖ Broadcom Inc	5.29	5.29	19.41	Technology
⊕ Microsoft Corp	5.10	10.38	18.40	Technology
⊕ Philip Morris International Inc	3.68	14.06	53.58	Consumer Defensive
⊕ UnitedHealth Group Inc	2.70	16.76	-37.48	Healthcare
⊕ Capital Group Central Cash Fund	2.65	19.40	-	-
⊖ Marsh & McLennan Companies Inc	2.55	21.96	3.70	Financial Services
⊕ Apple Inc	2.47	24.43	-17.87	Technology
⊖ Eli Lilly and Co	2.22	26.65	1.36	Healthcare
⊖ JPMorgan Chase & Co	1.56	28.21	22.05	Financial Services
⊕ Visa Inc Class A	1.48	29.68	12.72	Financial Services
⊕ Abbott Laboratories	1.46	31.14	21.29	Healthcare
⊕ BlackRock Inc	1.45	32.59	3.37	Financial Services
⊕ Amgen Inc	1.37	33.96	8.95	Healthcare
⊕ NVIDIA Corp	1.37	35.33	17.66	Technology
⊖ AbbVie Inc	1.30	36.63	6.30	Healthcare

Total Holdings 186

⊕ Increase ⊖ Decrease ✨ New to Portfolio

Baird Aggregate Bond Inst BAGIX

Morningstar Category
Intermediate Core Bond

Morningstar Index
Bloomberg US Agg Bond TR USD

Portfolio Manager(s)

M. Sharon deGuzman since 09-2000
Mary Ellen Stanek since 09-2000
Warren Pierson since 09-2000
Charles Groeschell since 09-2000
Meghan Dean since 05-2019
Jay Schwister since 05-2019
Jeffrey Schrom since 05-2019
Patrick Brown since 05-2021
Abhishek Pulakanti since 05-2022
Andrew O'Connell since 05-2022

Quantitative Screens

- Performance: The fund has finished in the Intermediate Core Bond category's top three quartiles in 10 of the 10 years it's been in existence.
- Management: The fund's management has been in place for 24.77 years.

Style Consistency is not calculated for Fixed Income funds.

- Net Expense: The fund's expense ratio of 0.3 is 40% lower than the Intermediate Core Bond category average.

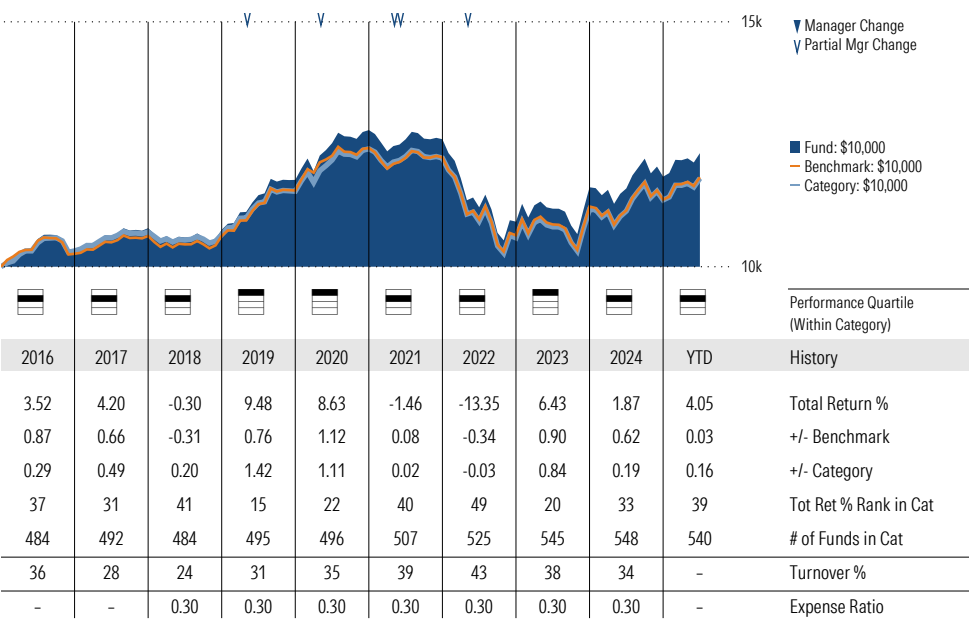
Morningstar Investment Management LLC Analysis

This fund passes all of Morningstar Investment Management's quantitative screens. Morningstar Investment Management has also assessed the fund from a qualitative perspective and, as a fiduciary, is comfortable recommending the fund's use in retirement plans.

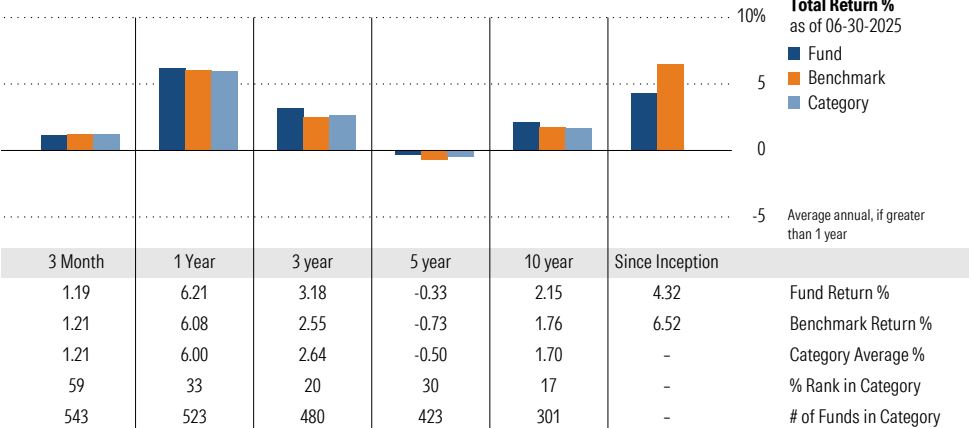
ESG Metrics

Metric	Rating	Updated
Sustainability Rating	4	05-31-2025
ESG Commitment	1-Low	02-15-2022

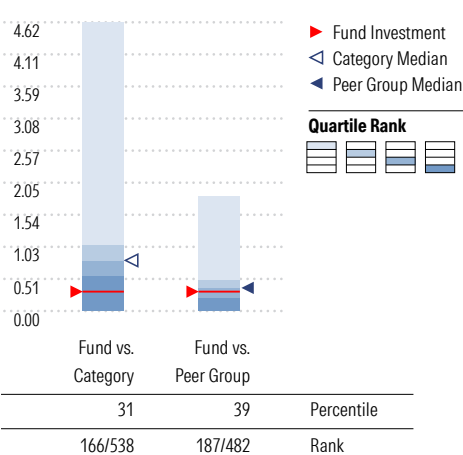
Growth of \$10,000



Trailing Performance



Net Expense



Peer group is a subset of the category and includes funds with the same management style (active vs. passive) and similar share class characteristics.

3-Year Risk Metrics

	Fund	Bmark	Cat
Alpha	0.60	-	0.08
Beta	1.01	-	0.98
R-Squared	99.70	-	98.46
Standard Deviation	7.36	7.30	7.25
Sharpe Ratio	-0.19	-0.28	-0.27
Tracking Error	0.41	-	0.84
Information Ratio	1.55	-	-0.03
Up Capture Ratio	102.44	-	98.39
Down Capture Ratio	96.29	-	97.58

Portfolio Metrics

	Fund	Bmark	Cat
Avg Eff Duration	6.09	4.43	5.70
Avg Eff Maturity	8.13	-	8.66

Baird Aggregate Bond Inst BAGIX

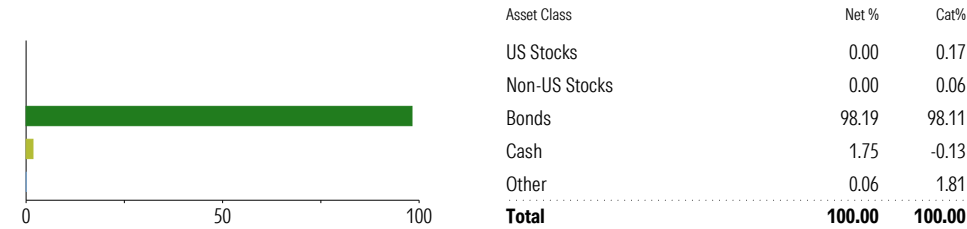
Morningstar Category Intermediate Core Bond
Morningstar Index Bloomberg US Agg Bond TR USD

Style Analysis as of 06-30-2025

Style Breakdown



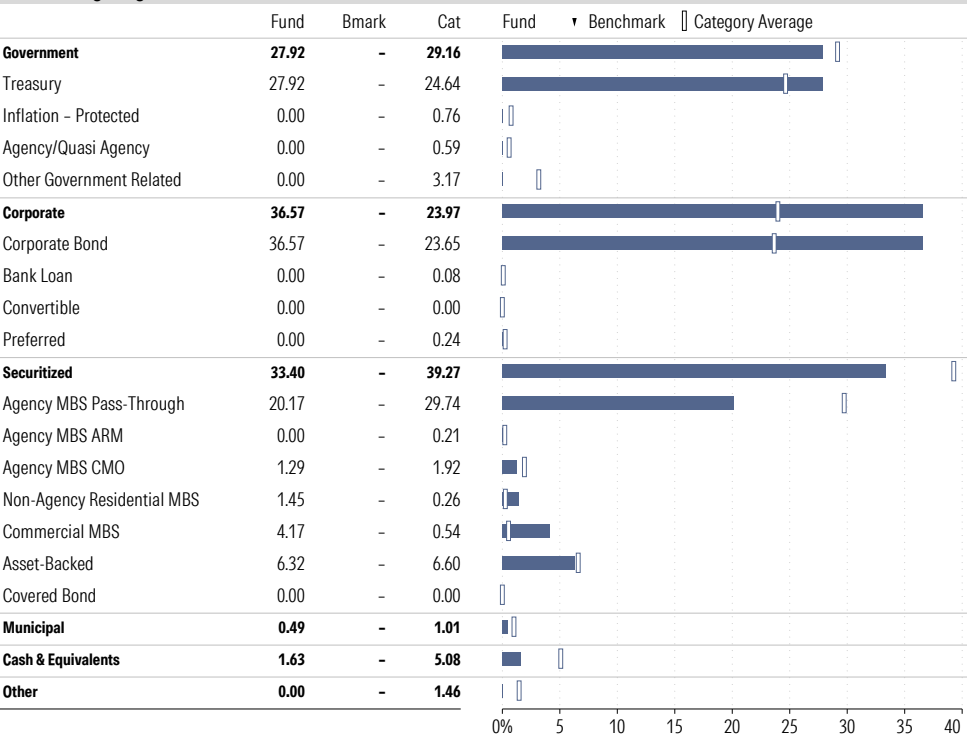
Asset Allocation as of 06-30-2025



Credit Rating Breakdown

	Fund	Bmark	Cat
AAA	62.90	3.53	16.42
AA	3.20	74.59	47.36
A	13.00	10.82	22.38
BBB	20.70	8.32	11.54
BB	0.20	0.28	0.68
B	0.00	0.00	0.29
Below B	0.00	0.00	0.07
Not Rated	0.00	2.46	1.25

Sector Weighting as of 06-30-2025



Top 10 Holdings as of 06-30-2025

Name	Maturity Date	% Net Asset	Cumulative %	Fixed Income Sector
United States Treasury Notes 4.25%	01-2028	2.56	2.56	-
⊕ United States Treasury Notes 1.88%	02-2032	1.69	4.24	-
United States Treasury Bonds 3.88%	05-2043	1.63	5.87	-
⊖ First American Government Obligs U	02-2030	1.57	7.44	-
United States Treasury Bonds 2.88%	05-2043	1.53	8.97	-
United States Treasury Bonds 2.38%	02-2042	1.49	10.46	-
United States Treasury Bonds 3.38%	08-2042	1.32	11.79	-
⊖ United States Treasury Bonds 2.88%	05-2052	1.31	13.09	-
United States Treasury Notes 3.88%	11-2027	1.29	14.39	-
United States Treasury Notes 2.38%	03-2029	1.17	15.56	-

Total Holdings 1931

⊕ Increase ⊖ Decrease ✱ New to Portfolio

Eaton Vance Income Fund of Boston I EIBIX

Morningstar Category
High Yield Bond

Morningstar Index
ICE BofA US High Yield TR USD

Portfolio Manager(s)

Stephen Concannon since 11-2014
Jeffrey Mueller since 06-2019
Kelley Baccei Gerrity since 06-2019
Bo Hunt since 03-2025
Justin Bourgette since 03-2025

Quantitative Screens

✔ Performance: The fund has finished in the High Yield Bond category's top three quartiles in 10 of the 10 years it's been in existence.

✔ Management: The fund's management has been in place for 10.66 years.

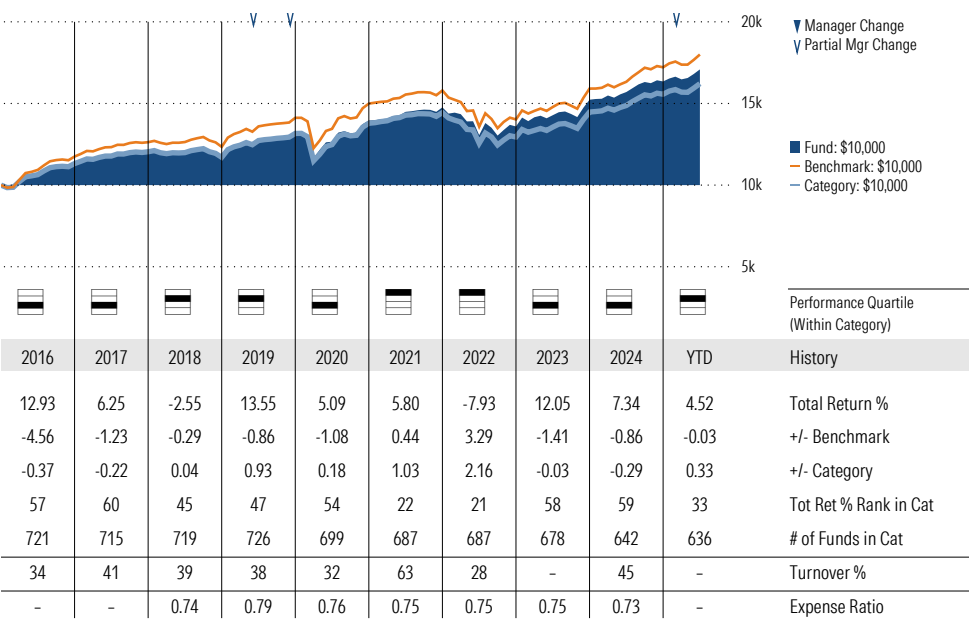
Style Consistency is not calculated for Fixed Income funds.

✔ Net Expense: The fund's expense ratio of 0.73 is 16.09% lower than the High Yield Bond category average.

Morningstar Investment Management LLC Analysis

This fund passes all of Morningstar Investment Management's quantitative screens. Morningstar Investment Management has also assessed the fund from a qualitative perspective and, as a fiduciary, is comfortable recommending the fund's use in retirement plans.

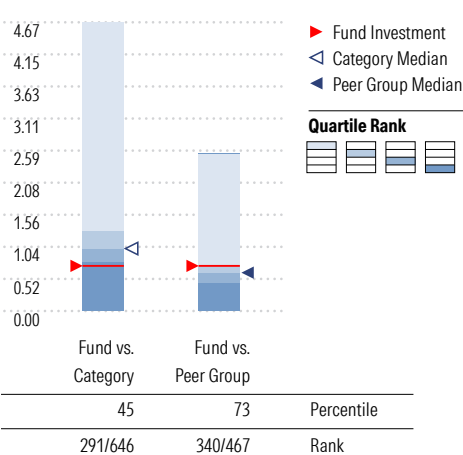
Growth of \$10,000



Trailing Performance



Net Expense



Peer group is a subset of the category and includes funds with the same management style (active vs. passive) and similar share class characteristics.

3-Year Risk Metrics

	Fund	Bmark	Cat
Alpha	0.24	-	0.23
Beta	0.93	-	0.89
R-Squared	98.01	-	93.15
Standard Deviation	6.36	6.79	6.25
Sharpe Ratio	0.69	0.72	0.66
Tracking Error	1.02	-	1.69
Information Ratio	-0.46	-	-0.62
Up Capture Ratio	95.12	-	90.62
Down Capture Ratio	94.76	-	88.85

Portfolio Metrics

	Fund	Bmark	Cat
Avg Eff Duration	3.14	-	2.59
Avg Eff Maturity	4.57	-	4.75

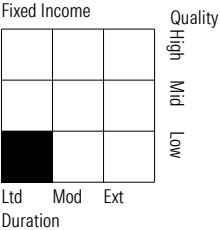
Eaton Vance Income Fund of Boston I EIBIX

Morningstar Category
High Yield Bond

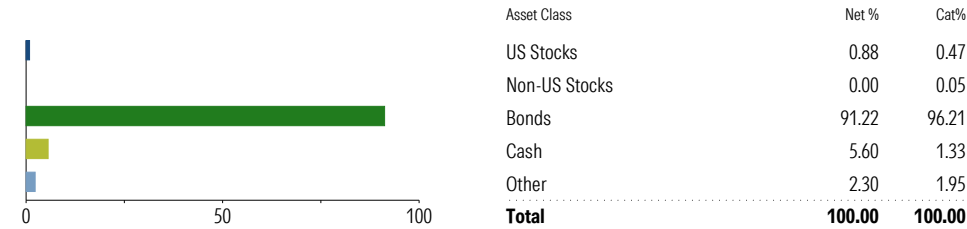
Morningstar Index
ICE BofA US High Yield TR USD

Style Analysis as of 06-30-2025

Style Breakdown

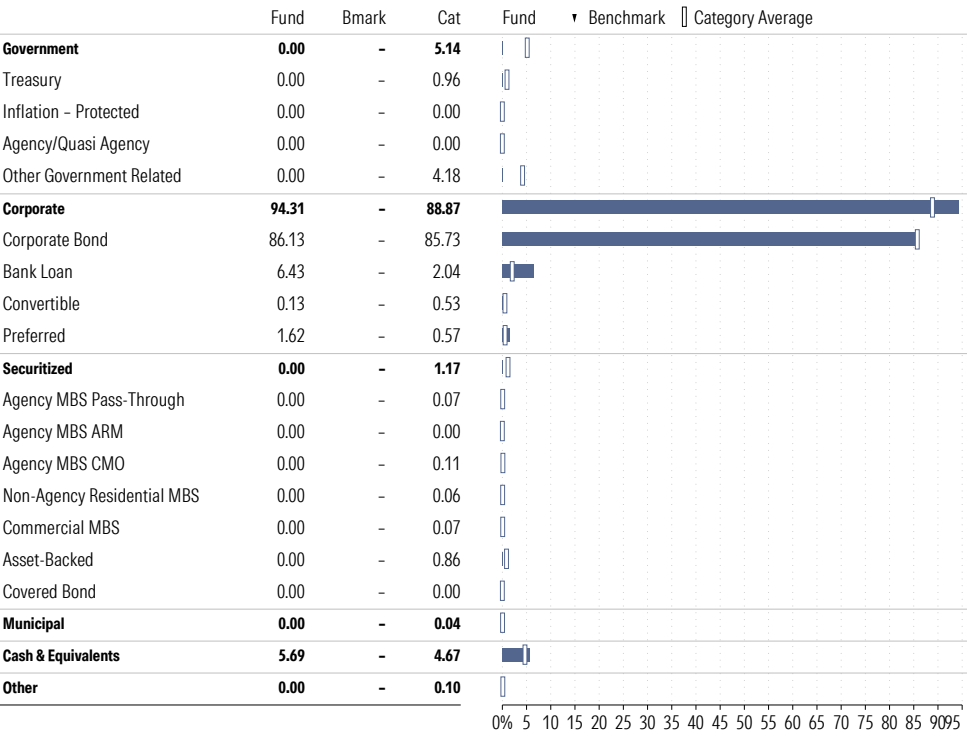


Asset Allocation as of 06-30-2025



Credit Rating Breakdown	Fund	Bmark	Cat
AAA	0.00	-	1.04
AA	0.00	-	0.17
A	0.00	-	0.05
BBB	3.05	-	4.81
BB	43.73	-	44.26
B	40.01	-	29.44
Below B	10.71	-	17.84
Not Rated	2.50	-	2.39

Sector Weighting as of 06-30-2025



Top 10 Holdings as of 06-30-2025

Name	Maturity Date	% Net Asset	Cumulative %	Fixed Income Sector
⊕ Msilf Government Portfolio Msilf Government Portfolio	12-2030	4.71	4.71	-
Medline Borrower LP 5.25%	10-2029	0.83	5.54	-
CCO Holdings, LLC/ CCO Holdings Capital Corp. 4.5%	08-2030	0.75	6.30	-
Minerva Merger Subordinated Inc. 6.5%	02-2030	0.74	7.03	-
Olympus Water US Holding Corp. 9.75%	11-2028	0.69	7.72	-
Arsenal AIC Parent LLC 11.5%	10-2031	0.62	8.34	-
Windsor Holdings III LLC 8.5%	06-2030	0.57	8.91	-
Alliant Holdings Intermediate LLC/Alliant Holdings Co-Issuer Inc 6.75%	10-2027	0.57	9.49	-
⊕ Voyager Parent LLC 9.25%	07-2032	0.56	10.05	-
Heartland Dental LLC / Heartland Dental Finance Corp. 10.5%	04-2028	0.55	10.60	-

Total Holdings 430

⊕ Increase ⊖ Decrease ✱ New to Portfolio

Federated Hermes Govt Ultrashort IS FGUSX

Morningstar Category
Ultrashort Bond

Morningstar Index
Bloomberg US Agg Bond TR USD

Portfolio Manager(s)

Susan Hill since 07-1997
Liam O'Connell since 11-2010

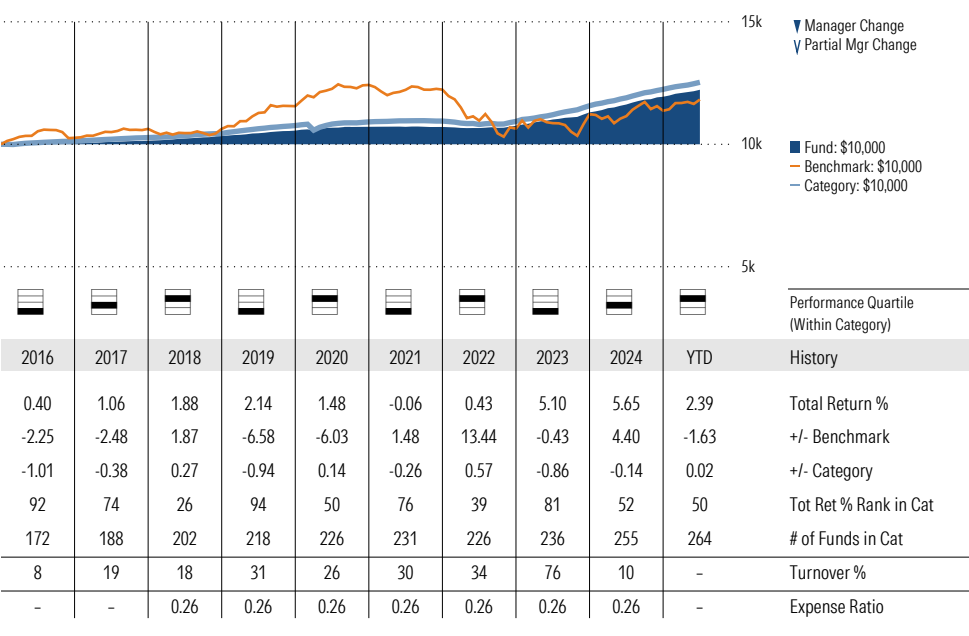
Quantitative Screens

- ✗ Performance: The fund has finished in the Ultrashort Bond category's top three quartiles in 6 of the 10 years it's been in existence.
- ✔ Management: The fund's management has been in place for 27.99 years.
- Style Consistency is not calculated for Fixed Income funds.
- ✔ Net Expense: The fund's expense ratio of 0.26 is 35% lower than the Ultrashort Bond category average.

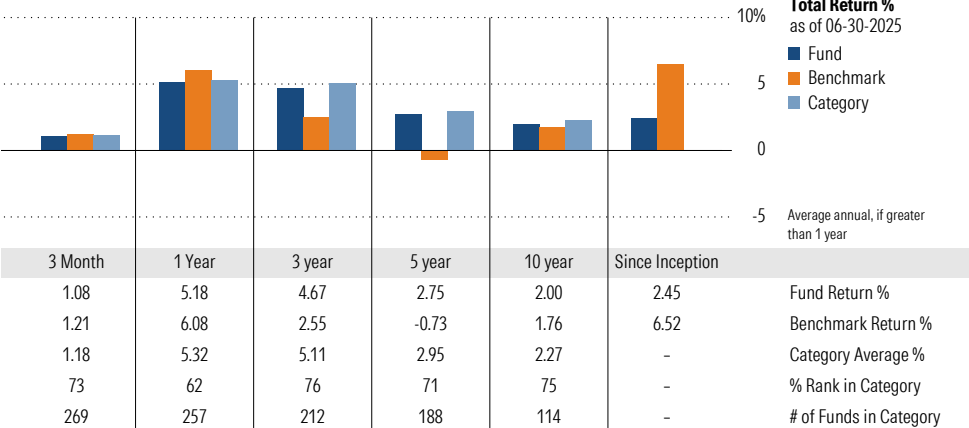
Morningstar Investment Management LLC Analysis

This fund fails our performance consistency screen. Its relative performance versus typical peers in the ultrashort bond category has struggled, partly due to its strict adherence to investing in government securities, which have lagged credit instruments. We believe those results are consistent with the strategy and do not merit putting the fund on watch at this time.

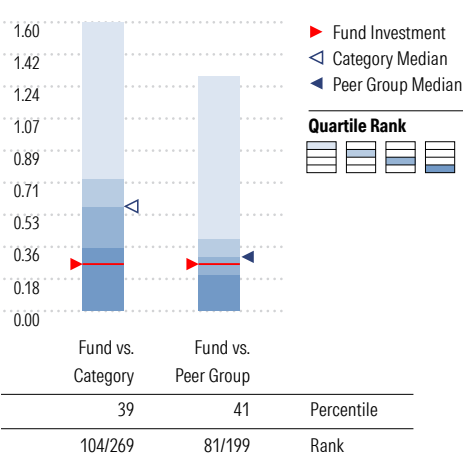
Growth of \$10,000



Trailing Performance



Net Expense



Peer group is a subset of the category and includes funds with the same management style (active vs. passive) and similar share class characteristics.

3-Year Risk Metrics

	Fund	Bmark	Cat
Alpha	4.36	-	4.80
Beta	0.08	-	0.07
R-Squared	57.90	-	37.33
Standard Deviation	0.75	7.30	0.85
Sharpe Ratio	-0.32	-0.28	0.11
Tracking Error	6.75	-	6.84
Information Ratio	0.31	-	0.38
Up Capture Ratio	27.63	-	27.23
Down Capture Ratio	-15.04	-	-20.15

Portfolio Metrics

	Fund	Bmark	Cat
Avg Eff Duration	0.89	4.43	0.99
Avg Eff Maturity	-	-	2.32

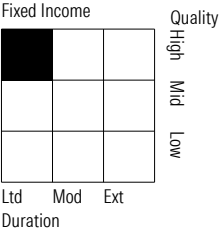
Federated Hermes Govt Ultrashort IS FGUSX

Morningstar Category
Ultrashort Bond

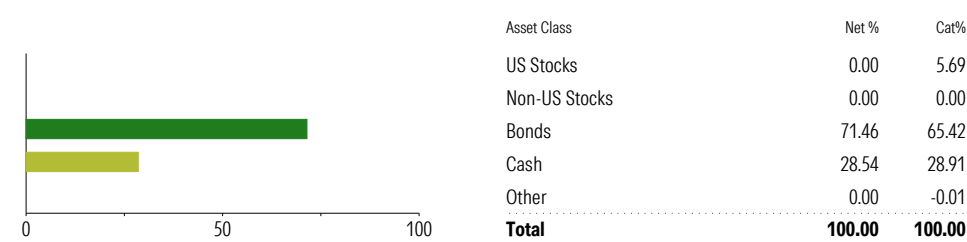
Morningstar Index
Bloomberg US Agg Bond TR USD

Style Analysis as of 06-30-2025

Style Breakdown

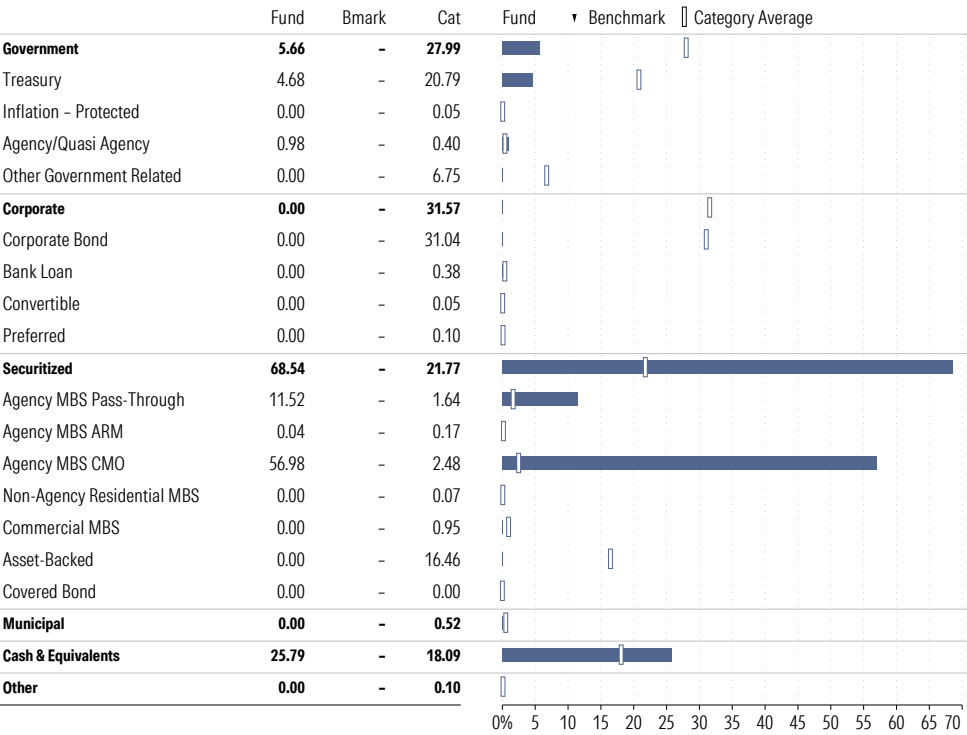


Asset Allocation as of 06-30-2025



Credit Rating Breakdown	Fund	Bmark	Cat
AAA	100.00	3.53	30.14
AA	0.00	74.59	16.00
A	0.00	10.82	20.96
BBB	0.00	8.32	19.45
BB	0.00	0.28	2.60
B	0.00	0.00	1.05
Below B	0.00	0.00	0.23
Not Rated	0.00	2.46	9.57

Sector Weighting as of 06-30-2025



Top 10 Holdings as of 06-30-2025

Name	Maturity Date	% Net Asset	Cumulative %	Fixed Income Sector
⊕ Hsbc Repo 4 Repo	04-2025	8.64	8.64	-
⊕ Bank Of Montreal 6 Repo	04-2025	8.64	17.27	-
⊕ Repo Bank America Repo	04-2025	7.51	24.79	-
⊖ Government National Mortgage Association 5.17436%	10-2054	2.60	27.39	-
⊖ FEDERAL HOME LN MTG CORP MULTICLASS MTG PARTN CTFS GTD 5.01268%	04-2033	2.49	29.88	-
⊖ Government National Mortgage Association 5.19436%	03-2054	2.46	32.33	-
⊕ FEDERAL HOME LN MTG CORP MULTICLASS MTG PARTN CTFS GTD 4.91268%	01-2035	2.22	34.55	-
⊖ Government National Mortgage Association 5.39436%	08-2053	2.21	36.75	-
FEDERAL HOME LN MTG CORP MULTICLASS MTG PARTN CTFS GTD 4.91268%	12-2032	2.04	38.80	-
⊖ Government National Mortgage Association 5.12871%	01-2073	2.00	40.80	-

Total Holdings 231

⊕ Increase ⊖ Decrease ✱ New to Portfolio

Invesco Oppenheimer International Gr Y OIGYX

Morningstar Category
Foreign Large Growth

Morningstar Index
MSCI EAFE NR USD

Portfolio Manager(s)

Robert Dunphy since 03-2012
Ananya Lodaya since 12-2024

Quantitative Screens

- Performance: The fund has finished in the Foreign Large Growth category's top three quartiles in 7 of the 10 years it's been in existence.
- Management: The fund's management has been in place for 13.26 years.
- Style: The fund has landed in its primary style box — Large Growth — 100 % of the time over the past three years.
- Net Expense: The fund's expense ratio of 0.86 is 13.13% lower than the Foreign Large Growth category average.

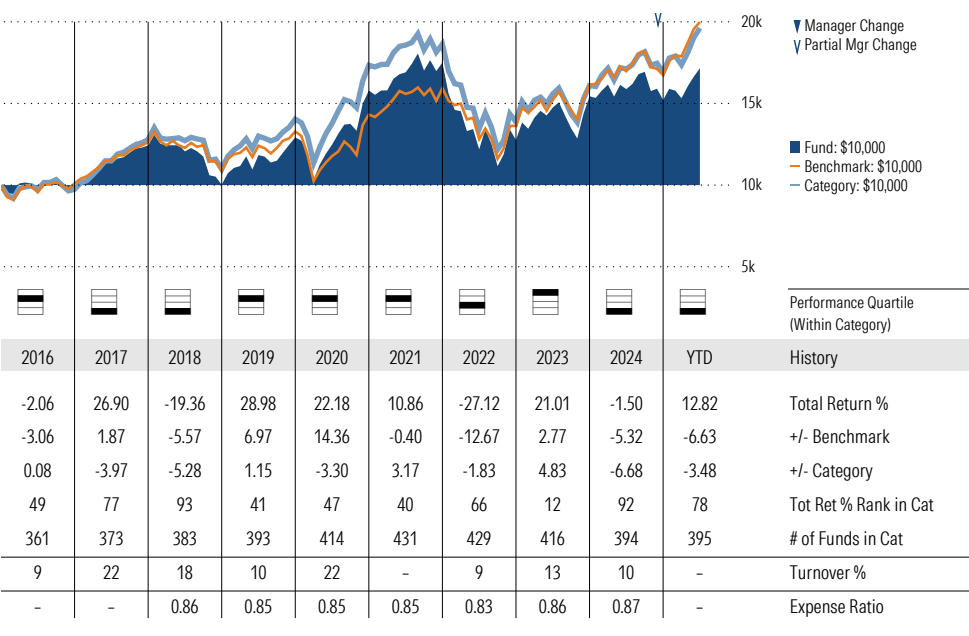
Morningstar Investment Management LLC Analysis

This fund passes all of Morningstar Investment Management's quantitative screens. Morningstar Investment Management has also assessed the fund from a qualitative perspective and, as a fiduciary, is comfortable recommending the fund's use in retirement plans.

ESG Metrics

Metric	Rating	Updated
Sustainability Rating	4	05-31-2025
Carbon Risk Score	Low Risk	12-31-2022

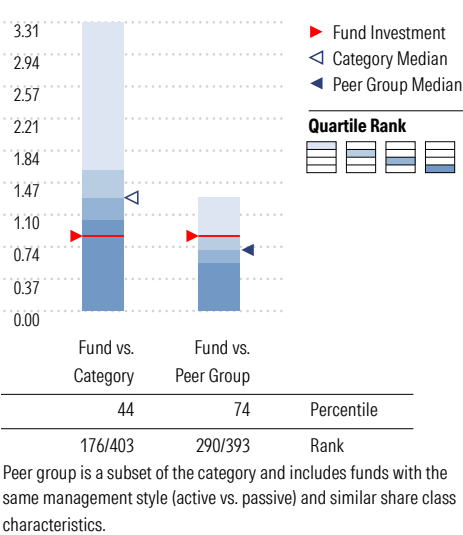
Growth of \$10,000



Trailing Performance



Net Expense



3-Year Risk Metrics

	Fund	Bmark	Cat
Alpha	-5.91	-	-3.28
Beta	1.19	-	1.09
R-Squared	90.78	-	87.02
Standard Deviation	19.24	15.37	18.06
Sharpe Ratio	0.44	0.73	0.53
Tracking Error	6.55	-	6.76
Information Ratio	-0.59	-	-0.42
Up Capture Ratio	103.65	-	99.92
Down Capture Ratio	128.80	-	113.98

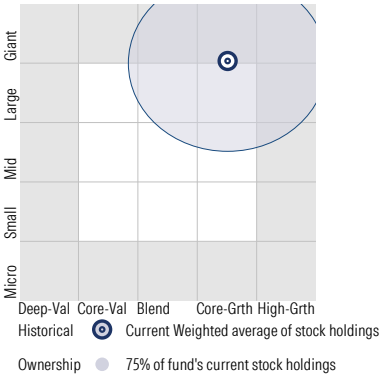
Portfolio Metrics

	Fund	Bmark	Cat
Price/Earnings Ratio	26.22	17.19	22.36
Price/Book Ratio	3.95	1.91	3.27
Geom Avg Mkt Cap \$B	67.53	60.31	77.85
ROE	22.84	16.77	21.49

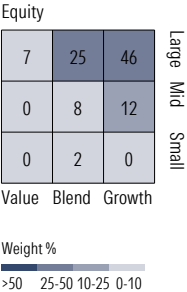
Invesco Oppenheimer International Gr Y OIGYX

Morningstar Category Foreign Large Growth Morningstar Index MSCI EAFE NR USD

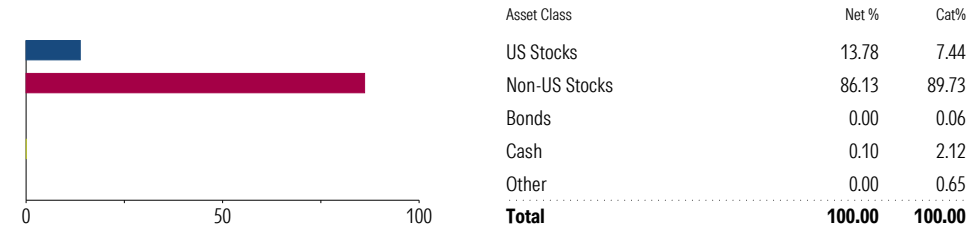
Style Analysis as of 06-30-2025 Morningstar Style Box™



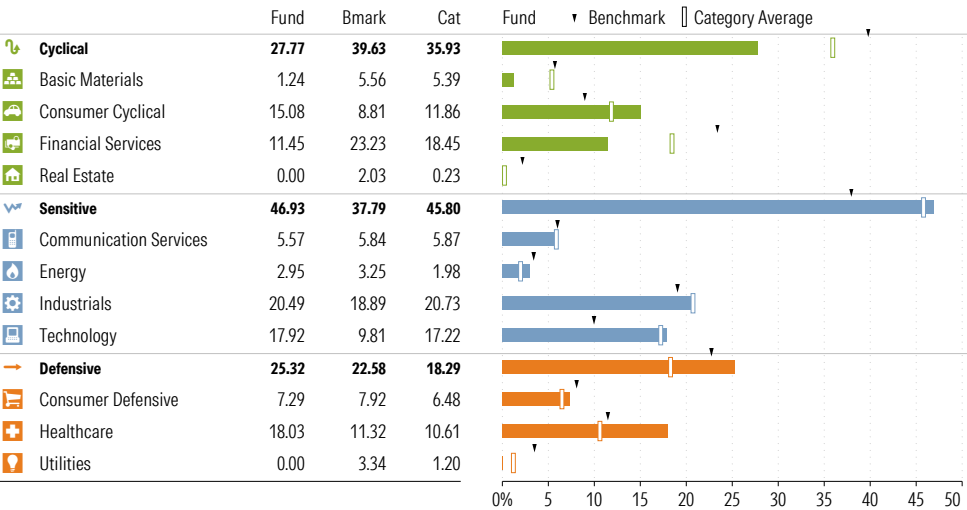
Style Breakdown




Asset Allocation as of 06-30-2025



Sector Weighting as of 06-30-2025



World Regions % Equity 06-30-2025



Top 10 Holdings as of 06-30-2025

Name	% Net Asset	Cumulative %	YTD Return %	Morningstar Sector
Dollarama Inc	3.24	3.24	45.96	Consumer Defensive
BAE Systems PLC	3.07	6.31	-	Industrials
Reliance Industries Ltd	2.83	9.14	-	Energy
Universal Music Group NV	2.81	11.95	-	Communication Svc
Taiwan Semiconductor Manufacturing Co Ltd	2.77	14.71	-	Technology
ResMed Inc	2.76	17.48	13.28	Healthcare
Siemens AG	2.68	20.15	-	Industrials
AstraZeneca PLC	2.58	22.74	-	Healthcare
Compass Group PLC	2.52	25.26	-	Consumer Cyclical
Flutter Entertainment PLC	2.37	27.63	-	Consumer Cyclical

Total Holdings 61

⊕ Increase ⊖ Decrease ✨ New to Portfolio

Macquarie Small Cap Value Instl DEVIX

Morningstar Category
Small Value

Morningstar Index
Russell 2000 Value TR USD

Portfolio Manager(s)

Kelley Carabasi since 07-2012
Kent Madden since 07-2012
Michael Foley since 07-2019

Quantitative Screens

- Performance: The fund has finished in the Small Value category's top three quartiles in 9 of the 10 years it's been in existence.
- Management: The fund's management has been in place for 13.01 years.
- Style: The fund has landed in its primary style box — Small Value — 100 % of the time over the past three years.
- Net Expense: The fund's expense ratio of 0.85 is 22.02% lower than the Small Value category average.

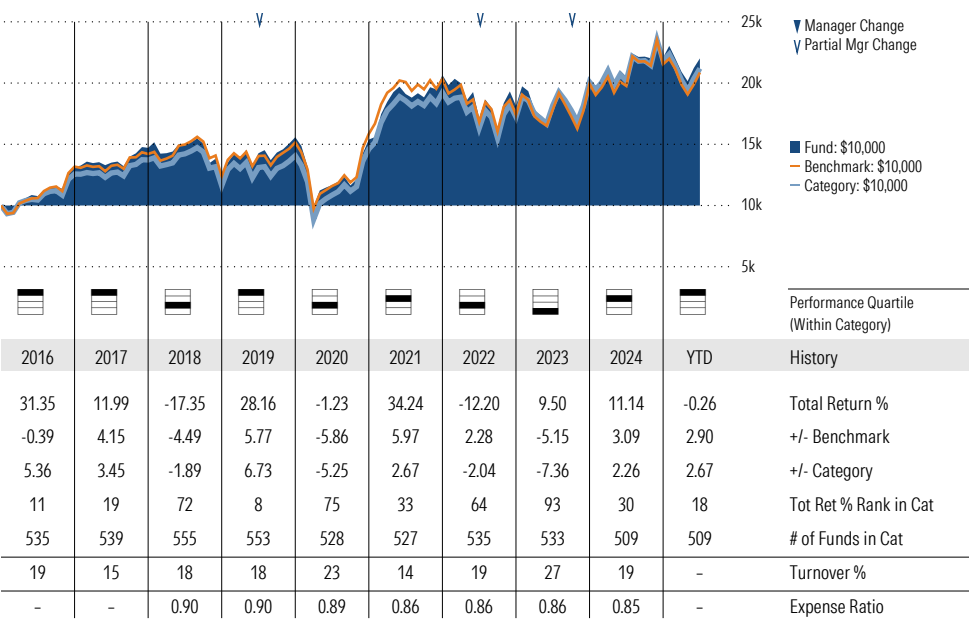
Morningstar Investment Management LLC Analysis

This fund passes all of Morningstar Investment Management's quantitative screens. Morningstar Investment Management has also assessed the fund from a qualitative perspective and, as a fiduciary, is comfortable recommending the fund's use in retirement plans.

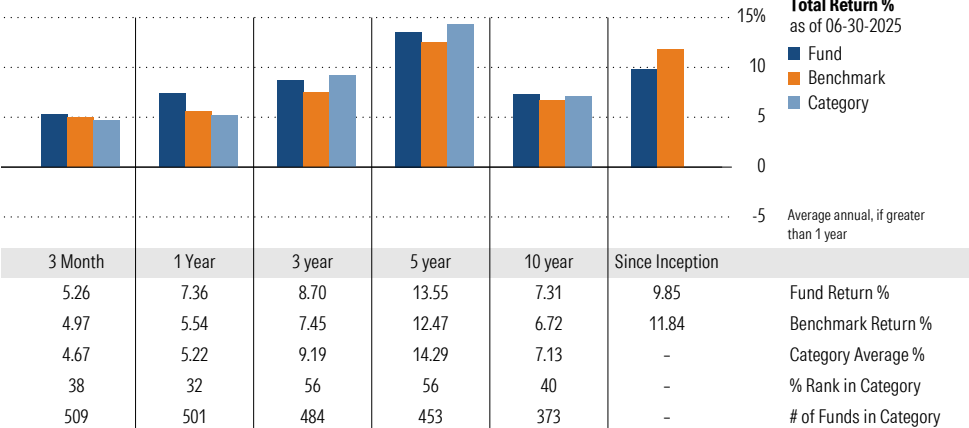
ESG Metrics

Metric	Rating	Updated
Sustainability Rating	3	05-31-2025
Carbon Risk Score	Medium Risk	12-31-2022

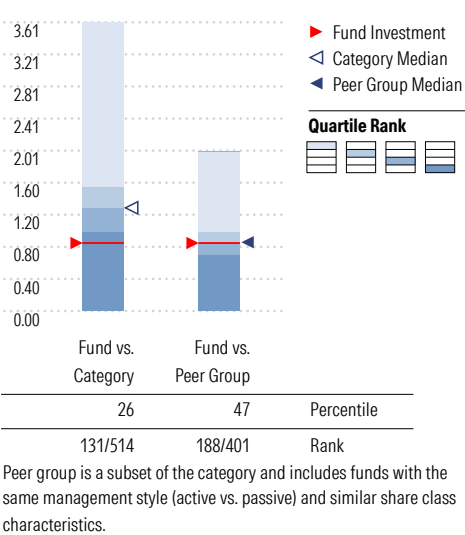
Growth of \$10,000



Trailing Performance



Net Expense



3-Year Risk Metrics

	Fund	Bmark	Cat
Alpha	1.59	-	1.90
Beta	0.93	-	0.93
R-Squared	96.75	-	94.42
Standard Deviation	21.73	22.98	21.90
Sharpe Ratio	0.27	0.22	0.28
Tracking Error	4.23	-	5.33
Information Ratio	0.29	-	0.27
Up Capture Ratio	98.16	-	96.77
Down Capture Ratio	94.12	-	91.68

Portfolio Metrics

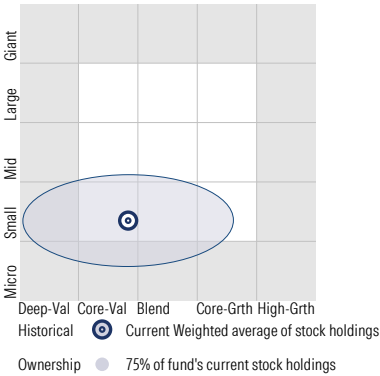
	Fund	Bmark	Cat
Price/Earnings Ratio	15.31	13.75	15.06
Price/Book Ratio	1.56	1.15	1.58
Geom Avg Mkt Cap \$B	4.65	1.97	5.42
ROE	11.85	3.84	11.00

Macquarie Small Cap Value Instl DEVIX

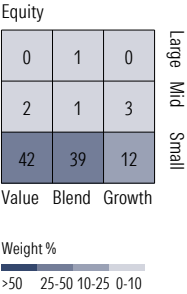
Morningstar Category
Small Value

Morningstar Index
Russell 2000 Value TR USD

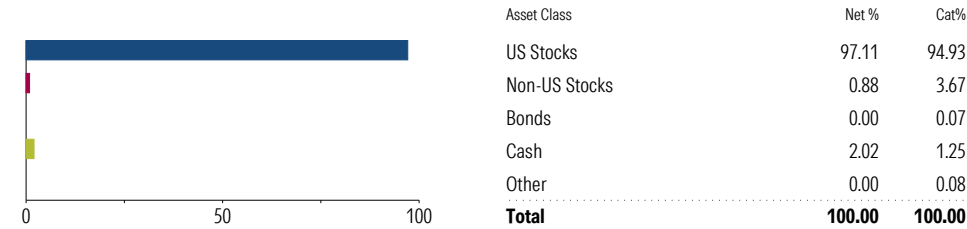
Style Analysis as of 06-30-2025
Morningstar Style Box™



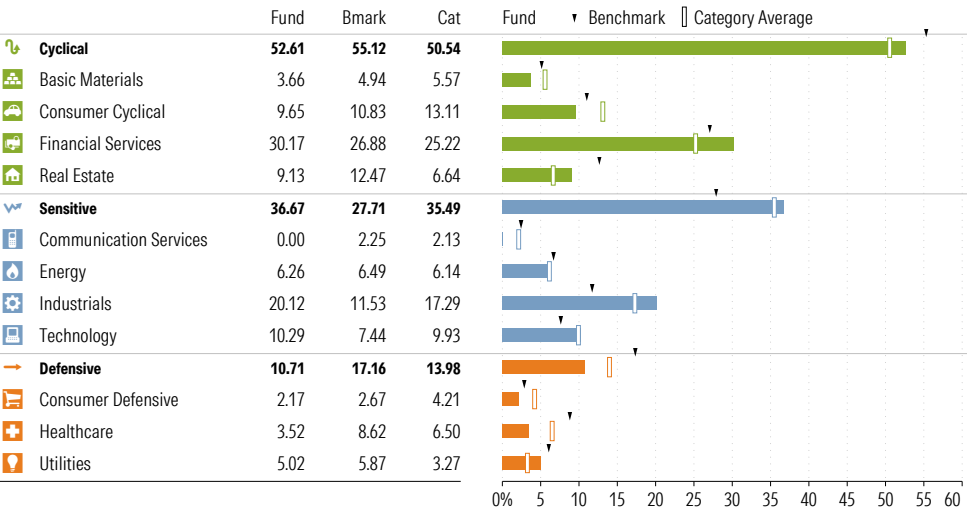
Style Breakdown



Asset Allocation as of 06-30-2025



Sector Weighting as of 06-30-2025



Top 15 Holdings as of 06-30-2025

Name	% Net Asset	Cumulative %	YTD Return %	Morningstar Sector
Axis Capital Holdings Ltd	2.11	2.11	18.14	Financial Services
Hancock Whitney Corp	1.91	4.01	6.54	Financial Services
Webster Financial Corp	1.79	5.80	0.33	Financial Services
MasTec Inc	1.77	7.57	25.19	Industrials
F N B Corp	1.68	9.25	0.27	Financial Services
ITT Inc	1.67	10.92	10.25	Industrials
Synovus Financial Corp	1.64	12.56	2.54	Financial Services
Old National Bancorp	1.59	14.16	-0.39	Financial Services
Agree Realty Corp	1.55	15.71	5.87	Real Estate
TTM Technologies Inc	1.52	17.23	64.93	Technology
Columbia Banking System Inc	1.52	18.75	-10.77	Financial Services
Valley National Bancorp	1.50	20.25	0.99	Financial Services
East West Bancorp Inc	1.47	21.72	6.70	Financial Services
OGE Energy Corp	1.46	23.18	9.63	Utilities
The Hanover Insurance Group Inc	1.45	24.63	11.00	Financial Services

Total Holdings 111

⊕ Increase ⊖ Decrease ✨ New to Portfolio

PIMCO Commodity Real Return Strat I2 PCRPX

Morningstar Category
Commodities Broad Basket

Morningstar Index
Bloomberg Commodity TR USD

Portfolio Manager(s)

Greg Sharenow since 11-2018
Stephen Rodosky since 01-2019
Andrew Dewitt since 02-2022
Daniel He since 06-2025
Michael Cudzil since 06-2025

Quantitative Screens

✔ Performance: The fund has finished in the Commodities Broad Basket category's top three quartiles in 7 of the 10 years it's been in existence.

✔ Management: The fund's management has been in place for 6.67 years.

Style Consistency is not calculated for Fixed Income funds.

✔ Net Expense: The fund's expense ratio of 1.1 is 12.24% higher than the Commodities Broad Basket category average.

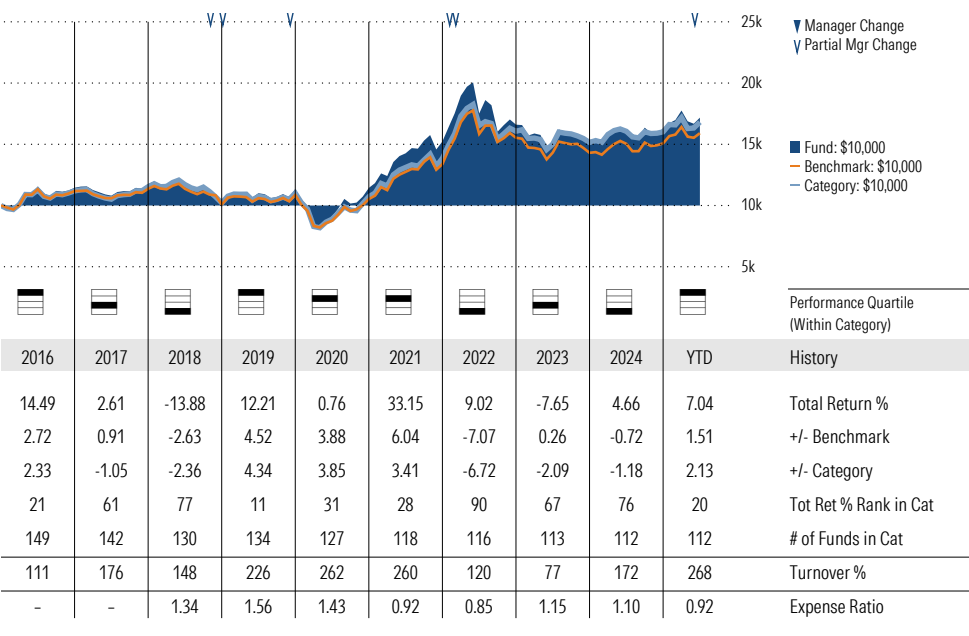
Morningstar Investment Management LLC Analysis

This fund passes all of Morningstar Investment Management's quantitative screens. Morningstar Investment Management has also assessed the fund from a qualitative perspective and, as a fiduciary, is comfortable recommending the fund's use in retirement plans.

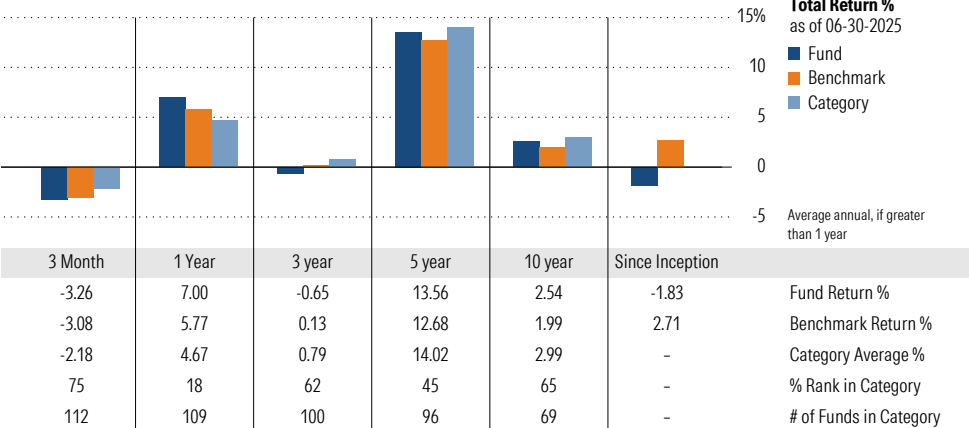
ESG Metrics

Metric	Rating	Updated
Sustainability Rating	2	05-31-2025

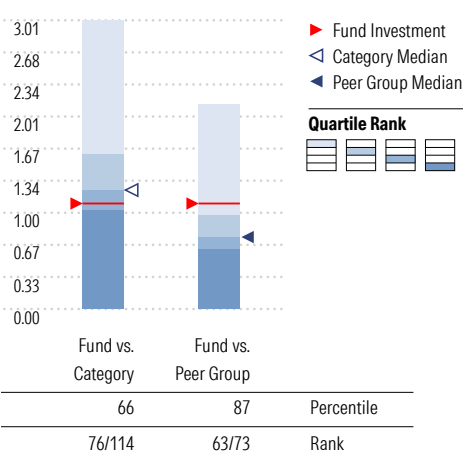
Growth of \$10,000



Trailing Performance



Net Expense



Peer group is a subset of the category and includes funds with the same management style (active vs. passive) and similar share class characteristics.

3-Year Risk Metrics

	Fund	Bmark	Cat
Alpha	-0.63	-	0.43
Beta	1.15	-	0.94
R-Squared	94.13	-	82.80
Standard Deviation	13.13	11.05	11.50
Sharpe Ratio	-0.35	-0.37	-0.32
Tracking Error	3.60	-	4.36
Information Ratio	-0.22	-	-0.07
Up Capture Ratio	105.22	-	87.51
Down Capture Ratio	110.35	-	85.33

Portfolio Metrics

	Fund	Bmark	Cat
Price/Earnings Ratio	12.27	-	15.27
Price/Book Ratio	3.56	-	1.34
Geom Avg Mkt Cap \$B	16.44	-	12.23
ROE	29.97	-	10.16

PIMCO Commodity Real Return Strat I2 PCRPX

Morningstar Category
Commodities Broad Basket

Morningstar Index
Bloomberg Commodity TR USD

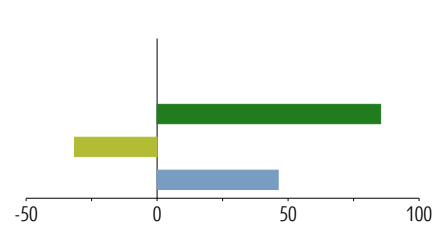
Style Analysis as of 06-30-2025
Morningstar Style Box™



Style Breakdown



Asset Allocation as of 06-30-2025



Asset Class	Net %	Cat%
US Stocks	0.00	3.64
Non-US Stocks	0.00	0.84
Bonds	85.31	33.37
Cash	-31.52	79.19
Other	46.21	-17.03
Total	100.00	100.00

Sector Weighting as of 06-30-2025



Top 15 Holdings as of 06-30-2025

Name	% Net Asset	Cumulative %	YTD Return %	Morningstar Sector
⊖ 2 Year Treasury Note Future June 25	21.16	21.16	-	-
⊖ 3 Month Euribor Future Sept25	18.23	39.38	-	-
⊕ 3 Month Euribor Future Sept26	18.22	57.61	-	-
⊕ IRS EUR 2.25000 09/17/25-10Y LCH Pay	16.04	73.65	-	-
⚡ Offset: Unsettled Trades	15.59	89.24	-	-
⊕ IRS EUR 2.25000 09/17/25-10Y LCH Receive	15.46	104.70	-	-
⊕ JAPANESE YEN Purchased	13.34	118.04	-	-
⊖ U S TIPS REV REPO	12.97	131.01	-	-
⊕ JAPANESE YEN Sold	12.70	143.71	-	-
⊕ TRS R 4.45/91282CDC2 BPS	11.59	155.30	-	-
⊕ Pimco Cayman Cmdty Fd Ltd Instl	10.78	166.08	-	-
⊕ TRS R FEDL01+14/9128283R9 SOG	9.41	175.48	-	-
⊖ EUROPEAN MONETARY UNION EURO Purchased	8.16	183.64	-	-
⊖ EUROPEAN MONETARY UNION EURO Sold	8.16	191.80	-	-
⊕ Pimco Fds	8.07	199.87	-	-

Total Holdings 749

⊕ Increase ⊖ Decrease ⚡ New to Portfolio

PIMCO Income I2 PONPX

Portfolio Manager(s)

Daniel Ivascyn since 03-2007
Alfred Murata since 03-2013
Joshua Anderson since 07-2018

Quantitative Screens

✔ Performance: The fund has finished in the Multisector Bond category's top three quartiles in 9 of the 10 years it's been in existence.

✔ Management: The fund's management has been in place for 18.27 years.

Style Consistency is not calculated for Fixed Income funds.

✔ Net Expense: The fund's expense ratio of 0.93 is 4.12% lower than the Multisector Bond category average.

Morningstar Investment Management LLC Analysis

This fund passes all of Morningstar Investment Management's quantitative screens. Morningstar Investment Management has also assessed the fund from a qualitative perspective and, as a fiduciary, is comfortable recommending the fund's use in retirement plans.

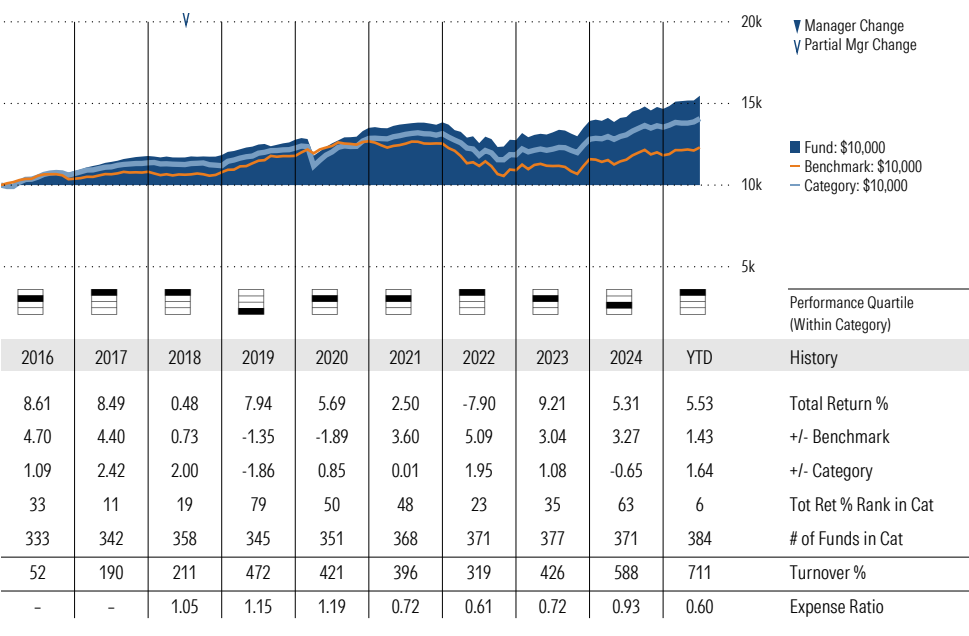
ESG Metrics

Metric	Rating	Updated
Sustainability Rating	4	05-31-2025

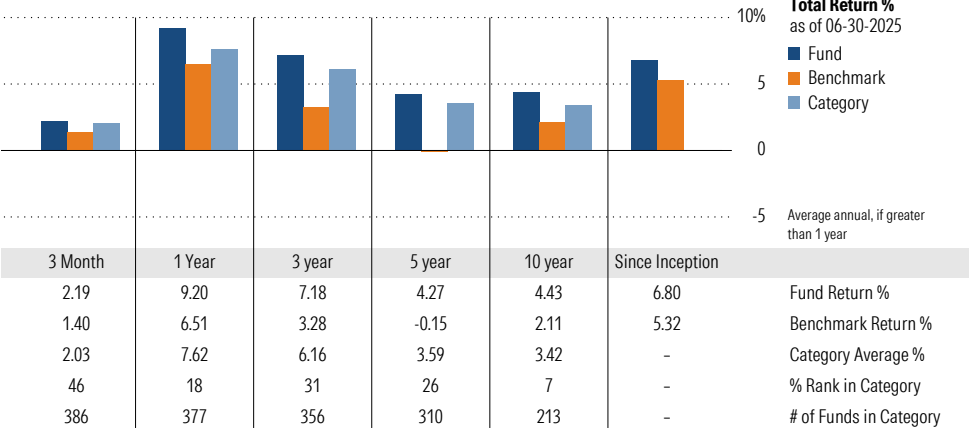
Morningstar Category
Multisector Bond

Morningstar Index
Bloomberg US Universal TR USD

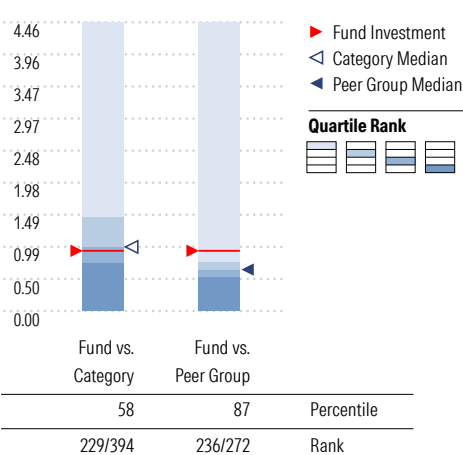
Growth of \$10,000



Trailing Performance



Net Expense



Peer group is a subset of the category and includes funds with the same management style (active vs. passive) and similar share class characteristics.

3-Year Risk Metrics

	Fund	Bmark	Cat
Alpha	4.31	-	3.68
Beta	0.81	-	0.74
R-Squared	92.97	-	81.52
Standard Deviation	5.95	7.08	5.77
Sharpe Ratio	0.39	-0.19	0.29
Tracking Error	2.07	-	3.05
Information Ratio	1.88	-	1.11
Up Capture Ratio	98.29	-	88.57
Down Capture Ratio	53.12	-	49.96

Portfolio Metrics

	Fund	Bmark	Cat
Avg Eff Duration	4.09	4.55	3.81
Avg Eff Maturity	5.56	7.69	7.40

PIMCO Income I2 PONPX

Morningstar Category
Multisector Bond

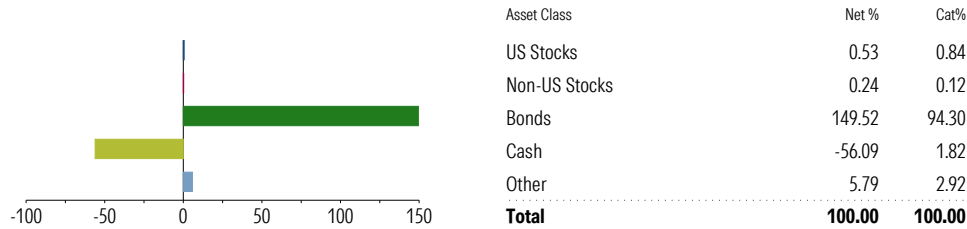
Morningstar Index
Bloomberg US Universal TR USD

Style Analysis as of 06-30-2025

Style Breakdown

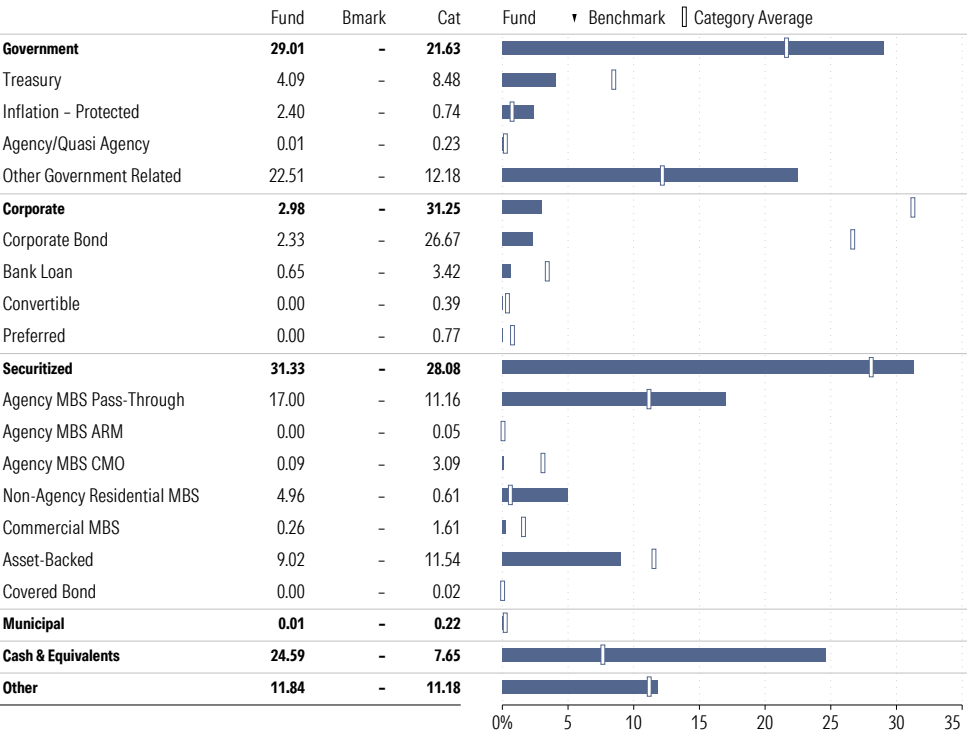


Asset Allocation as of 06-30-2025



Credit Rating Breakdown	Fund	Bmark	Cat
AAA	65.14	67.64	11.25
AA	9.19	3.23	10.55
A	3.21	10.03	8.81
BBB	9.99	10.89	26.69
BB	4.42	3.19	17.49
B	3.23	3.64	11.78
Below B	4.82	1.38	3.76
Not Rated	0.00	0.00	9.67

Sector Weighting as of 06-30-2025



Top 10 Holdings as of 06-30-2025

Name	Maturity Date	% Net Asset	Cumulative %	Fixed Income Sector
✱ Offset: Unsettled Trades	-	58.11	58.11	-
✱ Cash Offset	-	19.00	77.11	-
⊕ Federal National Mortgage Association 6%	05-2055	12.71	89.82	-
⊕ RFR USD SOFR/4.50000 05/22/23-2Y LCH Receive	05-2025	11.70	101.52	-
⊕ RFR USD SOFR/4.50000 05/22/23-2Y LCH Pay	05-2025	11.70	113.22	-
⊕ Federal National Mortgage Association 6.5%	06-2055	11.28	124.50	-
⊕ Federal National Mortgage Association 5.5%	05-2055	8.77	133.27	-
⊖ BRITISH POUND STERLING Sold	05-2025	8.19	141.46	-
⊖ BRITISH POUND STERLING Purchased	05-2025	8.19	149.65	-
⊕ 5 Year Treasury Note Future June 25	07-2025	7.77	157.42	-

Total Holdings 10157

⊕ Increase ⊖ Decrease ✱ New to Portfolio

PIMCO International Bond (USD-Hdg) I-2 PFBPX

Morningstar Category
Global Bond-USD Hedged

Morningstar Index
Bloomberg US Agg Bond TR USD

Portfolio Manager(s)

Andrew Balls since 09-2014
Lorenzo Pagani since 09-2014
Sachin Gupta since 09-2014

Quantitative Screens

✔ Performance: The fund has finished in the Global Bond-USD Hedged category's top three quartiles in 9 of the 10 years it's been in existence.

✔ Management: The fund's management has been in place for 10.77 years.

Style Consistency is not calculated for Fixed Income funds.

✔ Net Expense: The fund's expense ratio of 0.85 is 23.19% higher than the Global Bond-USD Hedged category average.

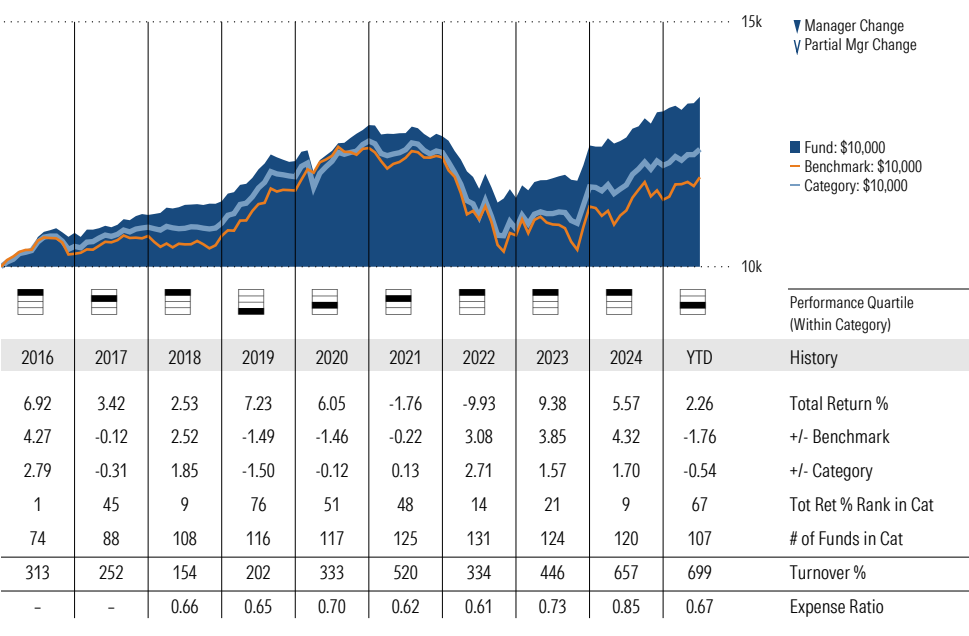
Morningstar Investment Management LLC Analysis

This fund passes all of Morningstar Investment Management's quantitative screens. Morningstar Investment Management has also assessed the fund from a qualitative perspective and, as a fiduciary, is comfortable recommending the fund's use in retirement plans.

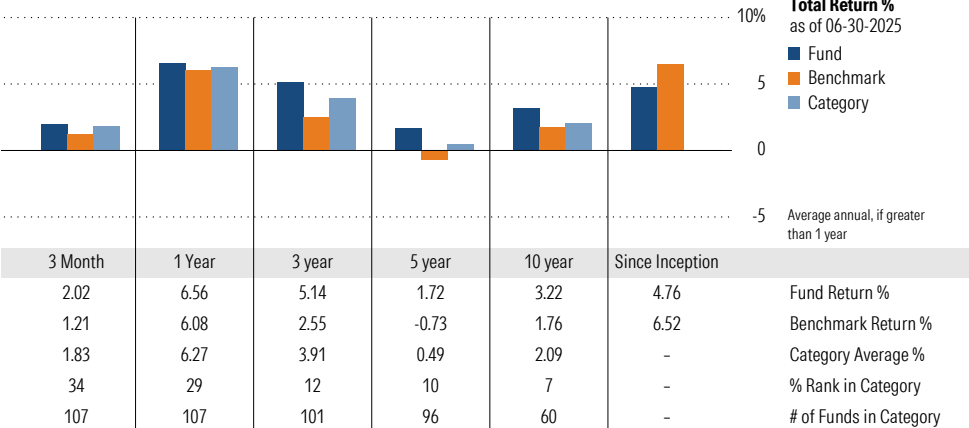
ESG Metrics

Metric	Rating	Updated
Sustainability Rating	3	05-31-2025

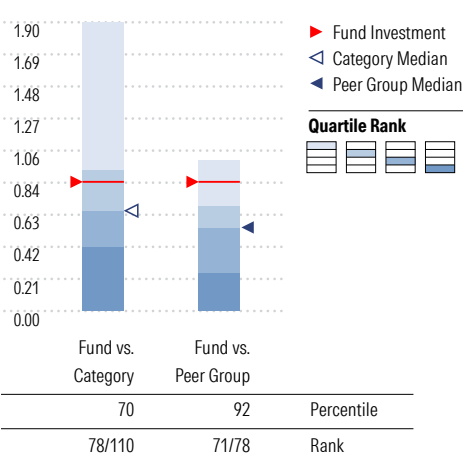
Growth of \$10,000



Trailing Performance



Net Expense



3-Year Risk Metrics

	Fund	Bmark	Cat
Alpha	3.62	-	1.93
Beta	0.54	-	0.77
R-Squared	75.83	-	85.63
Standard Deviation	4.53	7.30	6.01
Sharpe Ratio	0.07	-0.28	-0.13
Tracking Error	4.03	-	2.97
Information Ratio	0.64	-	0.51
Up Capture Ratio	67.71	-	82.96
Down Capture Ratio	31.59	-	63.50

Portfolio Metrics

	Fund	Bmark	Cat
Avg Eff Duration	7.27	4.43	6.88
Avg Eff Maturity	8.91	-	9.21

PIMCO International Bond (USD-Hdg) I-2 PFBPX

Morningstar Category
Global Bond-USD Hedged

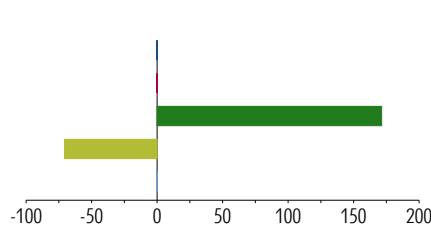
Morningstar Index
Bloomberg US Agg Bond TR USD

Style Analysis as of 06-30-2025

Style Breakdown



Asset Allocation as of 06-30-2025



Asset Class	Net %	Cat%
US Stocks	-0.27	-0.02
Non-US Stocks	-0.15	0.00
Bonds	171.41	106.91
Cash	-70.64	0.86
Other	-0.35	-7.75
Total	100.00	100.00

Credit Rating Breakdown

	Fund	Bmark	Cat
AAA	47.09	3.53	15.04
AA	16.03	74.59	37.81
A	12.00	10.82	22.94
BBB	21.55	8.32	17.83
BB	1.95	0.28	1.65
B	0.44	0.00	0.40
Below B	0.95	0.00	0.20
Not Rated	0.00	2.46	4.13

Sector Weighting as of 06-30-2025

	Fund	Bmark	Cat	Fund	Benchmark	Category Average
Government	41.86	-	48.65			
Treasury	7.84	-	28.68			
Inflation - Protected	0.72	-	1.42			
Agency/Quasi Agency	1.43	-	3.56			
Other Government Related	31.87	-	14.99			
Corporate	2.53	-	16.77			
Corporate Bond	2.37	-	16.47			
Bank Loan	0.16	-	0.22			
Convertible	0.00	-	0.00			
Preferred	0.00	-	0.08			
Securitized	12.93	-	9.37			
Agency MBS Pass-Through	9.55	-	5.76			
Agency MBS ARM	0.00	-	0.00			
Agency MBS CMO	0.20	-	0.45			
Non-Agency Residential MBS	0.77	-	0.47			
Commercial MBS	0.13	-	0.56			
Asset-Backed	1.65	-	1.91			
Covered Bond	0.63	-	0.22			
Municipal	0.03	-	0.09			
Cash & Equivalents	24.38	-	2.01			
Other	18.25	-	23.11			

Top 10 Holdings as of 06-30-2025

Name	Maturity Date	% Net Asset	Cumulative %	Fixed Income Sector
✱ Offset: Unsettled Trades	-	21.77	21.77	-
⊕ CDX IG43 5Y ICE	12-2029	20.97	42.74	-
✱ Cash Offset	-	19.88	62.62	-
⊖ EUROPEAN MONETARY UNION EURO Sold	05-2025	17.33	79.95	-
⊖ EUROPEAN MONETARY UNION EURO Purchased	05-2025	17.33	97.28	-
⊕ IRS EUR 2.25000 09/17/25-5Y LCH Pay	09-2030	15.77	113.06	-
⊕ IRS EUR 2.25000 09/17/25-5Y LCH Receive	09-2030	15.65	128.70	-
⊕ IRS CNY 1.50000 03/18/26-4Y* LCH Pay	06-2030	15.37	144.07	-
⊕ IRS CNY 1.50000 03/18/26-4Y* LCH Receive	06-2030	15.32	159.40	-
⊕ Federal National Mortgage Association 6.5%	06-2055	12.79	172.19	-

Total Holdings 1878

⊕ Increase ⊖ Decrease ✱ New to Portfolio

PIMCO Real Return I2 PRLPX

Morningstar Category
Inflation-Protected Bond

Morningstar Index
Bloomberg US Treasury US TIPS TR USD

Portfolio Manager(s)

Stephen Rodosky since 01-2019
Daniel He since 12-2019
Michael Cudzil since 06-2025

Quantitative Screens

✔ Performance: The fund has finished in the Inflation-Protected Bond category's top three quartiles in 9 of the 10 years it's been in existence.

✔ Management: The fund's management has been in place for 6.48 years.

Style Consistency is not calculated for Fixed Income funds.

✔ Net Expense: The fund's expense ratio of 0.6 is 11.76% lower than the Inflation-Protected Bond category average.

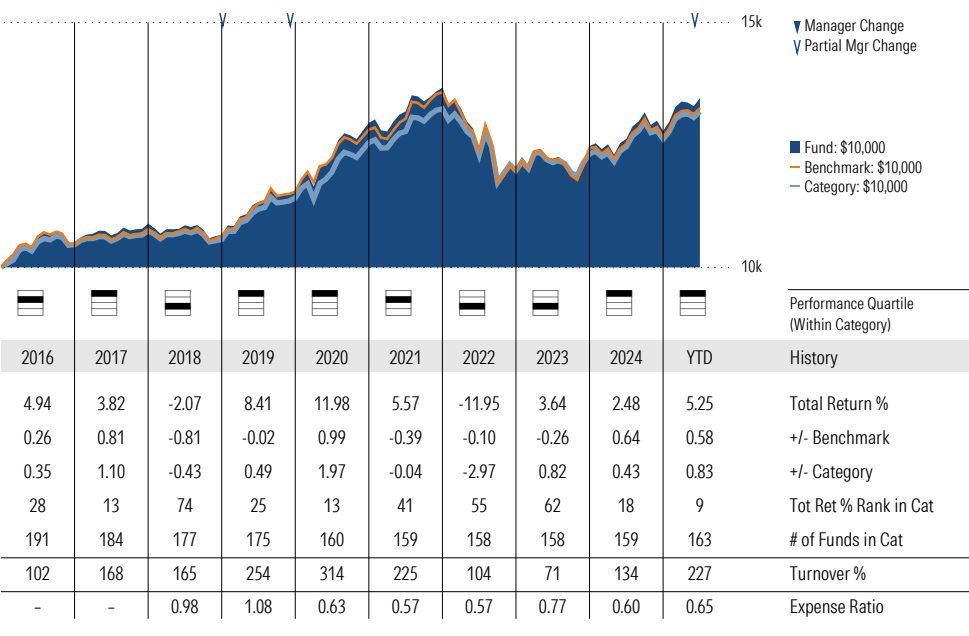
Morningstar Investment Management LLC Analysis

This fund passes all of Morningstar Investment Management's quantitative screens. Morningstar Investment Management has also assessed the fund from a qualitative perspective and, as a fiduciary, is comfortable recommending the fund's use in retirement plans.

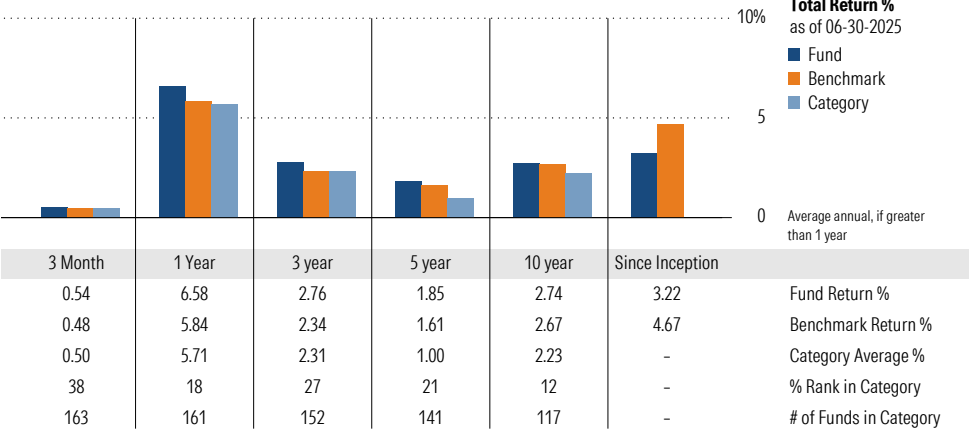
ESG Metrics

Metric	Rating	Updated
Sustainability Rating	3	05-31-2025

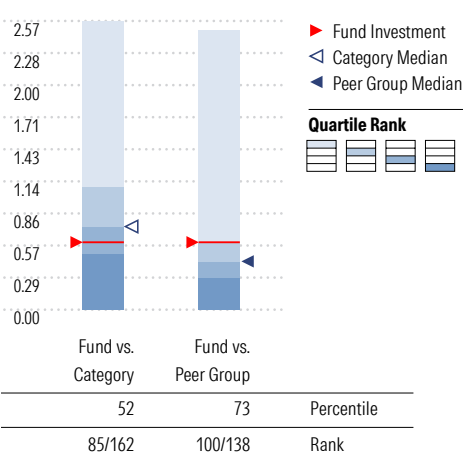
Growth of \$10,000



Trailing Performance



Net Expense



3-Year Risk Metrics

	Fund	Bmark	Cat
Alpha	0.37	-	-0.08
Beta	1.02	-	0.99
R-Squared	99.37	-	95.94
Standard Deviation	7.03	6.85	7.46
Sharpe Ratio	-0.26	-0.33	-0.34
Tracking Error	0.58	-	1.65
Information Ratio	0.73	-	-0.37
Up Capture Ratio	104.56	-	99.05
Down Capture Ratio	100.63	-	100.53

Portfolio Metrics

	Fund	Bmark	Cat
Avg Eff Duration	6.95	4.52	5.95
Avg Eff Maturity	6.23	-	6.74

PIMCO Real Return I2 PRLPX

Morningstar Category
Inflation-Protected Bond

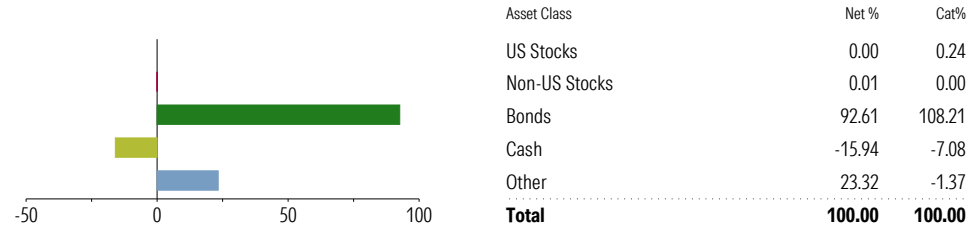
Morningstar Index
Bloomberg US Treasury US TIPS TR USD

Style Analysis as of 06-30-2025

Style Breakdown

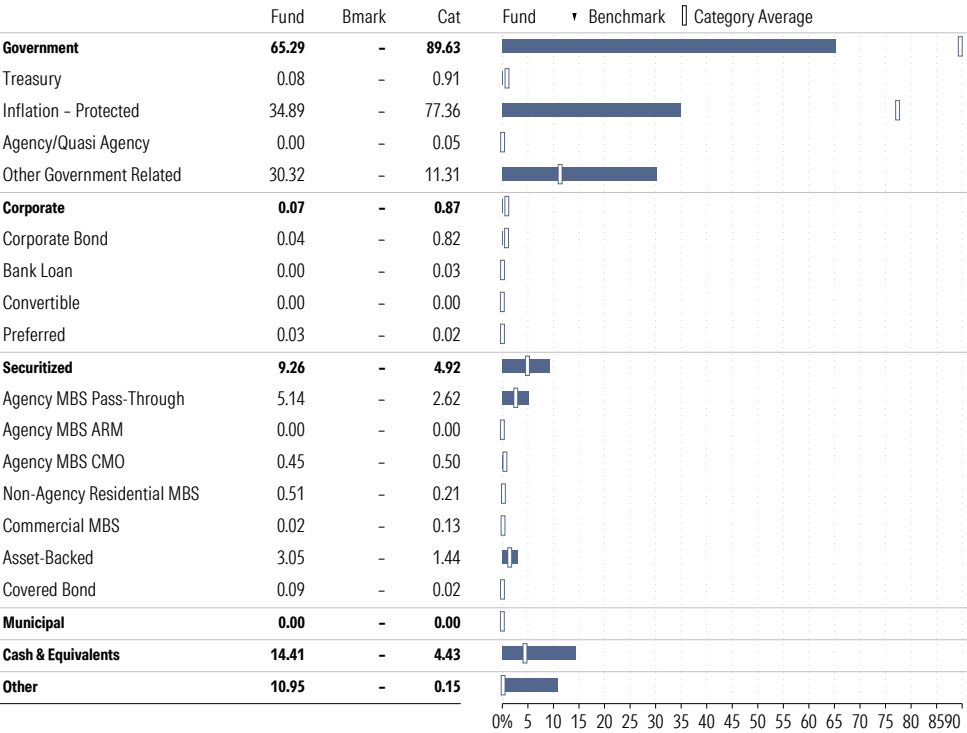


Asset Allocation as of 06-30-2025



Credit Rating Breakdown	Fund	Bmark	Cat
AAA	87.10	0.00	15.23
AA	2.33	99.60	80.62
A	2.53	0.00	0.49
BBB	5.78	0.00	0.74
BB	0.32	0.00	0.16
B	0.52	0.00	0.08
Below B	1.42	0.00	0.07
Not Rated	0.00	0.40	2.61

Sector Weighting as of 06-30-2025



Top 10 Holdings as of 06-30-2025

Name	Maturity Date	% Net Asset	Cumulative %	Fixed Income Sector
⊖ 3 Month Euribor Future Sept25	09-2025	19.36	19.36	-
⊕ 3 Month Euribor Future Sept26	09-2026	19.36	38.72	-
⊖ 2 Year Treasury Note Future June 25	07-2025	17.30	56.03	-
⊕ IRS EUR 2.25000 09/17/25-10Y LCH Pay	09-2035	13.10	69.12	-
⊕ IRS EUR 2.25000 09/17/25-10Y LCH Receive	09-2035	12.63	81.75	-
✱ Offset: Unsettled Trades	-	11.16	92.91	-
⊕ Ultra 10 Year US Treasury Note Future June 25	06-2025	11.08	103.99	-
⊖ 5 Year Treasury Note Future June 25	07-2025	9.66	113.65	-
⊖ EUROPEAN MONETARY UNION EURO Purchased	05-2025	8.81	122.45	-
⊖ EUROPEAN MONETARY UNION EURO Sold	05-2025	8.81	131.26	-

Total Holdings 1094

⊕ Increase ⊖ Decrease ✱ New to Portfolio

Vanguard 500 Index Admiral VFIAX

Morningstar Category
Large Blend

Morningstar Index
S&P 500 TR USD

Portfolio Manager(s)

Michelle Louie since 11-2017
Nick Birkett since 08-2023
Aur lie Denis since 02-2025

Quantitative Screens

- Performance: The fund has finished in the Large Blend category's top three quartiles in 10 of the 10 years it's been in existence.
- Management: The fund's management has been in place for 7.59 years.
- Style: The fund has landed in its primary style box — Large Blend — 77.14 % of the time over the past three years.
- Net Expense: The fund's expense ratio of 0.04 is 94.37% lower than the Large Blend category average.

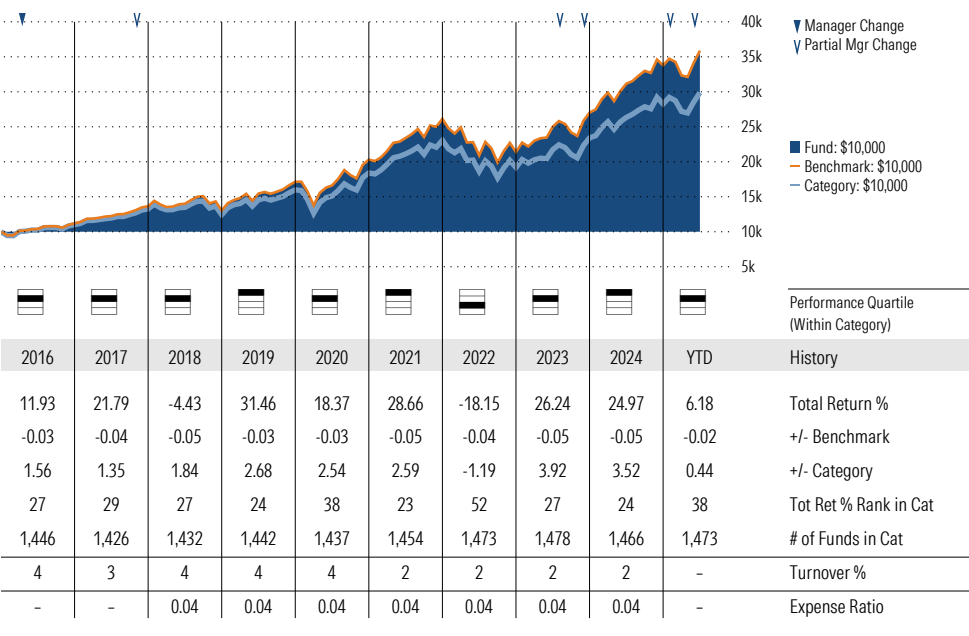
Morningstar Investment Management LLC Analysis

This fund passes all of Morningstar Investment Management's quantitative screens. Morningstar Investment Management has also assessed the fund from a qualitative perspective and, as a fiduciary, is comfortable recommending the fund's use in retirement plans.

ESG Metrics

Metric	Rating	Updated
Sustainability Rating	3	04-30-2025
Carbon Risk Score	Low Risk	12-31-2022
ESG Commitment	1-Low	02-15-2022

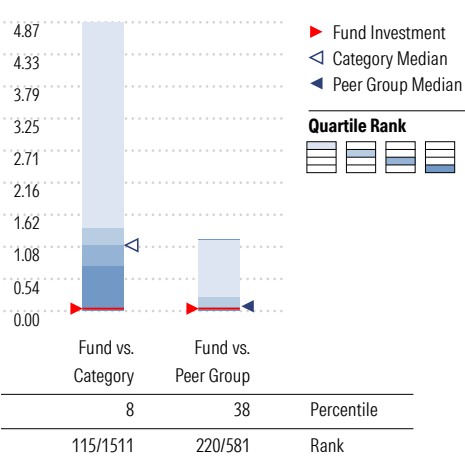
Growth of \$10,000



Trailing Performance



Net Expense



Peer group is a subset of the category and includes funds with the same management style (active vs. passive) and similar share class characteristics.

3-Year Risk Metrics

	Fund	Bmark	Cat
Alpha	-0.04	-	-1.12
Beta	1.00	-	0.98
R-Squared	100.00	-	94.55
Standard Deviation	15.80	15.80	15.86
Sharpe Ratio	0.92	0.92	0.82
Tracking Error	0.00	-	3.21
Information Ratio	-14.41	-	-1.48
Up Capture Ratio	99.92	-	95.68
Down Capture Ratio	100.09	-	101.04

Portfolio Metrics

	Fund	Bmark	Cat
Price/Earnings Ratio	25.50	26.71	26.89
Price/Book Ratio	4.68	4.89	5.30
Geom Avg Mkt Cap \$B	349.94	379.44	435.89
ROE	34.10	34.44	34.20

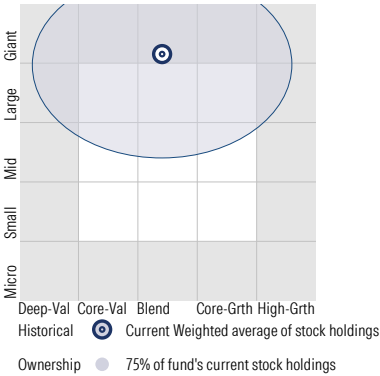
Vanguard 500 Index Admiral VFIAX

Morningstar Category
Large Blend

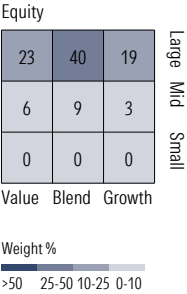
Morningstar Index
S&P 500 TR USD

Style Analysis as of 06-30-2025

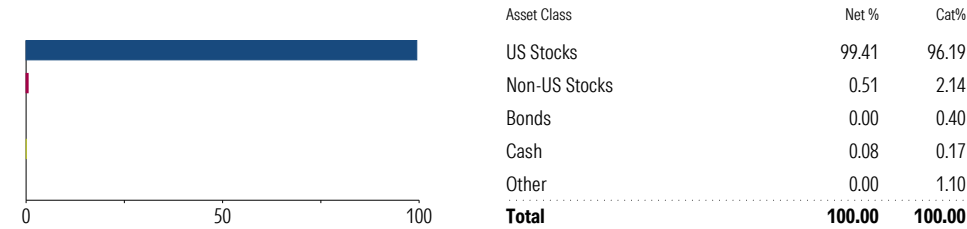
Morningstar Style Box™



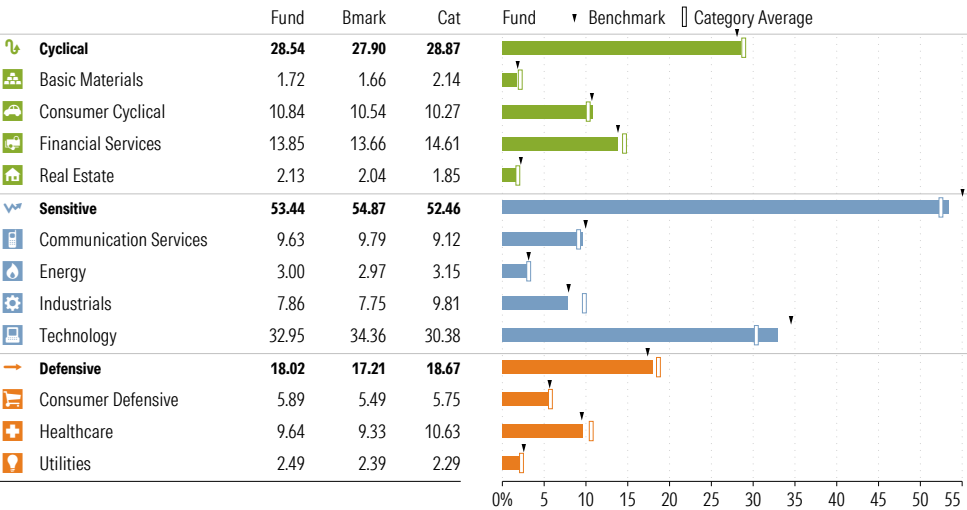
Style Breakdown



Asset Allocation as of 06-30-2025



Sector Weighting as of 06-30-2025



Top 15 Holdings as of 06-30-2025

Name	% Net Asset	Cumulative %	YTD Return %	Morningstar Sector
⊕ Microsoft Corp	6.83	6.83	18.40	Technology
⊕ NVIDIA Corp	6.60	13.42	17.66	Technology
⊕ Apple Inc	6.02	19.44	-17.87	Technology
⊕ Amazon.com Inc	3.86	23.30	0.00	Consumer Cyclical
⊕ Meta Platforms Inc Class A	2.83	26.13	26.24	Communication Svc
⊕ Broadcom Inc	2.26	28.39	19.41	Technology
⊕ Alphabet Inc Class A	2.00	30.39	-6.69	Communication Svc
⊕ Tesla Inc	1.93	32.32	-21.34	Consumer Cyclical
⊕ Berkshire Hathaway Inc Class B	1.84	34.16	7.17	Financial Services
⊕ Alphabet Inc Class C	1.63	35.79	-6.64	Communication Svc
⊕ JPMorgan Chase & Co	1.45	37.24	22.05	Financial Services
⊕ Visa Inc Class A	1.25	38.49	12.72	Financial Services
⊕ Eli Lilly and Co	1.16	39.65	1.36	Healthcare
⊕ Netflix Inc	1.03	40.68	50.24	Communication Svc
⊕ Mastercard Inc Class A	0.95	41.63	7.01	Financial Services

Total Holdings 509

⊕ Increase ⊖ Decrease ✨ New to Portfolio

Vanguard International Value Inv VTRIX

Morningstar Category
Foreign Large Value

Morningstar Index
MSCI EAFE NR USD

Portfolio Manager(s)

Michael Bennett since 05-2010
Michael Fry since 05-2010
Steven Morrow since 08-2012
A. Rama Krishna since 12-2012
Shirley Woo since 10-2020
Arjun Kumar since 10-2020

Quantitative Screens

- Performance: The fund has finished in the Foreign Large Value category's top three quartiles in 7 of the 10 years it's been in existence.
- Management: The fund's management has been in place for 15.1 years.
- Style: The fund has landed in its primary style box — Large Value — 0% of the time over the past three years.
- Net Expense: The fund's expense ratio of 0.36 is 62.11% lower than the Foreign Large Value category average.

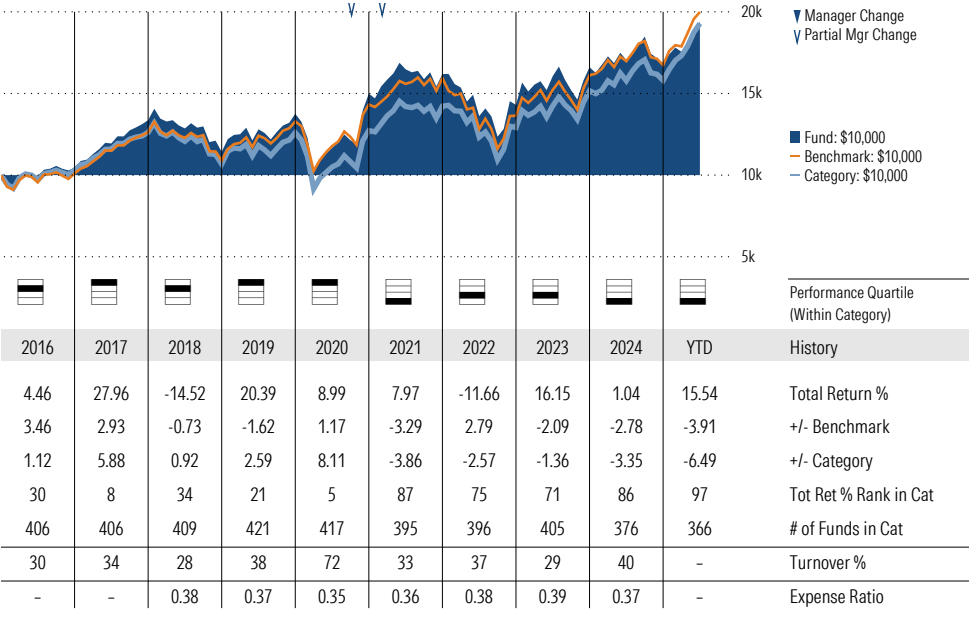
Morningstar Investment Management LLC Analysis

We are placing Vanguard International Value on watch due to a change in subadvisor. Vanguard announced on June 16th that they had replaced Lazard as a subadvisor with Altrinsic Global Investors, effectively immediately, due to performance concerns. Altrinsic, ARGA, and Sprucegrove will each manage 1/3 of the portfolio. We are placing the fund on watch while we monitor the new subadvisor mix.

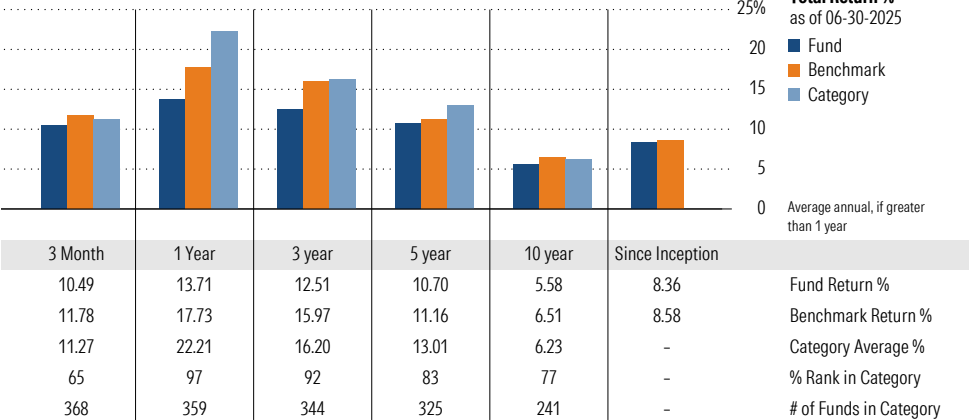
ESG Metrics

Metric	Rating	Updated
Sustainability Rating	3	05-31-2025
Carbon Risk Score	Medium Risk	12-31-2022

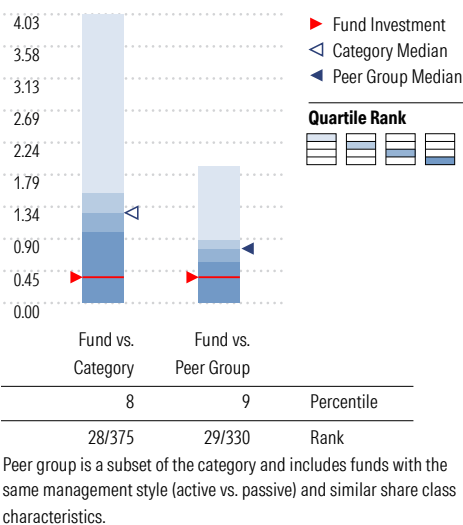
Growth of \$10,000



Trailing Performance



Net Expense



3-Year Risk Metrics

	Fund	Bmark	Cat
Alpha	-3.03	-	0.99
Beta	1.00	-	0.97
R-Squared	92.77	-	88.95
Standard Deviation	16.01	15.37	15.82
Sharpe Ratio	0.52	0.73	0.75
Tracking Error	4.31	-	5.32
Information Ratio	-0.80	-	0.12
Up Capture Ratio	93.77	-	96.77
Down Capture Ratio	107.63	-	91.12

Portfolio Metrics

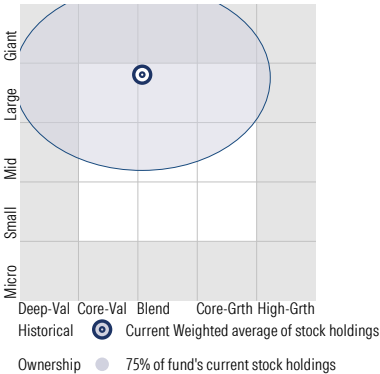
	Fund	Bmark	Cat
Price/Earnings Ratio	14.53	17.19	13.20
Price/Book Ratio	1.57	1.91	1.35
Geom Avg Mkt Cap \$B	30.49	60.31	42.44
ROE	15.96	16.77	13.46

Vanguard International Value Inv VTRIX

Morningstar Category
Foreign Large Value

Morningstar Index
MSCI EAFE NR USD

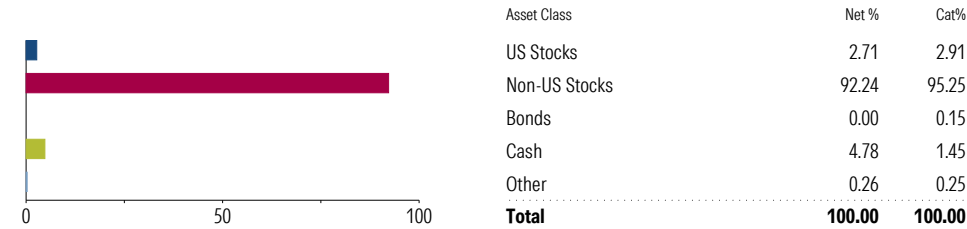
Style Analysis as of 06-30-2025
Morningstar Style Box™



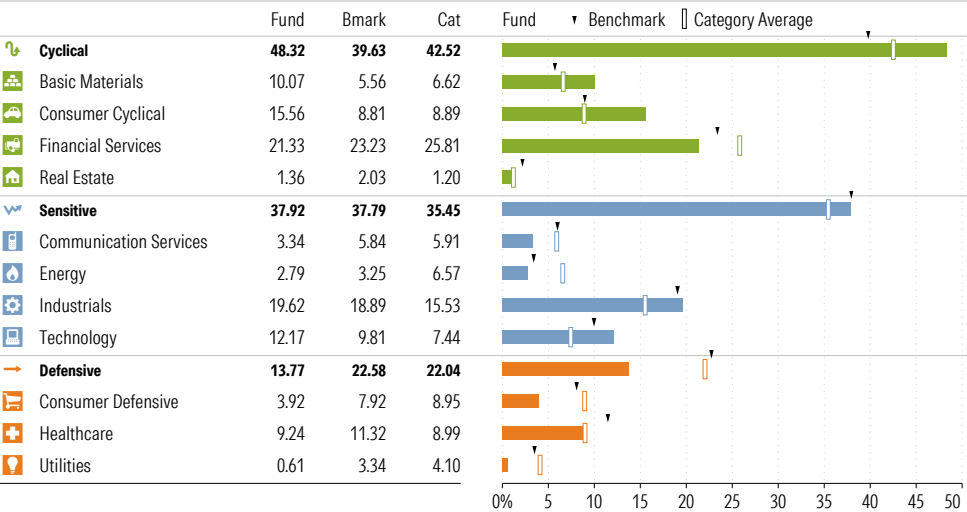
Style Breakdown




Asset Allocation as of 06-30-2025



Sector Weighting as of 06-30-2025



World Regions % Equity 06-30-2025



Top 10 Holdings as of 06-30-2025

Name	% Net Asset	Cumulative %	YTD Return %	Morningstar Sector
⊖ Mktliq 12/31/2049	2.84	2.84	-	-
⊖ Tencent Holdings Ltd	1.87	4.70	-	Communication Svc
⊖ HSBC Holdings PLC	1.73	6.43	-	Financial Services
⊕ Kering SA	1.72	8.16	-	Consumer Cyclical
⊖ Taiwan Semiconductor Manufacturing Co Ltd	1.69	9.84	-	Technology
⊖ Roche Holding AG	1.53	11.37	-	Healthcare
⊕ Slcmt1142	1.51	12.88	-	-
⊖ AIA Group Ltd	1.43	14.31	-	Financial Services
Nidec Corp	1.40	15.71	-	Industrials
STMicroelectronics NV	1.31	17.02	-	Technology

Total Holdings 242

⊕ Increase ⊖ Decrease ✨ New to Portfolio

Vanguard LifeStrategy Cnsrv Gr Inv VSCGX

Morningstar Category
Global Moderately
Conservative Allocation

Morningstar Index
Morningstar Mod Con Tgt Risk TR USD

Portfolio Manager(s)

Walter Nejman since 02-2022
Aur lie Denis since 02-2023
Michael Roach since 02-2023
Roger Aliaga-Diaz since 02-2023

Quantitative Screens

- Performance: The fund has finished in the Global Moderately Conservative Allocation category's top three quartiles in 8 of the 10 years it's been in existence.
- Management: The fund's management has been in place for 3.35 years.
- Style: The fund has landed in its primary style box — Large Blend — 100 % of the time over the past three years.
- Net Expense: The fund's expense ratio of 0.12 is 87.63% lower than the Global Moderately Conservative Allocation category average.

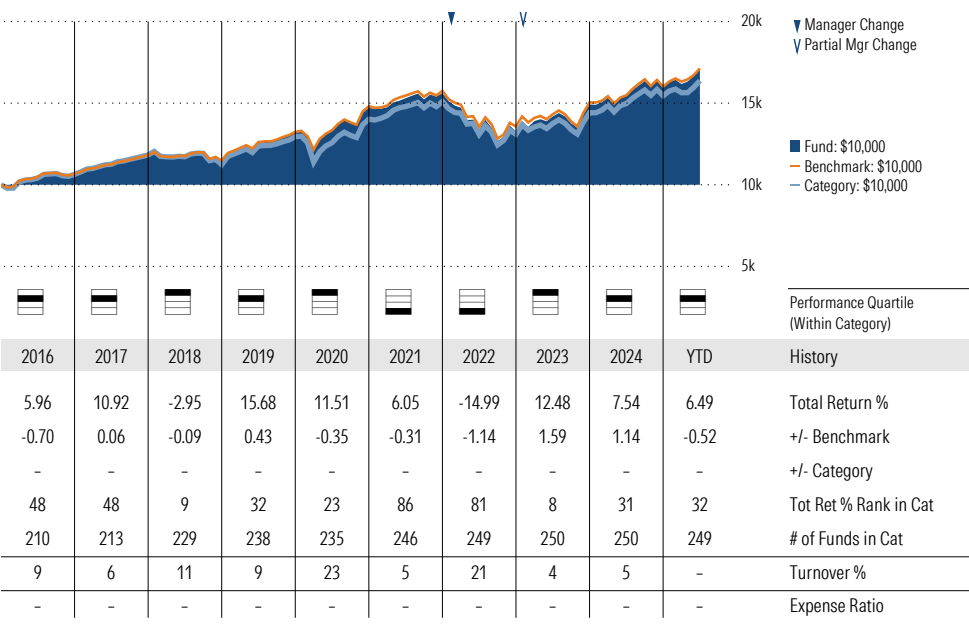
Morningstar Investment Management LLC Analysis

This fund passes all of Morningstar Investment Management's quantitative screens. Morningstar Investment Management has also assessed the fund from a qualitative perspective and, as a fiduciary, is comfortable recommending the fund's use in retirement plans.

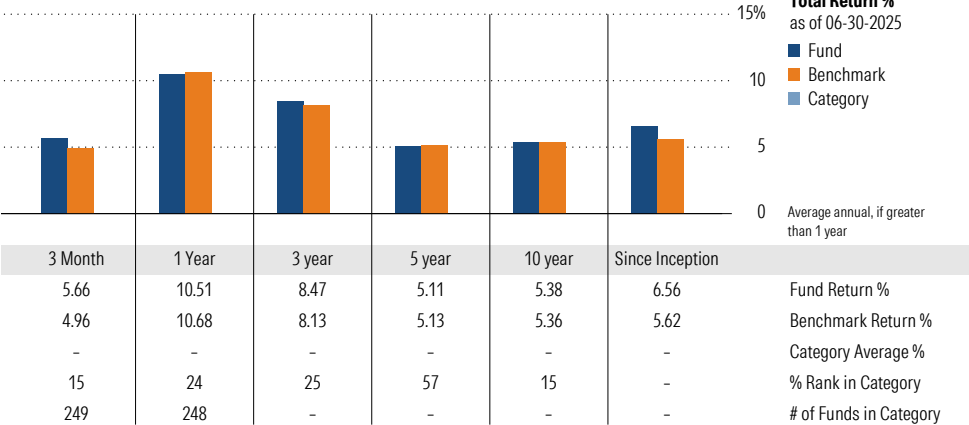
ESG Metrics

Metric	Rating	Updated
Sustainability Rating	3	05-31-2025
ESG Commitment	1-Low	07-19-2023

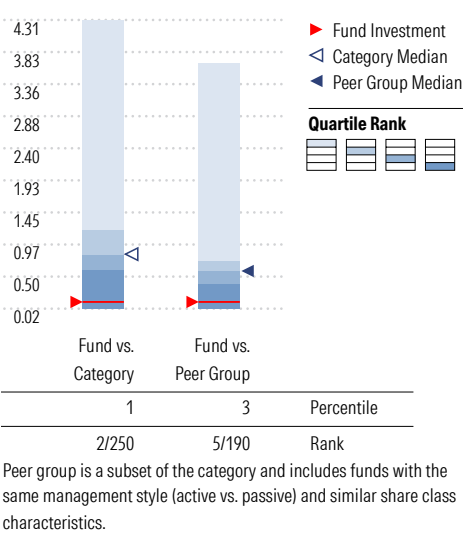
Growth of \$10,000



Trailing Performance



Net Expense



3-Year Risk Metrics

	Fund	Bmark	Cat
Alpha	0.47	-	0.00
Beta	0.98	-	0.94
R-Squared	98.59	-	95.41
Standard Deviation	9.47	9.59	9.27
Sharpe Ratio	0.40	0.37	0.33
Tracking Error	1.14	-	2.05
Information Ratio	0.30	-	-0.24
Up Capture Ratio	100.59	-	94.71
Down Capture Ratio	97.99	-	95.32

Portfolio Metrics

	Fund	Bmark	Cat
Price/Earnings Ratio	20.06	20.79	21.36
Price/Book Ratio	2.63	2.67	2.76
Avg Eff Duration	6.17	-	4.83

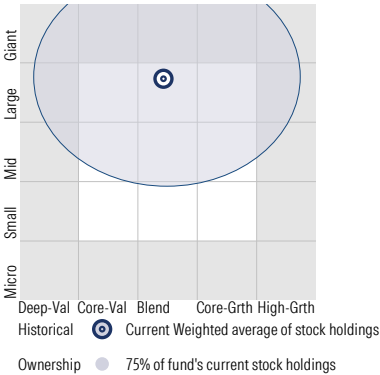
Vanguard LifeStrategy Cnsrv Gr Inv VSCGX

Morningstar Category
Global Moderately
Conservative Allocation

Morningstar Index
Morningstar Mod Con Tgt Risk TR USD

Style Analysis as of 06-30-2025

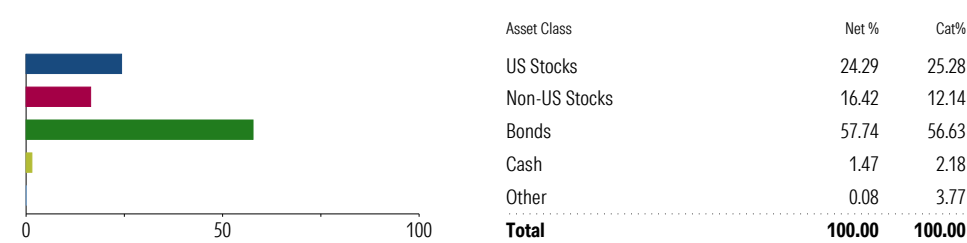
Morningstar Style Box™



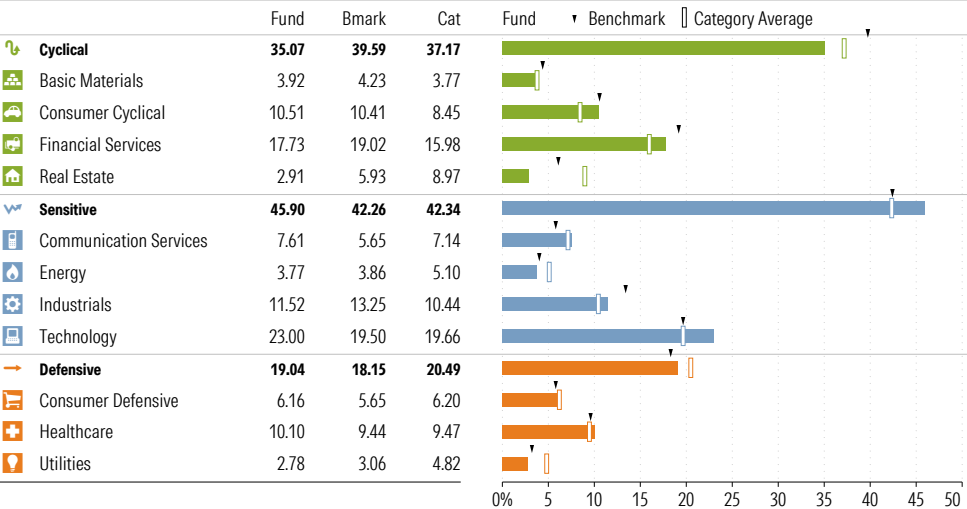
Style Breakdown



Asset Allocation as of 06-30-2025



Sector Weighting as of 06-30-2025



Top 6 Holdings as of 06-30-2025

Name	Maturity Date	% Net Asset	Cumulative %	YTD Return %	Morningstar Sector
⊕ Vanguard Total Bond Market II Idx Inv	-	40.36	40.36	-	-
⊖ Vanguard Total Stock Mkt Idx Inv	-	24.47	64.83	-	-
⊖ Vanguard Total Intl Bd II Idx Investor	-	17.73	82.56	-	-
⊖ Vanguard Total Intl Stock Index Inv	-	16.79	99.35	-	-
⊕ Mktliq 12/31/2049	-	0.65	100.00	-	-
⊕ Us Dollar	-	0.00	100.00	-	-

Total Holdings 6

⊕ Increase ⊖ Decrease ✱ New to Portfolio

Vanguard LifeStrategy Growth Inv VASGX

Morningstar Category
Global Moderately
Aggressive Allocation

Morningstar Index
Morningstar Mod Agg Tgt Risk TR USD

Portfolio Manager(s)

Walter Nejman since 02-2022
Aur lie Denis since 02-2023
Michael Roach since 02-2023
Roger Aliaga-Diaz since 02-2023

Quantitative Screens

- Performance: The fund has finished in the Global Moderately Aggressive Allocation category's top three quartiles in 10 of the 10 years it's been in existence.
- Management: The fund's management has been in place for 3.35 years.
- Style: The fund has landed in its primary style box — Large Blend — 100 % of the time over the past three years.
- Net Expense: The fund's expense ratio of 0.14 is 85.71% lower than the Global Moderately Aggressive Allocation category average.

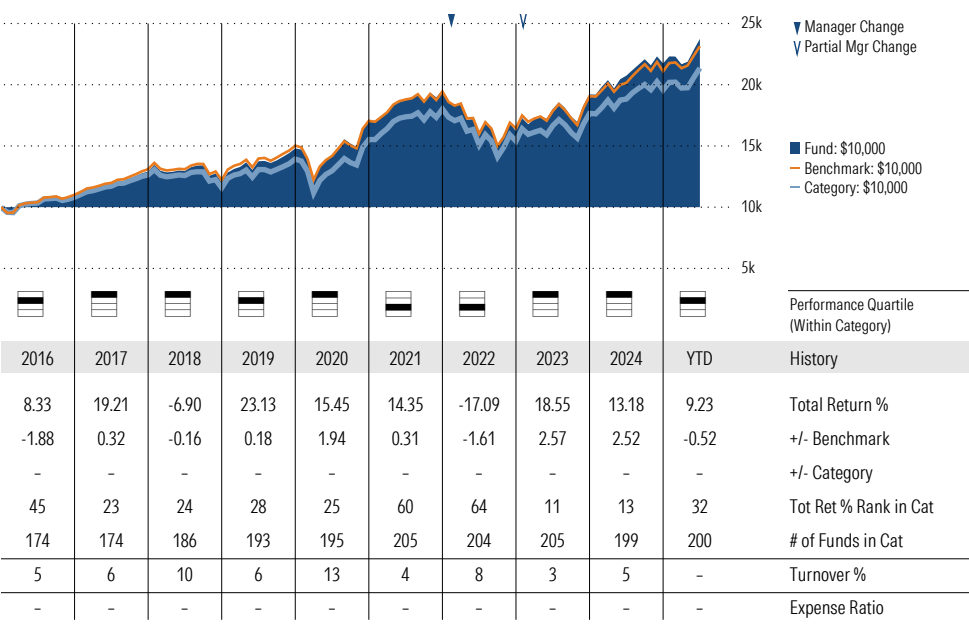
Morningstar Investment Management LLC Analysis

This fund passes all of Morningstar Investment Management's quantitative screens. Morningstar Investment Management has also assessed the fund from a qualitative perspective and, as a fiduciary, is comfortable recommending the fund's use in retirement plans.

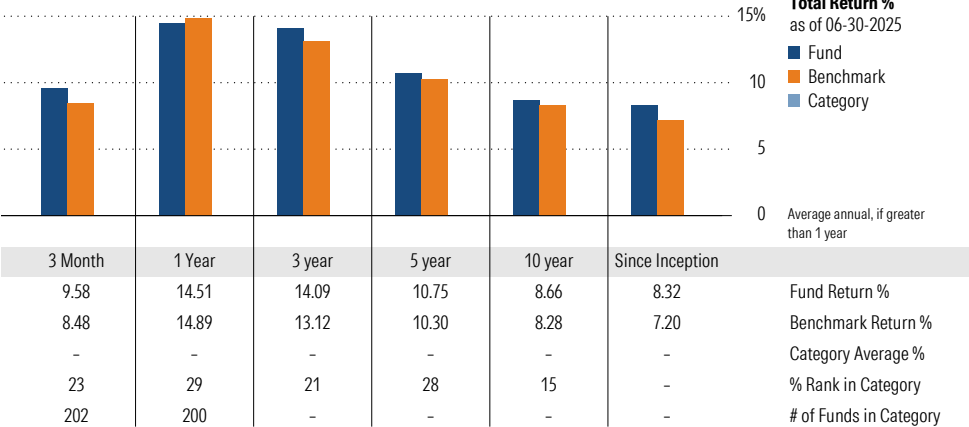
ESG Metrics

Metric	Rating	Updated
Sustainability Rating	3	05-31-2025
ESG Commitment	1-Low	07-19-2023
Carbon Risk Score	Low Risk	12-31-2022

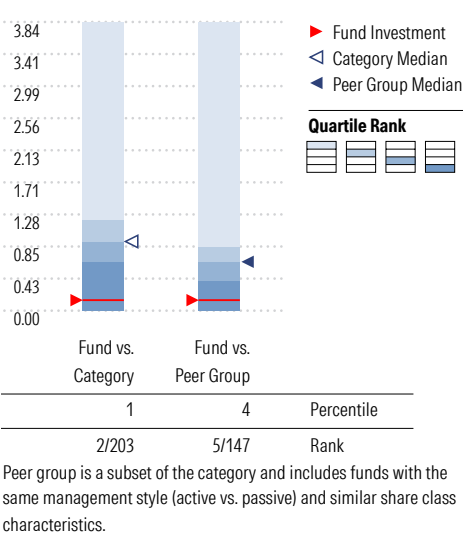
Growth of \$10,000



Trailing Performance



Net Expense



3-Year Risk Metrics

	Fund	Bmark	Cat
Alpha	0.96	-	-0.15
Beta	0.99	-	0.96
R-Squared	98.22	-	93.26
Standard Deviation	13.15	13.12	13.00
Sharpe Ratio	0.71	0.64	0.60
Tracking Error	1.75	-	3.21
Information Ratio	0.56	-	-0.25
Up Capture Ratio	102.33	-	95.48
Down Capture Ratio	98.16	-	96.84

Portfolio Metrics

	Fund	Bmark	Cat
Price/Earnings Ratio	20.06	20.11	21.22
Price/Book Ratio	2.63	2.50	2.79
Avg Eff Duration	6.18	-	-

Vanguard LifeStrategy Growth Inv VASGX

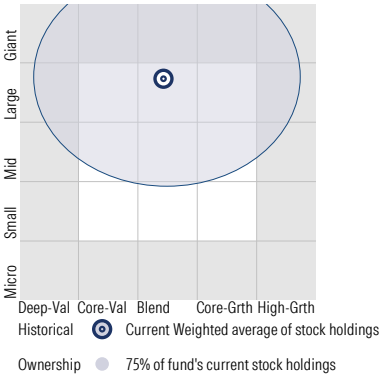
Morningstar Category
Global Moderately

Morningstar Index
Morningstar Mod Agg Tgt Risk TR USD

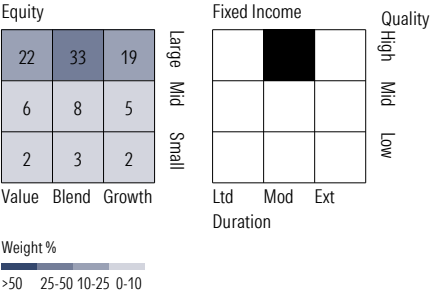
Aggressive Allocation

Style Analysis as of 06-30-2025

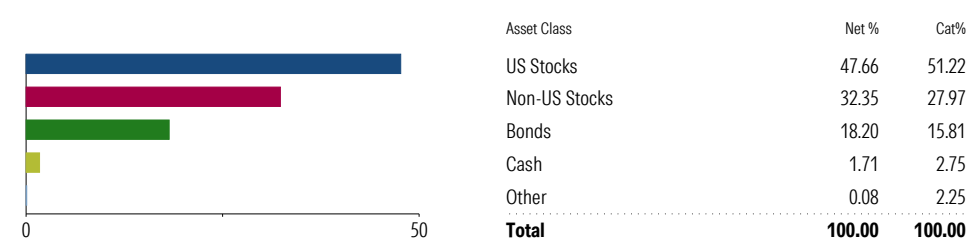
Morningstar Style Box™



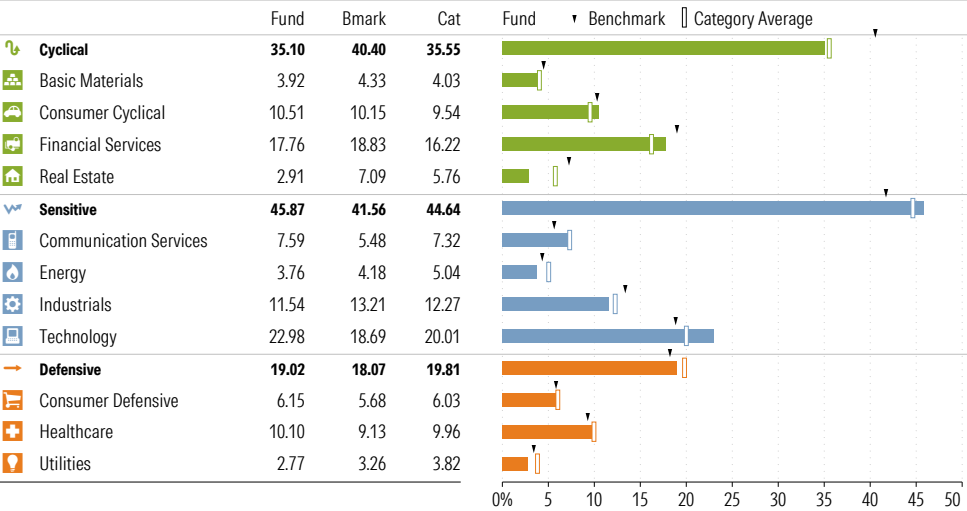
Style Breakdown



Asset Allocation as of 06-30-2025



Sector Weighting as of 06-30-2025



Top 6 Holdings as of 06-30-2025

Name	Maturity Date	% Net Asset	Cumulative %	YTD Return %	Morningstar Sector
⊕ Vanguard Total Stock Mkt Idx Inv	-	48.00	48.00	-	-
⊖ Vanguard Total Intl Stock Index Inv	-	33.08	81.09	-	-
⊖ Vanguard Total Bond Market II Idx Inv	-	12.51	93.60	-	-
⊖ Vanguard Total Intl Bd II Idx Investor	-	5.81	99.41	-	-
⊕ Mktliq 12/31/2049	-	0.60	100.00	-	-
⊕ Us Dollar	-	0.00	100.01	-	-

Total Holdings 6

⊕ Increase ⊖ Decrease ✱ New to Portfolio

Vanguard LifeStrategy Income Inv VASIX

Morningstar Category
Global Conservative
Allocation

Morningstar Index
Morningstar Con Tgt Risk TR USD

Portfolio Manager(s)
Walter Nejman since 02-2022
Aur lie Denis since 02-2023
Michael Roach since 02-2023
Roger Aliaga-Diaz since 02-2023

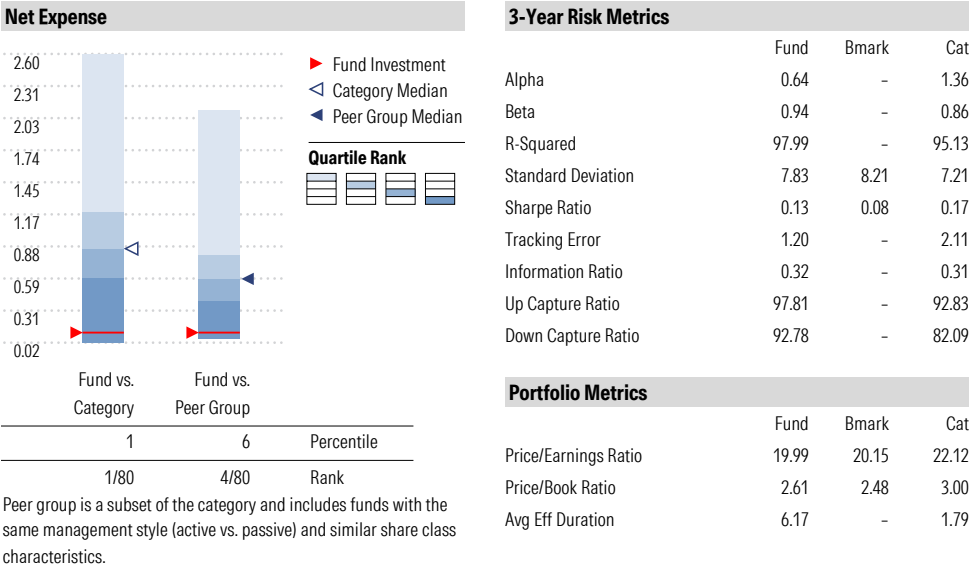
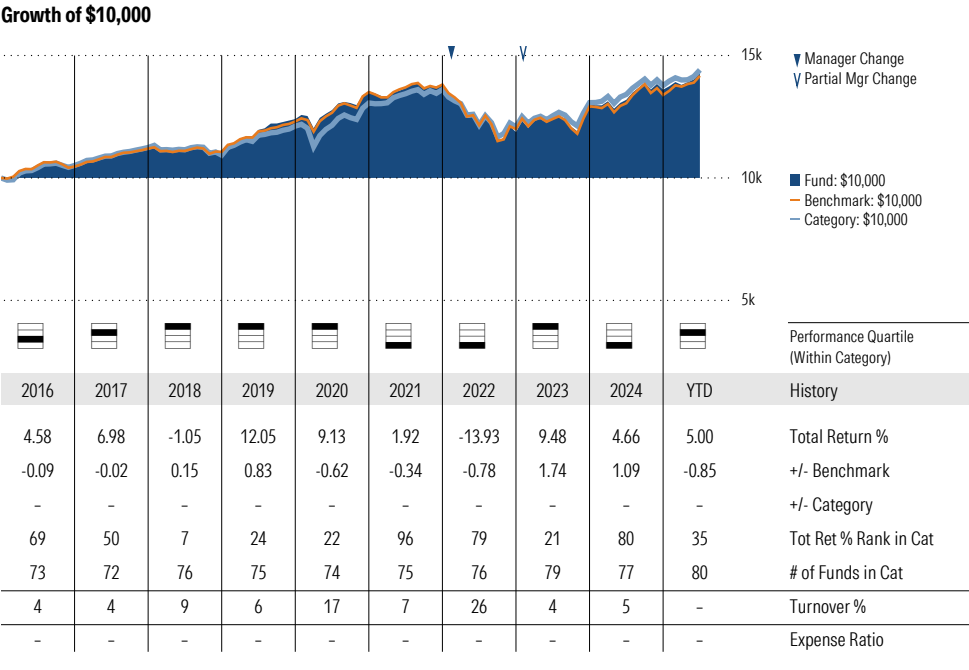
- Quantitative Screens**
- Performance: The fund has finished in the Global Conservative Allocation category's top three quartiles in 7 of the 10 years it's been in existence.
 - Management: The fund's management has been in place for 3.35 years.
 - Style: The fund has landed in its primary style box — Large Blend — 100 % of the time over the past three years.
 - Net Expense: The fund's expense ratio of 0.11 is 89% lower than the Global Conservative Allocation category average.

Morningstar Investment Management LLC Analysis

This fund passes all of Morningstar Investment Management's quantitative screens. Morningstar Investment Management has also assessed the fund from a qualitative perspective and, as a fiduciary, is comfortable recommending the fund's use in retirement plans.

ESG Metrics

Metric	Rating	Updated
Sustainability Rating	4	05-31-2025
ESG Commitment	1-Low	07-19-2023



Vanguard LifeStrategy Income Inv VASIX

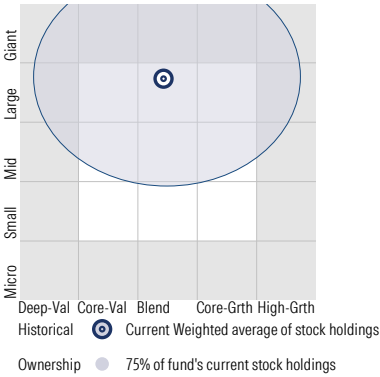
Morningstar Category
Global Conservative

Morningstar Index
Morningstar Con Tgt Risk TR USD

Allocation

Style Analysis as of 06-30-2025

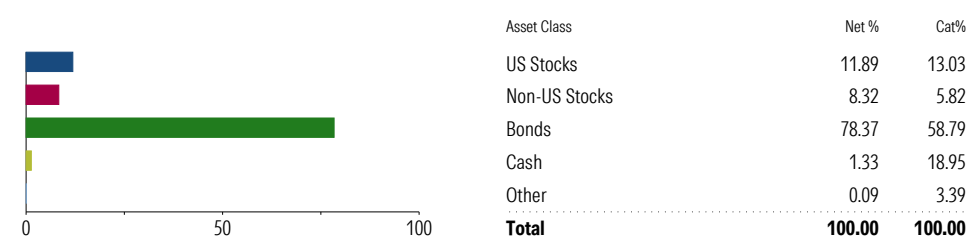
Morningstar Style Box™



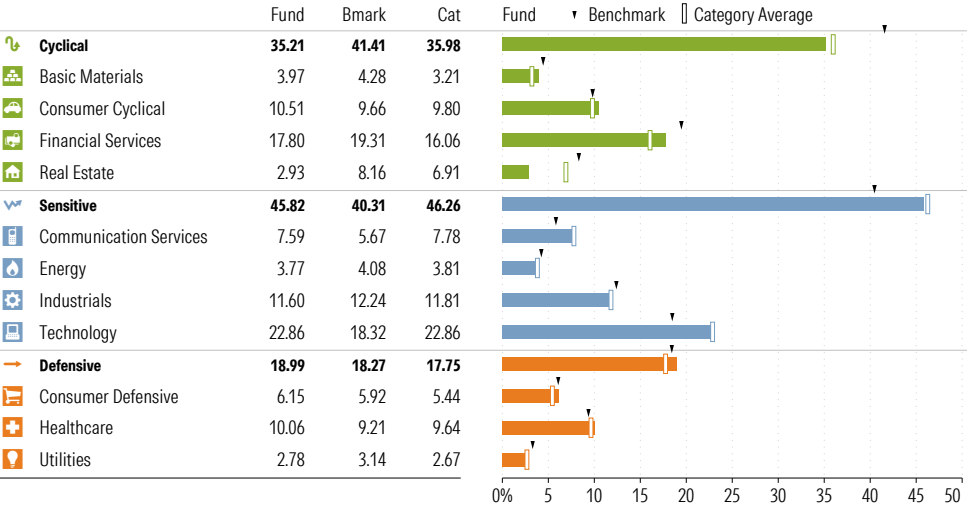
Style Breakdown



Asset Allocation as of 06-30-2025



Sector Weighting as of 06-30-2025



Top 6 Holdings as of 06-30-2025

Name	Maturity Date	% Net Asset	Cumulative %	YTD Return %	Morningstar Sector
⊖ Vanguard Total Bond Market II Idx Inv	-	55.07	55.07	-	-
⊖ Vanguard Total Intl Bd II Idx Investor	-	23.79	78.85	-	-
⊖ Vanguard Total Stock Mkt Idx Inv	-	11.97	90.83	-	-
⊖ Vanguard Total Intl Stock Index Inv	-	8.51	99.33	-	-
⊕ Mktliq 12/31/2049	-	0.64	99.97	-	-
⊕ Us Dollar	-	0.03	100.00	-	-

Total Holdings 6

⊕ Increase ⊖ Decrease ✱ New to Portfolio

Vanguard LifeStrategy Mod Gr Inv Shrs VSMGX

Morningstar Category
Global Moderate Allocation

Morningstar Index
Morningstar Mod Tgt Risk TR USD

Portfolio Manager(s)

Walter Nejman since 02-2022
Aur lie Denis since 02-2023
Michael Roach since 02-2023
Roger Aliaga-Diaz since 02-2023

Quantitative Screens

- Performance: The fund has finished in the Global Moderate Allocation category's top three quartiles in 10 of the 10 years it's been in existence.
- Management: The fund's management has been in place for 3.35 years.
- Style: The fund has landed in its primary style box — Large Blend — 100 % of the time over the past three years.
- Net Expense: The fund's expense ratio of 0.13 is 87% lower than the Global Moderate Allocation category average.

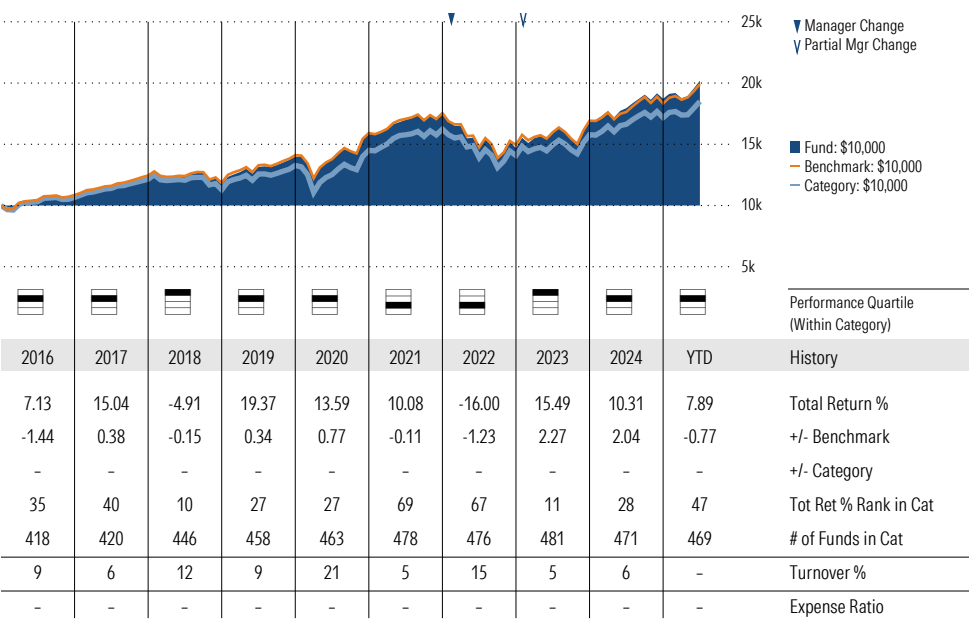
Morningstar Investment Management LLC Analysis

Although this fund technically fails the manager tenure screen due to changes in how the portfolio management team is listed, in fact the same team that oversees the strategy remains in place.

ESG Metrics

Metric	Rating	Updated
Sustainability Rating	3	05-31-2025
ESG Commitment	1-Low	07-19-2023
Carbon Risk Score	Low Risk	12-31-2022

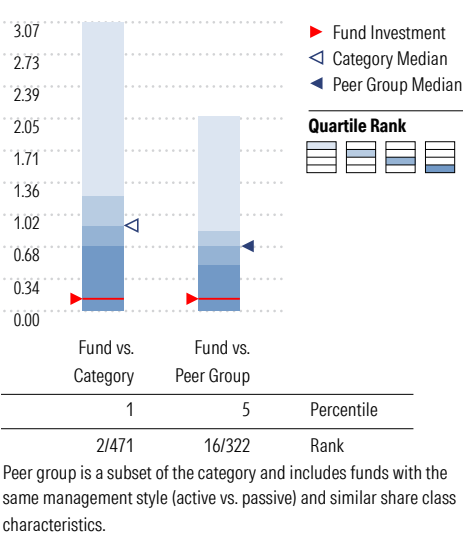
Growth of \$10,000



Trailing Performance



Net Expense



3-Year Risk Metrics

	Fund	Bmark	Cat
Alpha	0.92	-	0.16
Beta	0.98	-	0.94
R-Squared	98.29	-	93.16
Standard Deviation	11.27	11.45	11.19
Sharpe Ratio	0.58	0.52	0.49
Tracking Error	1.50	-	2.87
Information Ratio	0.50	-	-0.12
Up Capture Ratio	101.05	-	95.62
Down Capture Ratio	96.47	-	95.59

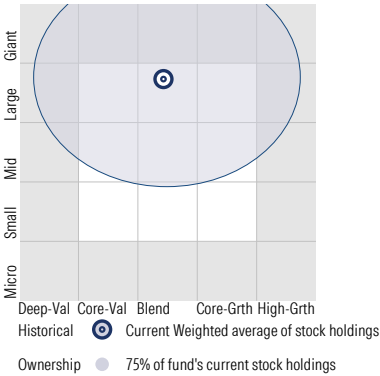
Portfolio Metrics

	Fund	Bmark	Cat
Price/Earnings Ratio	20.07	20.19	20.72
Price/Book Ratio	2.63	2.52	2.67
Avg Eff Duration	6.17	-	5.04

Vanguard LifeStrategy Mod Gr Inv Shrs VSMGX

Morningstar Category Global Moderate Allocation
Morningstar Index Morningstar Mod Tgt Risk TR USD

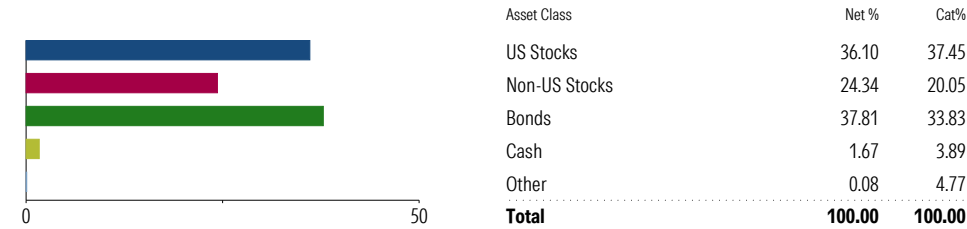
Style Analysis as of 06-30-2025
Morningstar Style Box™



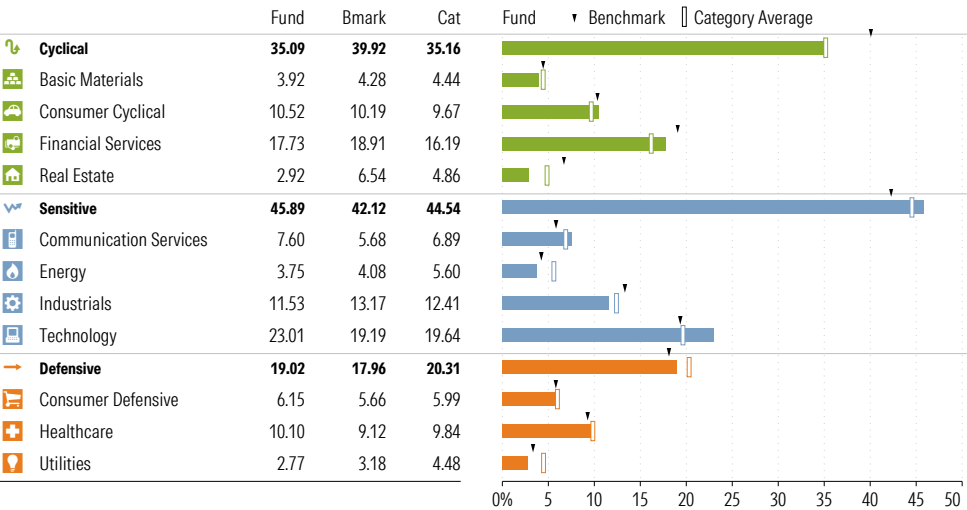
Style Breakdown



Asset Allocation as of 06-30-2025



Sector Weighting as of 06-30-2025



Top 6 Holdings as of 06-30-2025

Name	Maturity Date	% Net Asset	Cumulative %	YTD Return %	Morningstar Sector
⊖ Vanguard Total Stock Mkt Idx Inv	-	36.36	36.36	-	-
⊕ Vanguard Total Bond Market II Idx Inv	-	26.36	62.72	-	-
⊖ Vanguard Total Intl Stock Index Inv	-	24.89	87.61	-	-
⊖ Vanguard Total Intl Bd II Idx Investor	-	11.69	99.30	-	-
⊕ Mktliq 12/31/2049	-	0.67	99.97	-	-
⊕ Us Dollar	-	0.03	100.00	-	-

Total Holdings 6

⊕ Increase ⊖ Decrease ✱ New to Portfolio

Vanguard Mid-Cap Growth Index Admiral VMGMX

Morningstar Category
Mid-Cap Growth

Morningstar Index
Russell Mid Cap Growth TR USD

Portfolio Manager(s)

Aaron Choi since 08-2023
Kenny Narzikul since 02-2025

Quantitative Screens

- ✔ Performance: The fund has finished in the Mid-Cap Growth category's top three quartiles in 10 of the 10 years it's been in existence.
- ✗ Management: The fund's management team has been in place for less than three years.
- ✔ Style: The fund has landed in its primary style box — Mid-Cap Growth — 100 % of the time over the past three years.
- ✔ Net Expense: The fund's expense ratio of 0.07 is 93.27% lower than the Mid-Cap Growth category average.

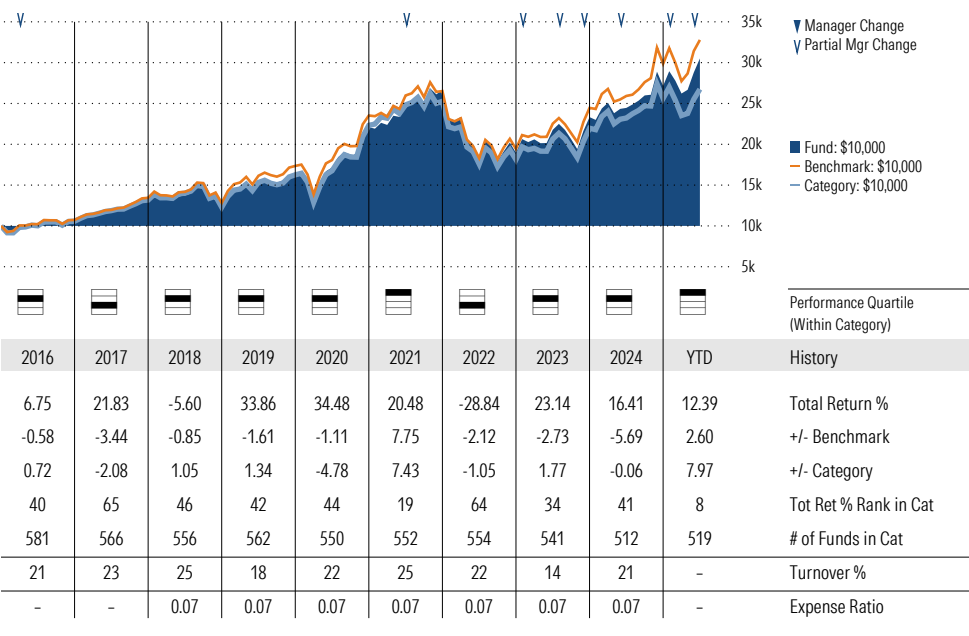
Morningstar Investment Management LLC Analysis

This fund fails the manager tenure screen. Although the managers on this fund are relatively recent additions, they are experienced at Vanguard, and the team-managed, well-established process of running index funds at Vanguard means that such changes are not concerning.

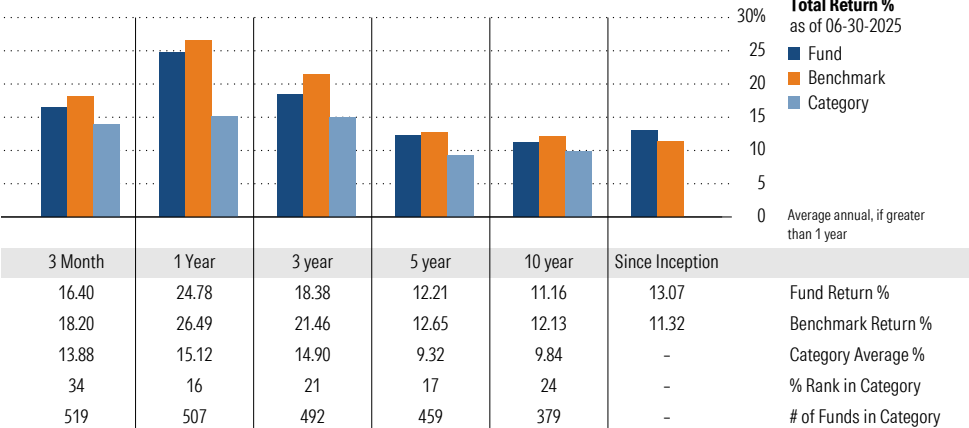
ESG Metrics

Metric	Rating	Updated
Sustainability Rating	4	05-31-2025
Carbon Risk Score	Medium Risk	12-31-2022
ESG Commitment	1-Low	02-15-2022

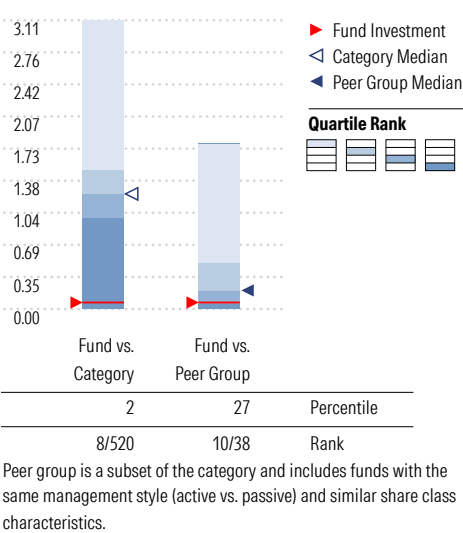
Growth of \$10,000



Trailing Performance



Net Expense



3-Year Risk Metrics

	Fund	Bmark	Cat
Alpha	-1.60	-	-4.54
Beta	0.95	-	0.96
R-Squared	97.22	-	89.98
Standard Deviation	19.85	20.68	21.24
Sharpe Ratio	0.71	0.81	0.54
Tracking Error	3.49	-	6.77
Information Ratio	-0.88	-	-1.26
Up Capture Ratio	94.34	-	90.17
Down Capture Ratio	101.82	-	107.59

Portfolio Metrics

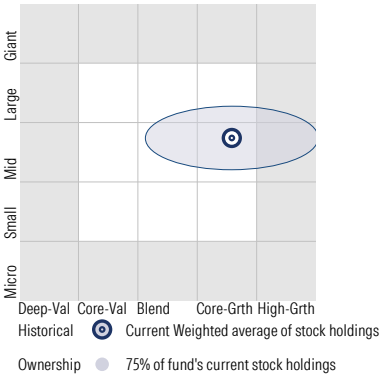
	Fund	Bmark	Cat
Price/Earnings Ratio	32.05	32.89	31.91
Price/Book Ratio	5.77	10.18	6.17
Geom Avg Mkt Cap \$B	41.59	29.78	26.12
ROE	24.56	31.00	21.44

Vanguard Mid-Cap Growth Index Admiral VMGMX


Morningstar Category
Mid-Cap Growth

Morningstar Index
Russell Mid Cap Growth TR USD

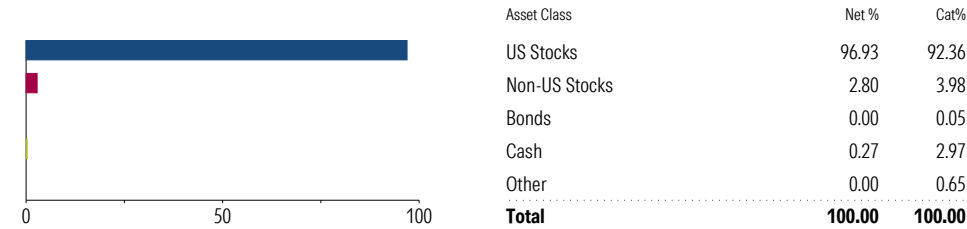
Style Analysis as of 06-30-2025
Morningstar Style Box™



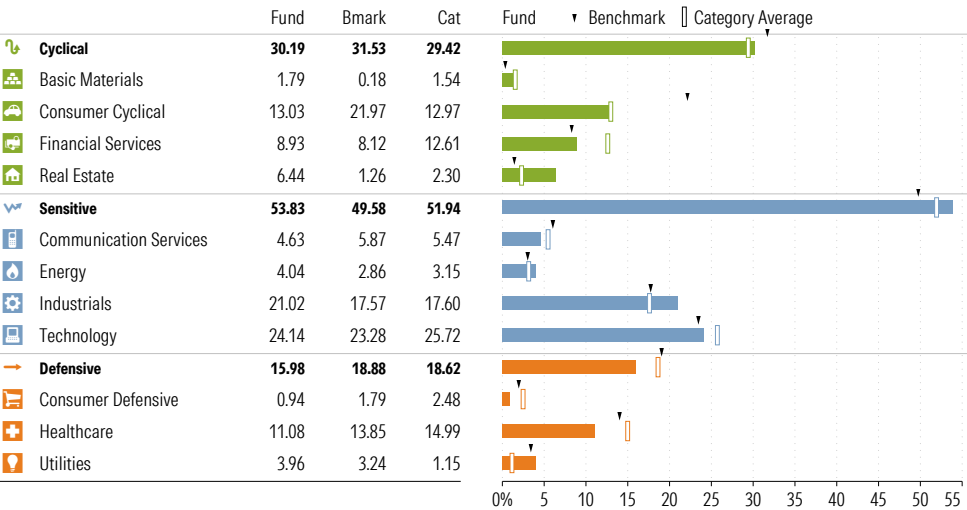
Style Breakdown



Asset Allocation as of 06-30-2025



Sector Weighting as of 06-30-2025



Top 15 Holdings as of 06-30-2025

Name	% Net Asset	Cumulative %	YTD Return %	Morningstar Sector
⊕ Amphenol Corp Class A	2.85	2.85	42.66	Technology
⊕ Constellation Energy Corp	2.52	5.37	-	Utilities
⊕ TransDigm Group Inc	2.05	7.42	19.99	Industrials
⊕ Motorola Solutions Inc	1.81	9.23	-8.57	Technology
⊕ Howmet Aerospace Inc	1.80	11.03	70.37	Industrials
⊕ DoorDash Inc Ordinary Shares - Class A	1.78	12.82	46.95	Consumer Cyclical
⊕ Royal Caribbean Group	1.63	14.45	36.39	Consumer Cyclical
⊕ Vistra Corp	1.43	15.88	40.90	Utilities
⊕ Axon Enterprise Inc	1.42	17.30	39.31	Industrials
⊕ Roblox Corp Ordinary Shares - Class A	1.34	18.64	81.82	Communication Svc
⊕ Waste Connections Inc	1.33	19.97	9.19	Industrials
⊕ Robinhood Markets Inc Class A	1.33	21.30	-	Financial Services
⊕ Quanta Services Inc	1.33	22.63	19.69	Industrials
⊕ Realty Income Corp	1.32	23.95	10.86	Real Estate
⊕ Welltower Inc	1.29	25.24	23.04	Real Estate

Total Holdings 136

⊕ Increase ⊖ Decrease ✨ New to Portfolio

Vanguard Mid-Cap Value Index Admiral VMVAX

Morningstar Category
Mid-Cap Value

Morningstar Index
Russell Mid Cap Value TR USD

Portfolio Manager(s)

Aaron Choi since 08-2023
Kenny Narzikul since 02-2025

Quantitative Screens

- Performance: The fund has finished in the Mid-Cap Value category's top three quartiles in 9 of the 10 years it's been in existence.
- Management: The fund's management team has been in place for less than three years.
- Style: The fund has landed in its primary style box — Mid-Cap Value — 100 % of the time over the past three years.
- Net Expense: The fund's expense ratio of 0.07 is 92.63% lower than the Mid-Cap Value category average.

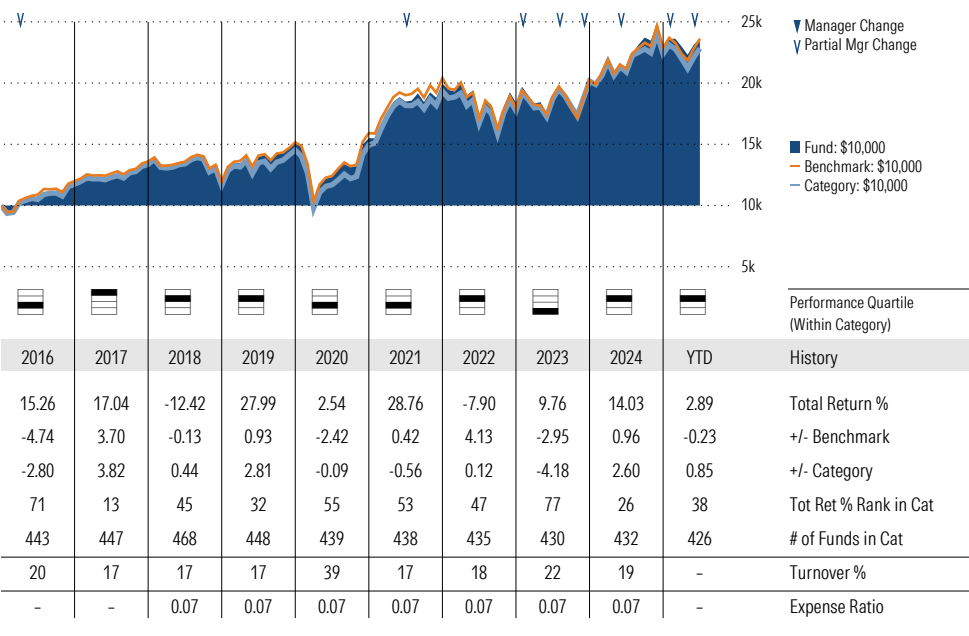
Morningstar Investment Management LLC Analysis

This fund fails the manager tenure screen. Although the managers on this fund are relatively recent additions, they are experienced at Vanguard, and the team-managed, well-established process of running index funds at Vanguard means that such changes are not concerning.

ESG Metrics

Metric	Rating	Updated
Sustainability Rating	4	05-31-2025
Carbon Risk Score	Medium Risk	12-31-2022
ESG Commitment	1-Low	02-15-2022

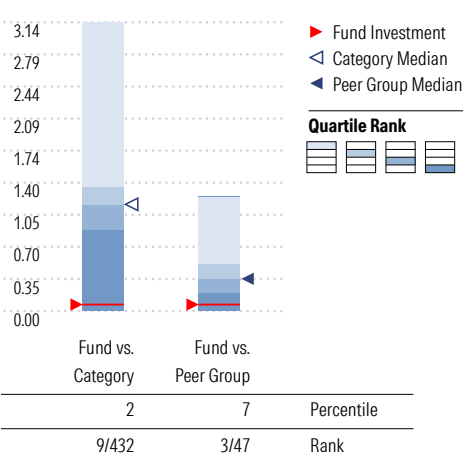
Growth of \$10,000



Trailing Performance



Net Expense



Peer group is a subset of the category and includes funds with the same management style (active vs. passive) and similar share class characteristics.

3-Year Risk Metrics

	Fund	Bmark	Cat
Alpha	0.15	-	0.10
Beta	0.94	-	0.96
R-Squared	98.09	-	93.80
Standard Deviation	17.82	18.71	18.62
Sharpe Ratio	0.40	0.41	0.39
Tracking Error	2.68	-	4.78
Information Ratio	-0.17	-	-0.12
Up Capture Ratio	94.42	-	96.12
Down Capture Ratio	93.89	-	95.99

Portfolio Metrics

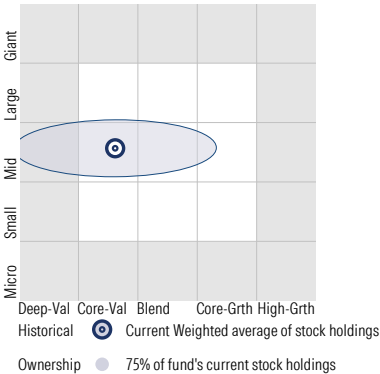
	Fund	Bmark	Cat
Price/Earnings Ratio	18.44	19.96	17.69
Price/Book Ratio	2.22	2.29	1.90
Geom Avg Mkt Cap \$B	32.15	20.32	19.95
ROE	17.07	14.22	14.57

Vanguard Mid-Cap Value Index Admiral VMVAX


Morningstar Category
Mid-Cap Value

Morningstar Index
Russell Mid Cap Value TR USD

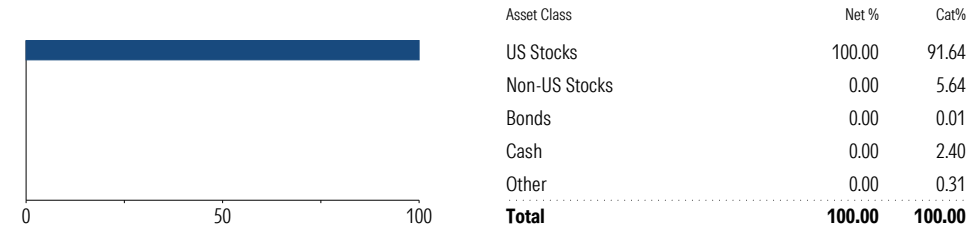
Style Analysis as of 06-30-2025
Morningstar Style Box™



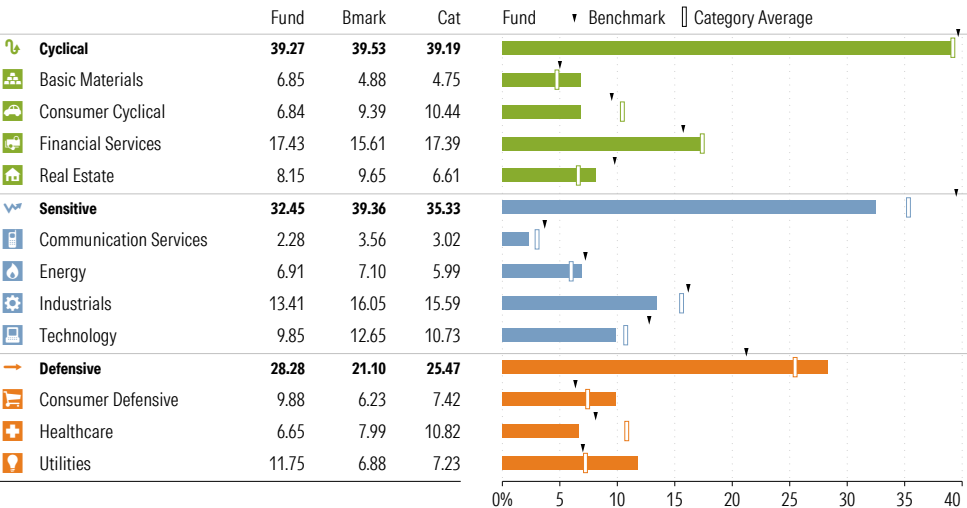
Style Breakdown



Asset Allocation as of 06-30-2025



Sector Weighting as of 06-30-2025



Top 15 Holdings as of 06-30-2025

Name	% Net Asset	Cumulative %	YTD Return %	Morningstar Sector
⊕ Arthur J. Gallagher & Co	1.92	1.92	13.24	Financial Services
⊕ CRH PLC	1.34	3.26	0.02	Basic Materials
⊕ Newmont Corp	1.29	4.55	57.87	Basic Materials
⊕ Carrier Global Corp Ordinary Shares	1.27	5.82	7.55	Industrials
⊕ Digital Realty Trust Inc	1.25	7.07	-0.32	Real Estate
⊕ Allstate Corp	1.21	8.28	5.46	Financial Services
⊕ Cencora Inc	1.10	9.38	33.95	Healthcare
⊕ ONEOK Inc	1.10	10.47	-16.64	Energy
⊕ Cheniere Energy Inc	1.09	11.56	13.80	Energy
⊕ PACCAR Inc	1.07	12.63	-7.98	Industrials
⊕ Corteva Inc	1.06	13.70	31.44	Basic Materials
⊕ Ameriprise Financial Inc	1.06	14.76	0.82	Financial Services
⊕ TE Connectivity PLC Registered Shares	1.04	15.80	18.93	Technology
⊕ United Rentals Inc	1.00	16.80	7.46	Industrials
⊕ L3Harris Technologies Inc	1.00	17.80	20.43	Industrials

Total Holdings 188

⊕ Increase ⊖ Decrease ✨ New to Portfolio

Vanguard Real Estate Index Admiral VGSLX

Morningstar Category
Real Estate

Morningstar Index
S&P United States REIT TR USD

Portfolio Manager(s)

Gerard O'Reilly since 05-1996
Chris Nieves since 02-2025
Jena Stenger since 02-2025

Quantitative Screens

- Performance: The fund has finished in the Real Estate category's top three quartiles in 10 of the 10 years it's been in existence.
- Management: The fund's management has been in place for 29.15 years.
- Style: The fund has landed in its primary style box — Mid-Cap Blend — 91.43 % of the time over the past three years.
- Net Expense: The fund's expense ratio of 0.13 is 88.39% lower than the Real Estate category average.

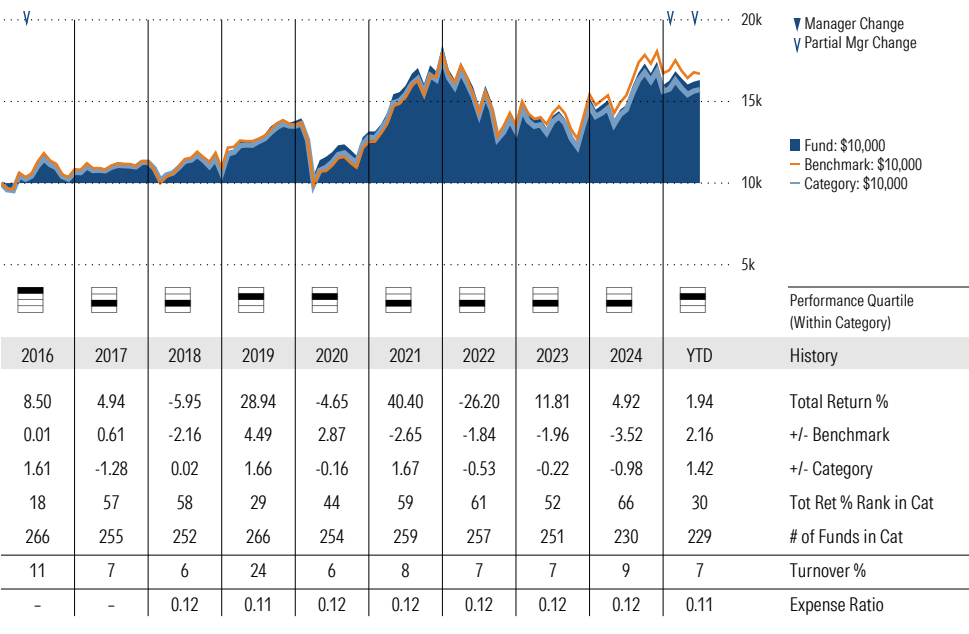
Morningstar Investment Management LLC Analysis

This fund passes all of Morningstar Investment Management's quantitative screens. Morningstar Investment Management has also assessed the fund from a qualitative perspective and, as a fiduciary, is comfortable recommending the fund's use in retirement plans.

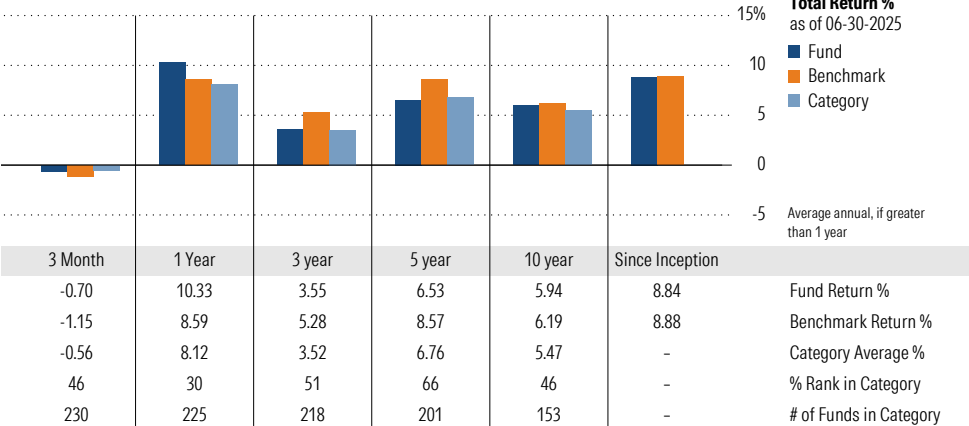
ESG Metrics

Metric	Rating	Updated
Sustainability Rating	2	05-31-2025
Carbon Risk Score	Low Risk	12-31-2022
ESG Commitment	1-Low	02-15-2022

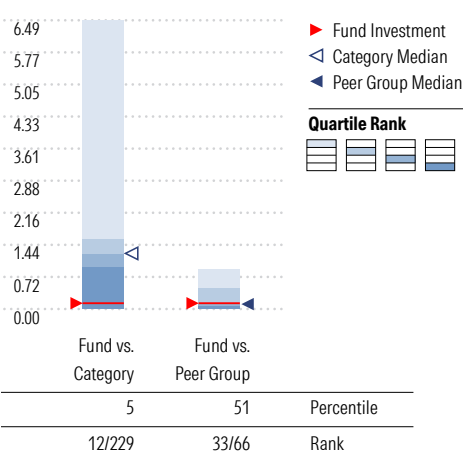
Growth of \$10,000



Trailing Performance



Net Expense



Peer group is a subset of the category and includes funds with the same management style (active vs. passive) and similar share class characteristics.

3-Year Risk Metrics

	Fund	Bmark	Cat
Alpha	-1.72	-	-1.55
Beta	1.03	-	0.97
R-Squared	98.39	-	94.40
Standard Deviation	20.28	19.53	19.40
Sharpe Ratio	0.03	0.11	-0.01
Tracking Error	2.64	-	4.03
Information Ratio	-0.66	-	-0.51
Up Capture Ratio	98.14	-	92.49
Down Capture Ratio	104.05	-	97.96

Portfolio Metrics

	Fund	Bmark	Cat
Price/Earnings Ratio	32.95	38.46	33.65
Price/Book Ratio	2.33	2.42	2.65
Geom Avg Mkt Cap \$B	26.63	9.35	35.74
ROE	12.70	9.56	14.21

Vanguard Real Estate Index Admiral VGSLX

Morningstar Category
Real Estate

Morningstar Index
S&P United States REIT TR USD

Style Analysis as of 06-30-2025

Morningstar Style Box™



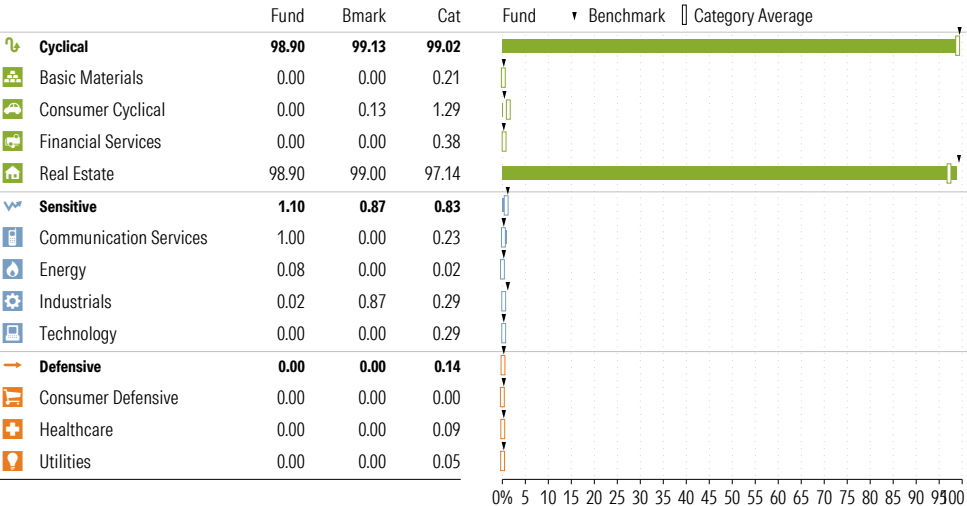
Style Breakdown



Asset Allocation as of 06-30-2025



Sector Weighting as of 06-30-2025



Top 15 Holdings as of 06-30-2025

Name	% Net Asset	Cumulative %	YTD Return %	Morningstar Sector
Vanguard Real Estate II Index	14.34	14.34	-	-
⊖ Prologis Inc	5.86	20.20	1.36	Real Estate
⊖ American Tower Corp	5.85	26.06	22.36	Real Estate
⊕ Welltower Inc	5.71	31.76	23.04	Real Estate
⊕ Equinix Inc	5.06	36.83	-14.64	Real Estate
⊕ Digital Realty Trust Inc	3.36	40.19	-0.32	Real Estate
⊖ Simon Property Group Inc	3.10	43.29	-4.21	Real Estate
⊕ Realty Income Corp	2.94	46.23	10.86	Real Estate
⊖ Public Storage	2.84	49.06	-0.01	Real Estate
⊖ Crown Castle Inc	2.51	51.57	16.08	Real Estate
⊖ CBRE Group Inc Class A	2.18	53.75	6.73	Real Estate
⊖ Extra Space Storage Inc	1.87	55.62	0.72	Real Estate
⊖ CoStar Group Inc	1.81	57.43	12.31	Real Estate
⊖ VICI Properties Inc Ordinary Shares	1.78	59.21	14.57	Real Estate
⊖ AvalonBay Communities Inc	1.71	60.93	-5.90	Real Estate

Total Holdings 162

⊕ Increase ⊖ Decrease ✨ New to Portfolio

Vanguard Small Cap Growth Index Admiral VSGAX

Morningstar Category
Small Growth
Morningstar Index
Russell 2000 Growth TR USD

Portfolio Manager(s)

Gerard O'Reilly since 12-2004
Aaron Choi since 02-2025
Kenny Narzikul since 02-2025

Quantitative Screens

- Performance: The fund has finished in the Small Growth category's top three quartiles in 10 of the 10 years it's been in existence.
- Management: The fund's management has been in place for 20.51 years.
- Style: The fund has landed in its primary style box — Small Growth — 100 % of the time over the past three years.
- Net Expense: The fund's expense ratio of 0.07 is 93.91% lower than the Small Growth category average.

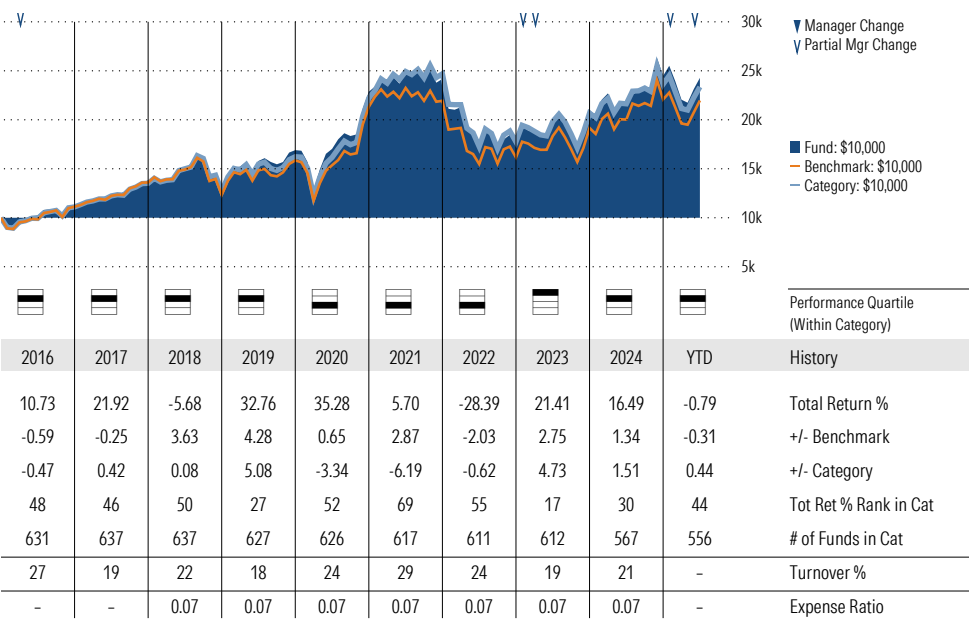
Morningstar Investment Management LLC Analysis

This fund passes all of Morningstar Investment Management's quantitative screens. Morningstar Investment Management has also assessed the fund from a qualitative perspective and, as a fiduciary, is comfortable recommending the fund's use in retirement plans.

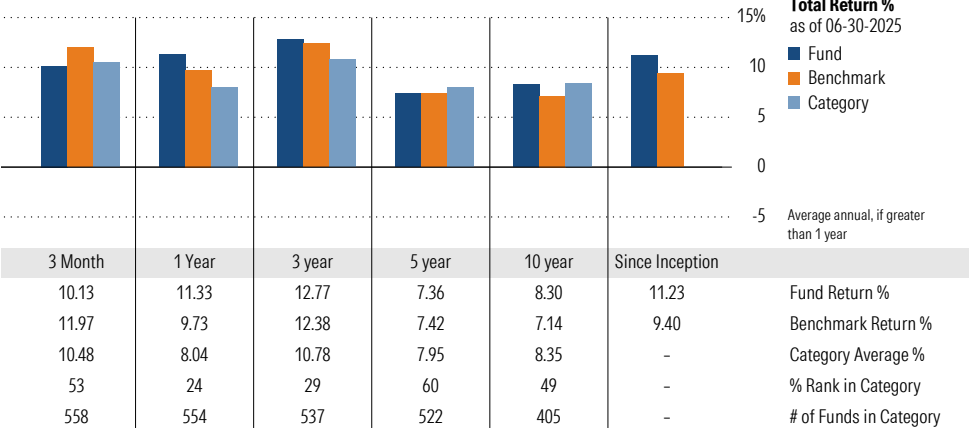
ESG Metrics

Metric	Rating	Updated
Sustainability Rating	4	05-31-2025
Carbon Risk Score	Medium Risk	12-31-2022
ESG Commitment	1-Low	02-15-2022

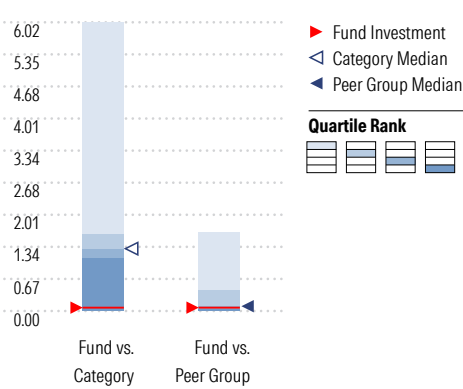
Growth of \$10,000



Trailing Performance



Net Expense



	2	35	Percentile
Rank	9/562	12/35	Rank

Peer group is a subset of the category and includes funds with the same management style (active vs. passive) and similar share class characteristics.

3-Year Risk Metrics

	Fund	Bmark	Cat
Alpha	0.89	-	-0.39
Beta	0.95	-	0.91
R-Squared	96.98	-	91.69
Standard Deviation	21.82	22.65	21.54
Sharpe Ratio	0.44	0.42	0.35
Tracking Error	3.96	-	6.56
Information Ratio	0.10	-	-0.24
Up Capture Ratio	96.62	-	89.52
Down Capture Ratio	94.13	-	91.09

Portfolio Metrics

	Fund	Bmark	Cat
Price/Earnings Ratio	26.79	24.29	26.79
Price/Book Ratio	3.76	4.12	3.83
Geom Avg Mkt Cap \$B	7.91	3.25	6.85
ROE	11.70	5.84	10.93

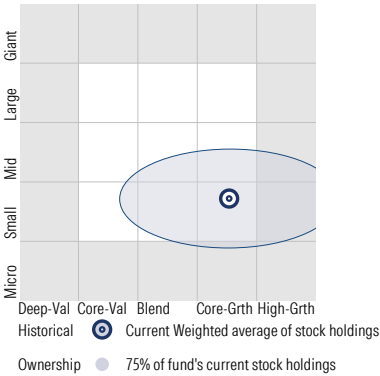
Vanguard Small Cap Growth Index Admiral VSGAX

Morningstar Category
Small Growth

Morningstar Index
Russell 2000 Growth TR USD

Style Analysis as of 06-30-2025

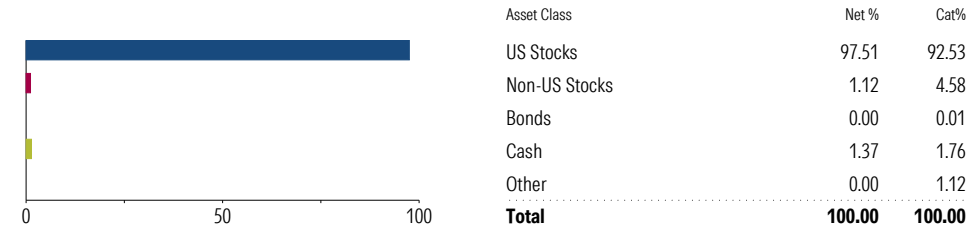
Morningstar Style Box™



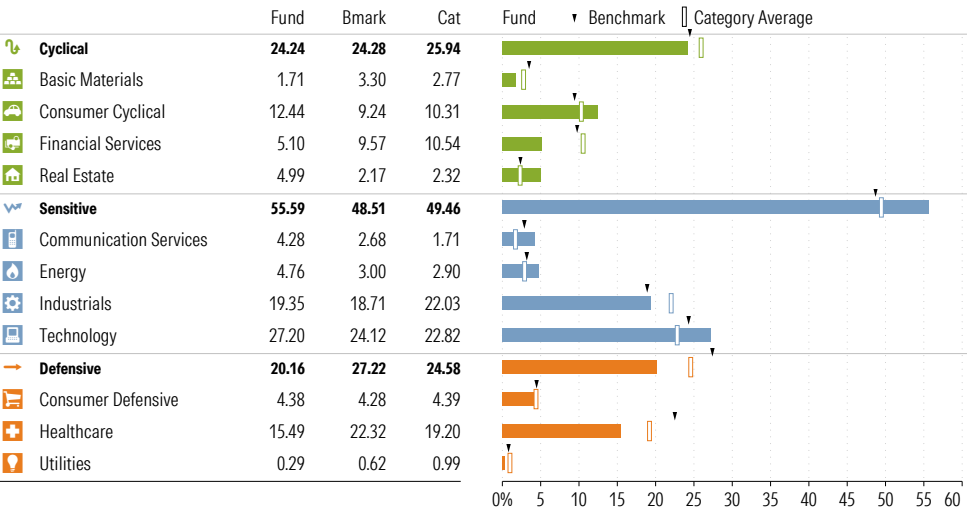
Style Breakdown



Asset Allocation as of 06-30-2025



Sector Weighting as of 06-30-2025



Top 15 Holdings as of 06-30-2025

Name	% Net Asset	Cumulative %	YTD Return %	Morningstar Sector
⊕ Slcmt1142	1.27	1.27	-	-
⊖ Liberty Media Corp Registered Shs Series -C- Formula One	0.81	2.07	12.78	Communication Svc
⊖ Toast Inc Class A	0.78	2.85	-	Technology
⊖ Natera Inc	0.78	3.63	6.72	Healthcare
⊖ Nutanix Inc Class A	0.77	4.39	24.94	Technology
⊖ RB Global Inc	0.76	5.16	18.36	Industrials
⊖ PTC Inc	0.76	5.91	-6.27	Technology
⊖ Duolingo Inc	0.73	6.65	-	Technology
⊖ Lennox International Inc	0.71	7.36	-5.52	Industrials
⊖ Guidewire Software Inc	0.71	8.06	39.67	Technology
⊖ DocuSign Inc	0.70	8.76	-13.40	Technology
⊖ Comfort Systems USA Inc	0.67	9.43	26.65	Industrials
⊖ DraftKings Inc Ordinary Shares - Class A	0.66	10.09	15.30	Consumer Cyclical
⊖ Pure Storage Inc Class A	0.65	10.74	-6.27	Technology
⊖ Curtiss-Wright Corp	0.65	11.39	37.80	Industrials

Total Holdings 578

⊕ Increase ⊖ Decrease ✨ New to Portfolio

Vanguard Target Retirement 2020 Fund VTWNX

Morningstar Category Target-Date 2020
Morningstar Index Morningstar Lifetime Mod 2020 TR USD

Portfolio Manager(s)

Walter Nejman since 02-2013
Aur lie Denis since 02-2023
Michael Roach since 02-2023
Roger Aliaga-Diaz since 02-2023

Quantitative Screens

- Performance: The fund has finished in the Target-Date 2020 category's top three quartiles in 10 of the 10 years it's been in existence.
- Management: The fund's management has been in place for 12.36 years.
- Style: The fund has landed in its primary style box — Large Blend — 100 % of the time over the past three years.
- Net Expense: The fund's expense ratio of 0.08 is 84% lower than the Target-Date 2020 category average.

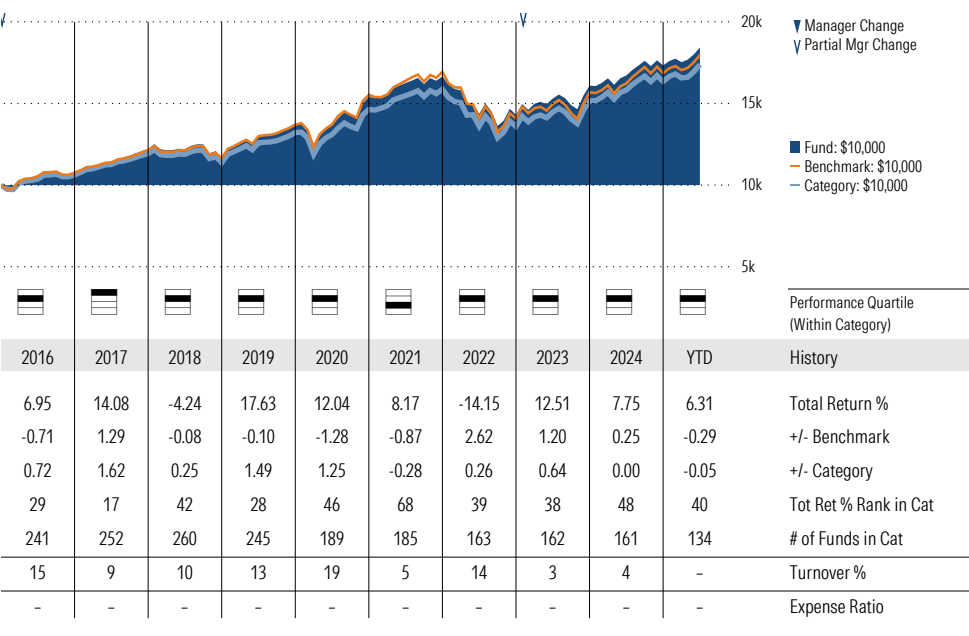
Morningstar Investment Management LLC Analysis

This fund passes all of Morningstar Investment Management's quantitative screens. Morningstar Investment Management has also assessed the fund from a qualitative perspective and, as a fiduciary, is comfortable recommending the fund's use in retirement plans.

ESG Metrics

Metric	Rating	Updated
Sustainability Rating	4	05-31-2025
ESG Commitment	1-Low	02-15-2022

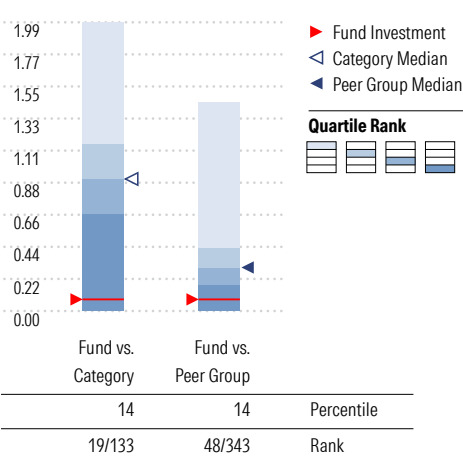
Growth of \$10,000



Trailing Performance



Net Expense



3-Year Risk Metrics

	Fund	Bmark	Cat
Alpha	1.29	-	0.87
Beta	0.86	-	0.91
R-Squared	99.07	-	98.57
Standard Deviation	9.14	10.55	9.67
Sharpe Ratio	0.43	0.37	0.41
Tracking Error	1.70	-	1.59
Information Ratio	0.15	-	0.17
Up Capture Ratio	90.95	-	94.46
Down Capture Ratio	83.02	-	89.33

Portfolio Metrics

	Fund	Bmark	Cat
Price/Earnings Ratio	20.04	21.83	21.57
Price/Book Ratio	2.62	2.98	2.92
Avg Eff Duration	5.39	-	4.58

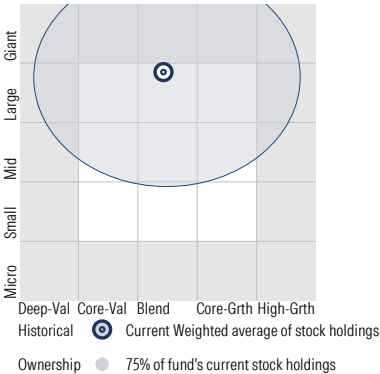
Vanguard Target Retirement 2020 Fund VTWNX

Morningstar Category
Target-Date 2020

Morningstar Index
Morningstar Lifetime Mod 2020 TR USD

Style Analysis as of 06-30-2025

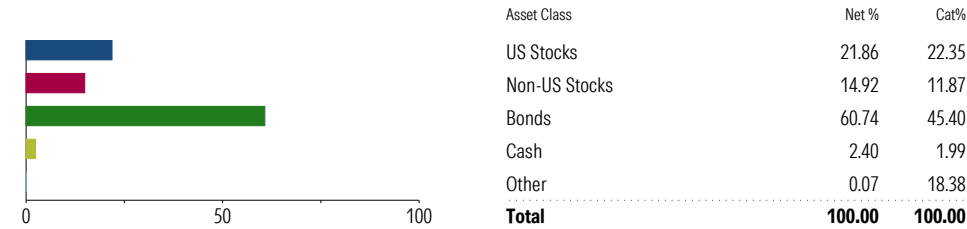
Morningstar Style Box™



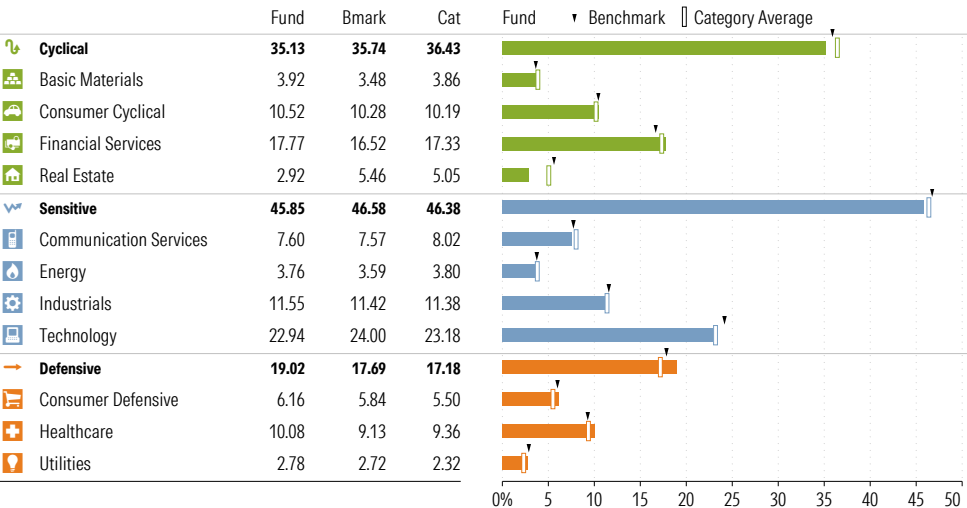
Style Breakdown



Asset Allocation as of 06-30-2025



Sector Weighting as of 06-30-2025



Top 7 Holdings as of 06-30-2025

Name	Maturity Date	% Net Asset	Cumulative %	YTD Return %	Morningstar Sector
⊕ Vanguard Total Bond Market II Idx Inv	-	33.70	33.70	-	-
⊖ Vanguard Total Stock Mkt Idx Instl Pls	-	22.02	55.72	-	-
⊖ Vanguard Total Intl Stock Index Inv	-	15.26	70.98	-	-
⊖ Vanguard Total Intl Bd II Idx Instl	-	14.57	85.55	-	-
⊖ Vanguard Shrt-Term Infl-Prot Sec Idx Adm	-	13.81	99.36	-	-
⊕ Mktliq 12/31/2049	-	0.63	99.99	-	-
⊕ Us Dollar	-	0.01	100.00	-	-

Total Holdings 7

⊕ Increase ⊖ Decrease ✱ New to Portfolio

Vanguard Target Retirement 2025 Fund VTTVX

Morningstar Category Target-Date 2025
Morningstar Index Morningstar Lifetime Mod 2025 TR USD

Portfolio Manager(s)

Walter Nejman since 02-2013
Aur lie Denis since 02-2023
Michael Roach since 02-2023
Roger Aliaga-Diaz since 02-2023

Quantitative Screens

- Performance: The fund has finished in the Target-Date 2025 category's top three quartiles in 10 of the 10 years it's been in existence.
- Management: The fund's management has been in place for 12.36 years.
- Style: The fund has landed in its primary style box — Large Blend — 100 % of the time over the past three years.
- Net Expense: The fund's expense ratio of 0.08 is 85.96% lower than the Target-Date 2025 category average.

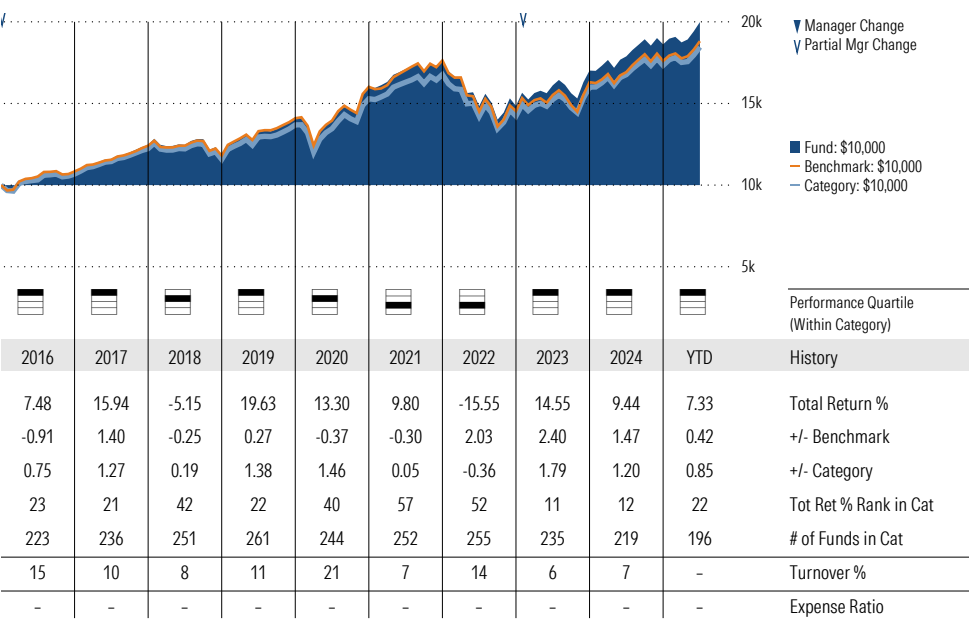
Morningstar Investment Management LLC Analysis

This fund passes all of Morningstar Investment Management's quantitative screens. Morningstar Investment Management has also assessed the fund from a qualitative perspective and, as a fiduciary, is comfortable recommending the fund's use in retirement plans.

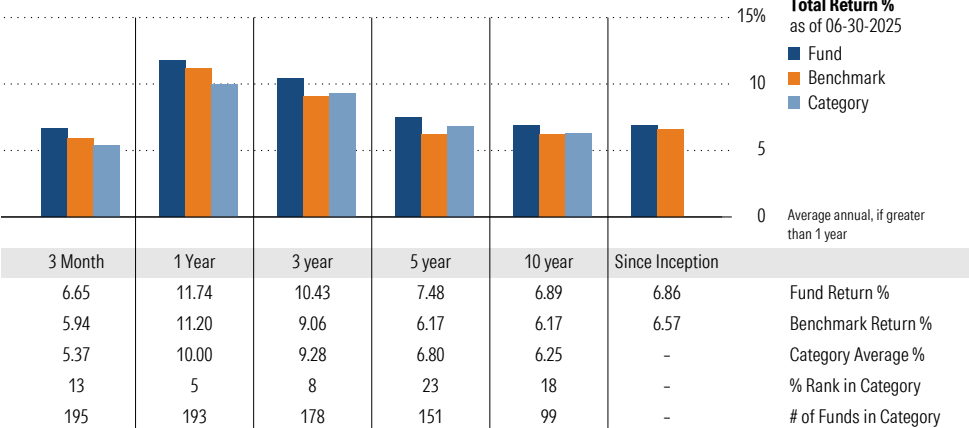
ESG Metrics

Metric	Rating	Updated
Sustainability Rating	3	05-31-2025
Carbon Risk Score	Low Risk	12-31-2022
ESG Commitment	1-Low	02-15-2022

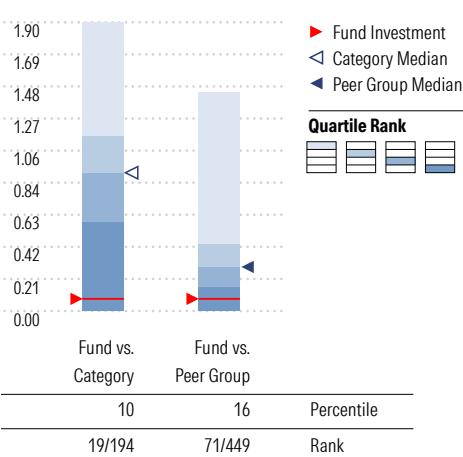
Growth of \$10,000



Trailing Performance



Net Expense



Peer group is a subset of the category and includes funds with the same management style (active vs. passive) and similar share class characteristics.

3-Year Risk Metrics

	Fund	Bmark	Cat
Alpha	1.88	-	1.13
Beta	0.92	-	0.88
R-Squared	98.96	-	97.96
Standard Deviation	10.54	11.35	10.05
Sharpe Ratio	0.54	0.40	0.45
Tracking Error	1.38	-	2.02
Information Ratio	1.00	-	0.21
Up Capture Ratio	99.07	-	91.70
Down Capture Ratio	88.61	-	85.42

Portfolio Metrics

	Fund	Bmark	Cat
Price/Earnings Ratio	20.06	21.67	20.35
Price/Book Ratio	2.63	2.94	2.96
Avg Eff Duration	5.65	-	3.85

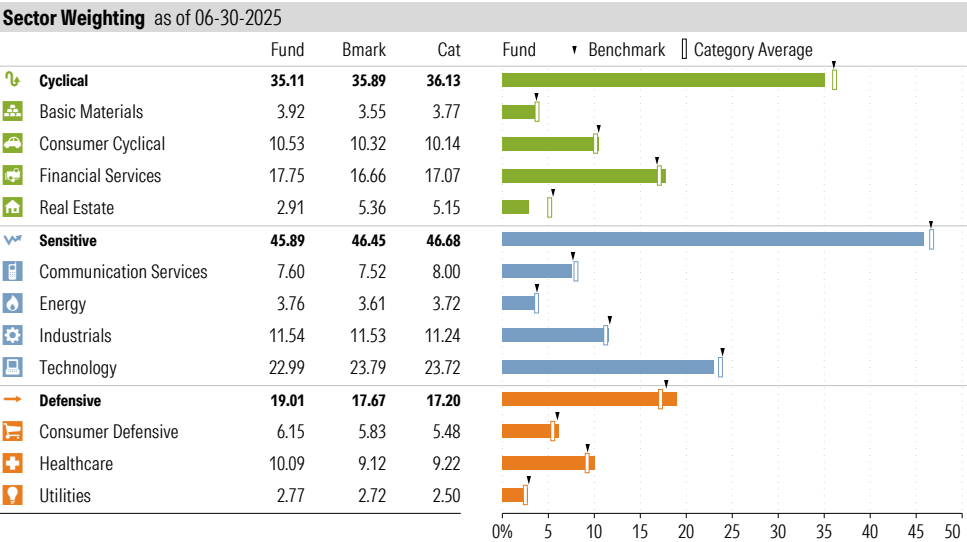
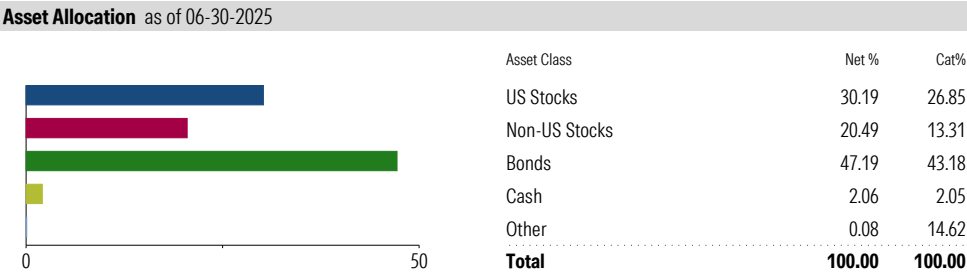
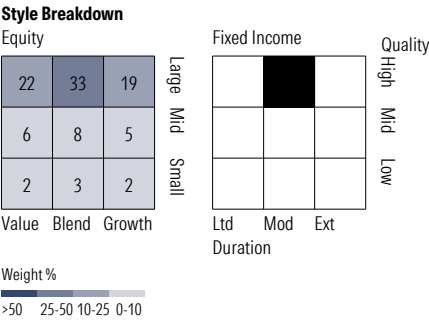
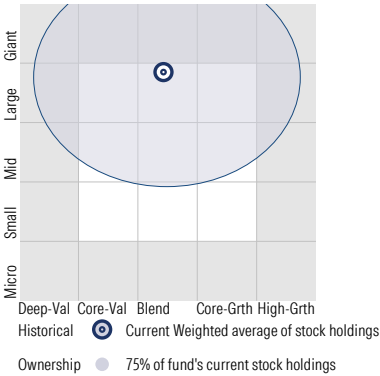
Vanguard Target Retirement 2025 Fund VTTVX

Morningstar Category
Target-Date 2025

Morningstar Index
Morningstar Lifetime Mod 2025 TR USD

Style Analysis as of 06-30-2025

Morningstar Style Box™



Top 7 Holdings as of 06-30-2025						
Name	Maturity Date	% Net Asset	Cumulative %	YTD Return %	Morningstar Sector	
⊖ Vanguard Total Stock Mkt Idx Instl Pls	-	30.41	30.41	-	-	
⊕ Vanguard Total Bond Market II Idx Inv	-	28.40	58.81	-	-	
⊖ Vanguard Total Intl Stock Index Inv	-	20.95	79.76	-	-	
⊖ Vanguard Total Intl Bd II Idx Instl	-	12.54	92.30	-	-	
⊖ Vanguard Shrt-Term Infl-Prot Sec Idx Adm	-	7.04	99.34	-	-	
⊕ Mktliq 12/31/2049	-	0.66	100.00	-	-	
⊕ Us Dollar	-	0.00	100.00	-	-	

Total Holdings 7

⊕ Increase ⊖ Decrease ✱ New to Portfolio

Vanguard Target Retirement 2030 Fund VTHRX

Morningstar Category
Target-Date 2030

Morningstar Index
Morningstar Lifetime Mod 2030 TR USD

Portfolio Manager(s)

Walter Nejman since 02-2013
Aur lie Denis since 02-2023
Michael Roach since 02-2023
Roger Aliaga-Diaz since 02-2023

Quantitative Screens

- Performance: The fund has finished in the Target-Date 2030 category's top three quartiles in 10 of the 10 years it's been in existence.
- Management: The fund's management has been in place for 12.36 years.
- Style: The fund has landed in its primary style box — Large Blend — 100 % of the time over the past three years.
- Net Expense: The fund's expense ratio of 0.08 is 85.96% lower than the Target-Date 2030 category average.

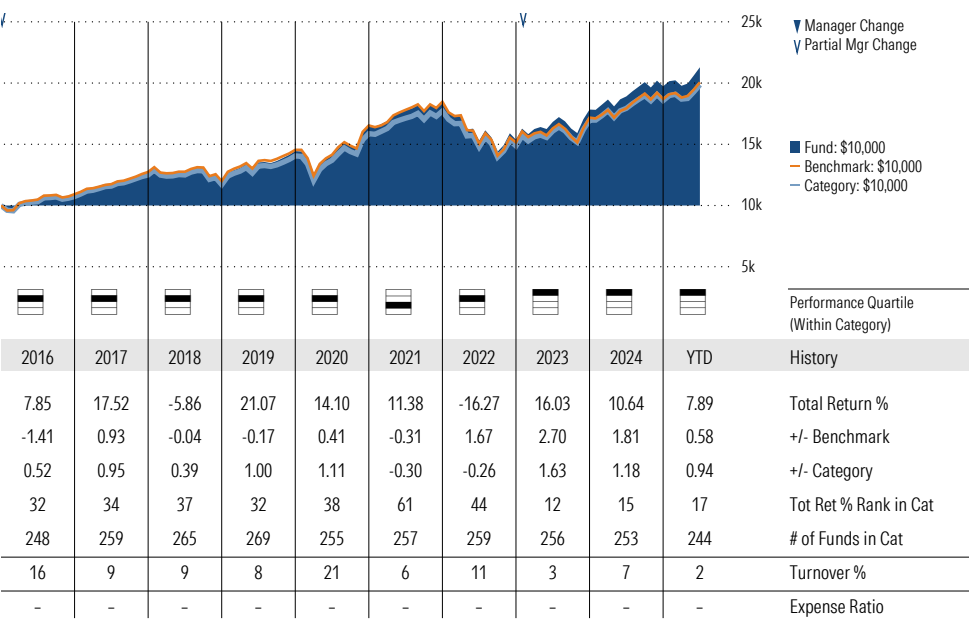
Morningstar Investment Management LLC Analysis

This fund passes all of Morningstar Investment Management's quantitative screens. Morningstar Investment Management has also assessed the fund from a qualitative perspective and, as a fiduciary, is comfortable recommending the fund's use in retirement plans.

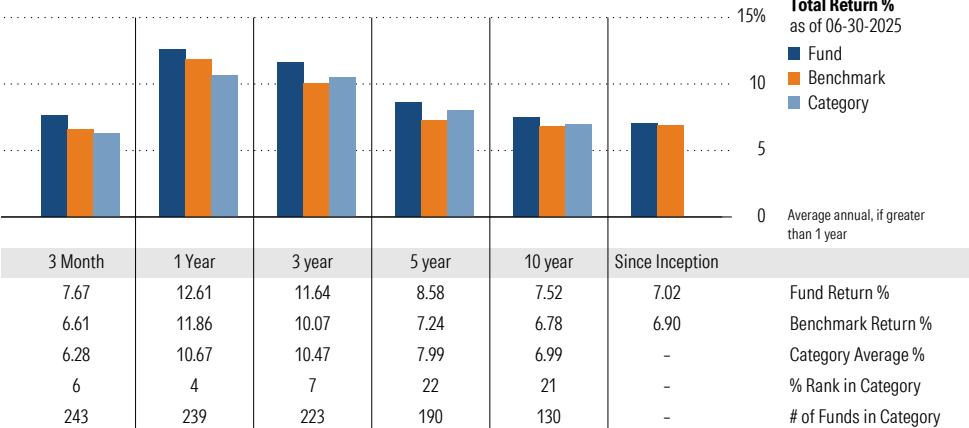
ESG Metrics

Metric	Rating	Updated
Sustainability Rating	3	05-31-2025
Carbon Risk Score	Low Risk	12-31-2022
ESG Commitment	1-Low	02-15-2022

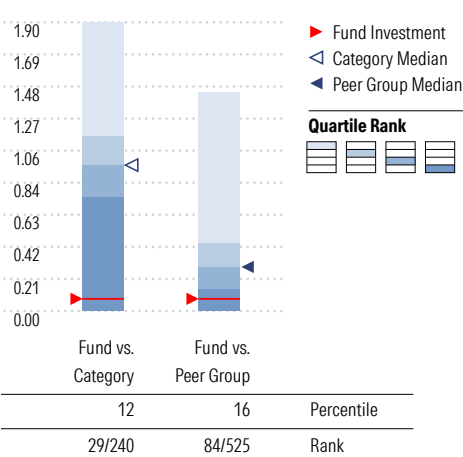
Growth of \$10,000



Trailing Performance



Net Expense



Peer group is a subset of the category and includes funds with the same management style (active vs. passive) and similar share class characteristics.

3-Year Risk Metrics

	Fund	Bmark	Cat
Alpha	1.93	-	1.14
Beta	0.95	-	0.91
R-Squared	98.91	-	98.24
Standard Deviation	11.54	12.15	11.16
Sharpe Ratio	0.60	0.46	0.52
Tracking Error	1.38	-	1.83
Information Ratio	1.14	-	0.31
Up Capture Ratio	100.87	-	94.81
Down Capture Ratio	91.00	-	88.93

Portfolio Metrics

	Fund	Bmark	Cat
Price/Earnings Ratio	20.06	21.51	20.98
Price/Book Ratio	2.63	2.89	3.02
Avg Eff Duration	6.17	-	4.59

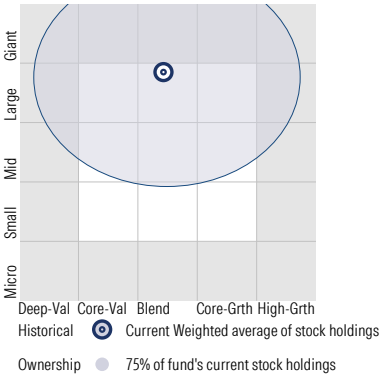
Vanguard Target Retirement 2030 Fund VTHR

Morningstar Category
Target-Date 2030

Morningstar Index
Morningstar Lifetime Mod 2030 TR USD

Style Analysis as of 06-30-2025

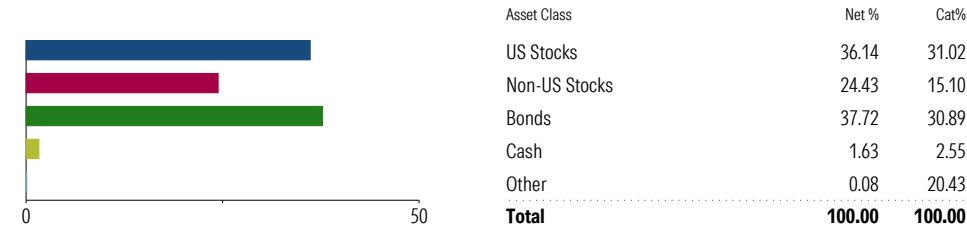
Morningstar Style Box™



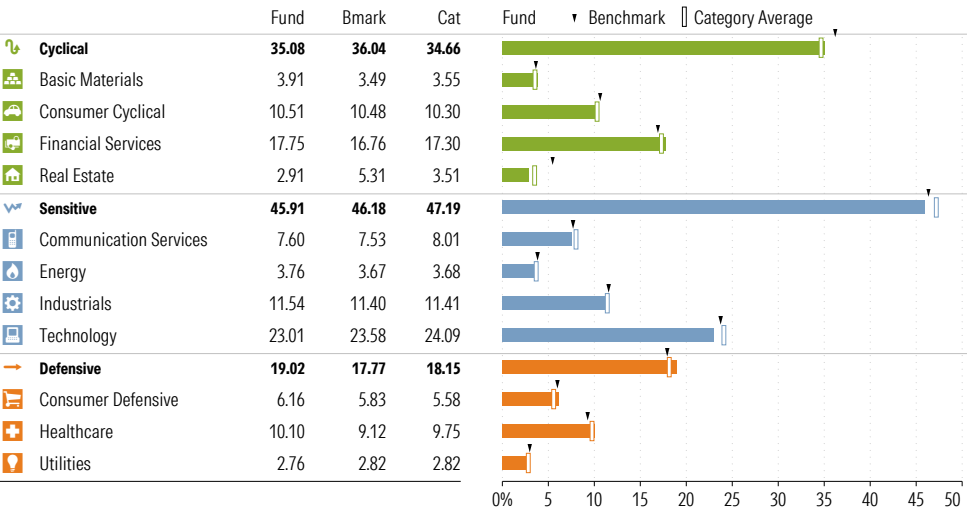
Style Breakdown



Asset Allocation as of 06-30-2025



Sector Weighting as of 06-30-2025



Top 6 Holdings as of 06-30-2025

Name	Maturity Date	% Net Asset	Cumulative %	YTD Return %	Morningstar Sector
⊖ Vanguard Total Stock Mkt Idx Instl Pls	-	36.41	36.41	-	-
⊕ Vanguard Total Bond Market II Idx Inv	-	26.44	62.84	-	-
⊖ Vanguard Total Intl Stock Index Inv	-	24.98	87.82	-	-
⊖ Vanguard Total Intl Bd II Idx Instl	-	11.52	99.34	-	-
⊕ Mktliq 12/31/2049	-	0.64	99.98	-	-
⊕ Us Dollar	-	0.02	100.00	-	-

Total Holdings 6

⊕ Increase ⊖ Decrease ✱ New to Portfolio

Vanguard Target Retirement 2035 Fund VTTHX

Morningstar Category
Target-Date 2035

Morningstar Index
Morningstar Lifetime Mod 2035 TR USD

Portfolio Manager(s)

Walter Nejman since 02-2013
Aur lie Denis since 02-2023
Michael Roach since 02-2023
Roger Aliaga-Diaz since 02-2023

Quantitative Screens

- Performance: The fund has finished in the Target-Date 2035 category's top three quartiles in 9 of the 10 years it's been in existence.
- Management: The fund's management has been in place for 12.36 years.
- Style: The fund has landed in its primary style box — Large Blend — 96.97 % of the time over the past three years.
- Net Expense: The fund's expense ratio of 0.08 is 85.96% lower than the Target-Date 2035 category average.

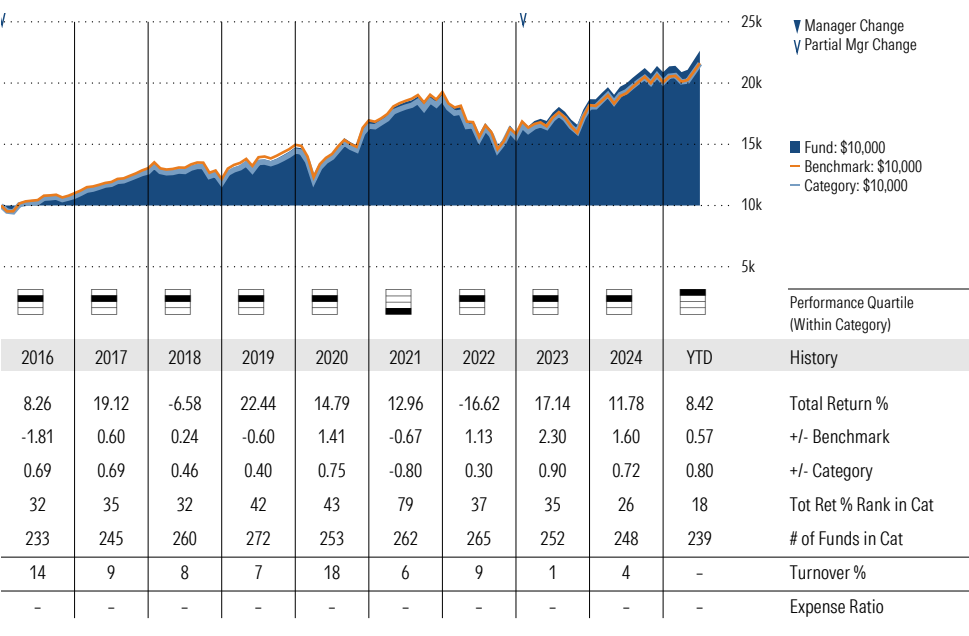
Morningstar Investment Management LLC Analysis

This fund passes all of Morningstar Investment Management's quantitative screens. Morningstar Investment Management has also assessed the fund from a qualitative perspective and, as a fiduciary, is comfortable recommending the fund's use in retirement plans.

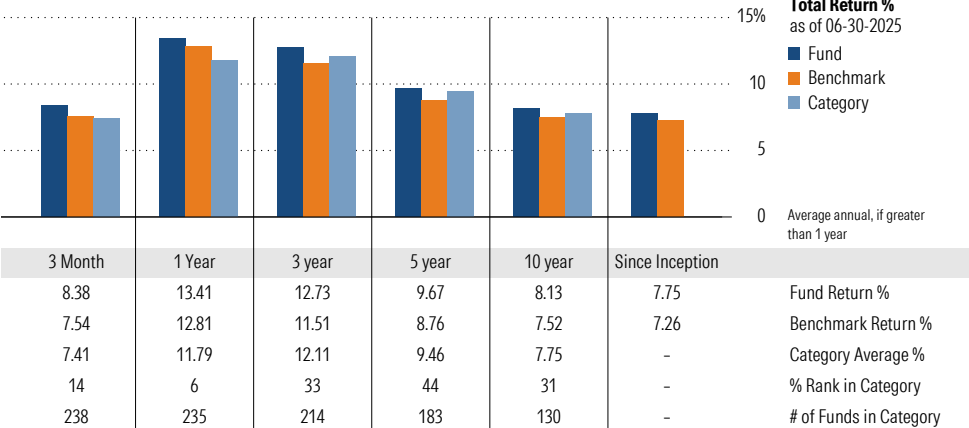
ESG Metrics

Metric	Rating	Updated
Sustainability Rating	3	05-31-2025
Carbon Risk Score	Low Risk	12-31-2022
ESG Commitment	1-Low	02-15-2022

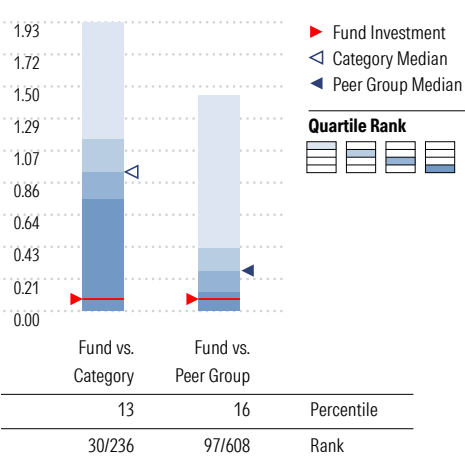
Growth of \$10,000



Trailing Performance



Net Expense



Peer group is a subset of the category and includes funds with the same management style (active vs. passive) and similar share class characteristics.

3-Year Risk Metrics

	Fund	Bmark	Cat
Alpha	1.72	-	1.13
Beta	0.94	-	0.94
R-Squared	98.98	-	98.11
Standard Deviation	12.24	12.96	12.32
Sharpe Ratio	0.65	0.54	0.60
Tracking Error	1.46	-	1.80
Information Ratio	0.83	-	0.38
Up Capture Ratio	98.98	-	97.43
Down Capture Ratio	90.64	-	91.91

Portfolio Metrics

	Fund	Bmark	Cat
Price/Earnings Ratio	20.06	21.34	21.68
Price/Book Ratio	2.63	2.85	3.01
Avg Eff Duration	6.17	-	5.56

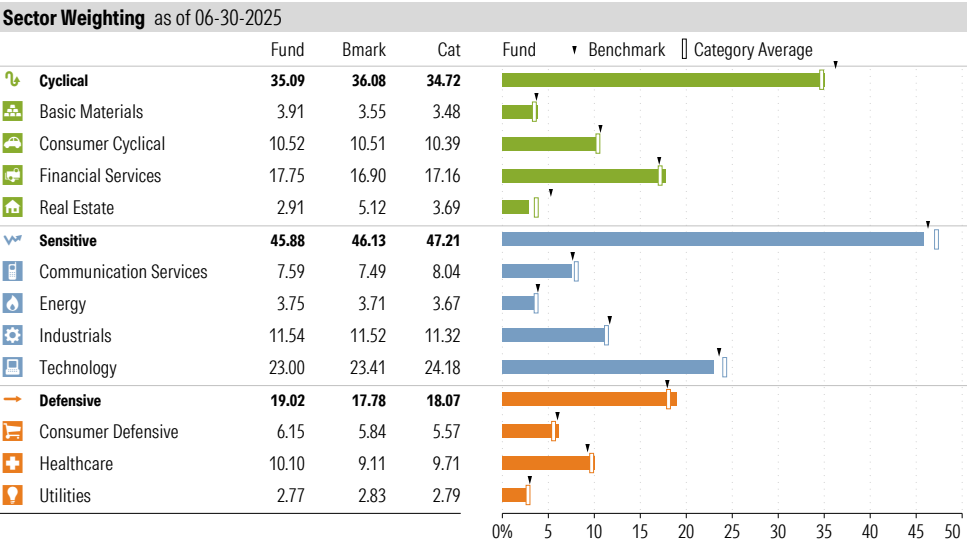
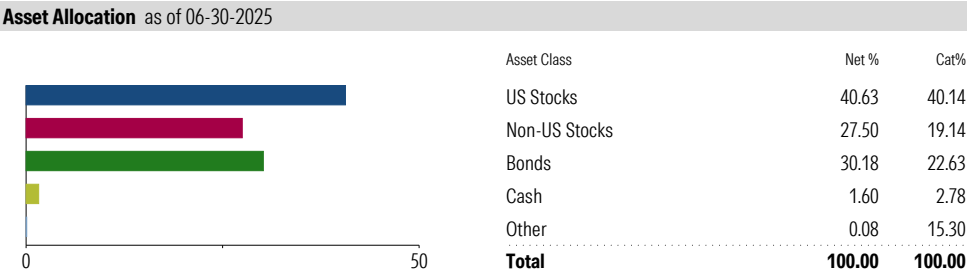
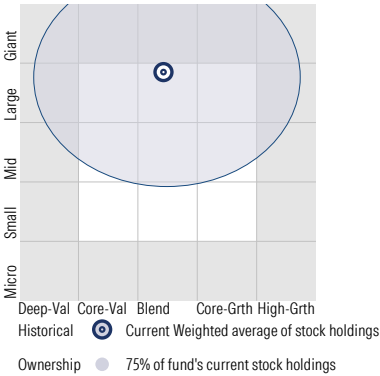
Vanguard Target Retirement 2035 Fund VTTHX

Morningstar Category
Target-Date 2035

Morningstar Index
Morningstar Lifetime Mod 2035 TR USD

Style Analysis as of 06-30-2025

Morningstar Style Box™



Top 6 Holdings as of 06-30-2025

Name	Maturity Date	% Net Asset	Cumulative %	YTD Return %	Morningstar Sector
⊖ Vanguard Total Stock Mkt Idx Instl Pls	-	40.93	40.93	-	-
⊕ Vanguard Total Intl Stock Index Inv	-	28.12	69.06	-	-
⊕ Vanguard Total Bond Market II Idx Inv	-	21.07	90.12	-	-
⊕ Vanguard Total Intl Bd II Idx Instl	-	9.30	99.42	-	-
⊕ Mktliq 12/31/2049	-	0.58	100.00	-	-
⊕ Us Dollar	-	0.00	100.01	-	-

Total Holdings 6

⊕ Increase ⊖ Decrease ✱ New to Portfolio

Vanguard Target Retirement 2040 Fund VFORX

Morningstar Category
Target-Date 2040

Morningstar Index
Morningstar Lifetime Mod 2040 TR USD

Portfolio Manager(s)

Walter Nejman since 02-2013
Aur lie Denis since 02-2023
Michael Roach since 02-2023
Roger Aliaga-Diaz since 02-2023

Quantitative Screens

- Performance: The fund has finished in the Target-Date 2040 category's top three quartiles in 9 of the 10 years it's been in existence.
- Management: The fund's management has been in place for 12.36 years.
- Style: The fund has landed in its primary style box — Large Blend — 96.97 % of the time over the past three years.
- Net Expense: The fund's expense ratio of 0.08 is 86.21% lower than the Target-Date 2040 category average.

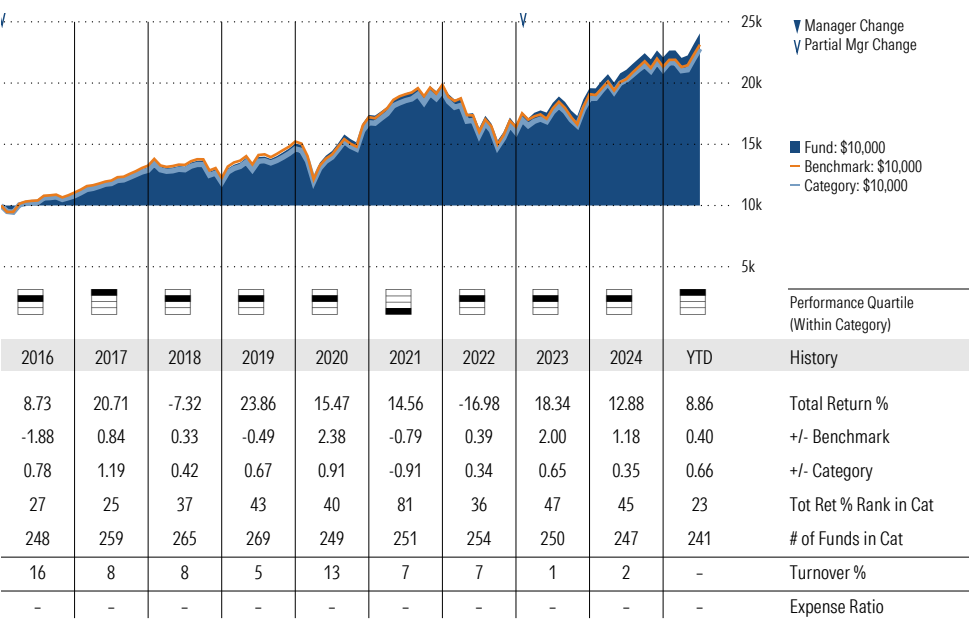
Morningstar Investment Management LLC Analysis

This fund passes all of Morningstar Investment Management's quantitative screens. Morningstar Investment Management has also assessed the fund from a qualitative perspective and, as a fiduciary, is comfortable recommending the fund's use in retirement plans.

ESG Metrics

Metric	Rating	Updated
Sustainability Rating	3	05-31-2025
Carbon Risk Score	Low Risk	12-31-2022
ESG Commitment	1-Low	02-15-2022

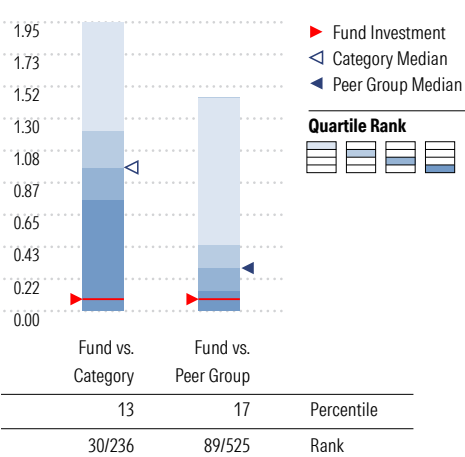
Growth of \$10,000



Trailing Performance



Net Expense



Peer group is a subset of the category and includes funds with the same management style (active vs. passive) and similar share class characteristics.

3-Year Risk Metrics

	Fund	Bmark	Cat
Alpha	1.38	-	0.92
Beta	0.94	-	0.96
R-Squared	98.99	-	98.10
Standard Deviation	12.93	13.71	13.32
Sharpe Ratio	0.70	0.62	0.67
Tracking Error	1.55	-	1.88
Information Ratio	0.48	-	0.30
Up Capture Ratio	97.63	-	98.60
Down Capture Ratio	91.33	-	94.32

Portfolio Metrics

	Fund	Bmark	Cat
Price/Earnings Ratio	20.06	21.16	21.57
Price/Book Ratio	2.63	2.82	2.97
Avg Eff Duration	6.18	-	6.14

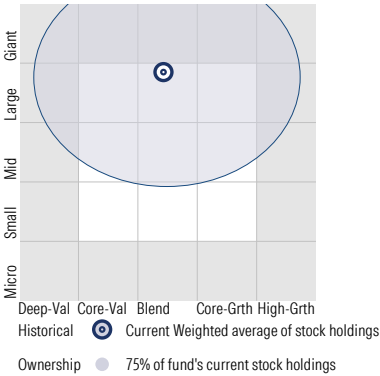
Vanguard Target Retirement 2040 Fund VFORX

Morningstar Category
Target-Date 2040

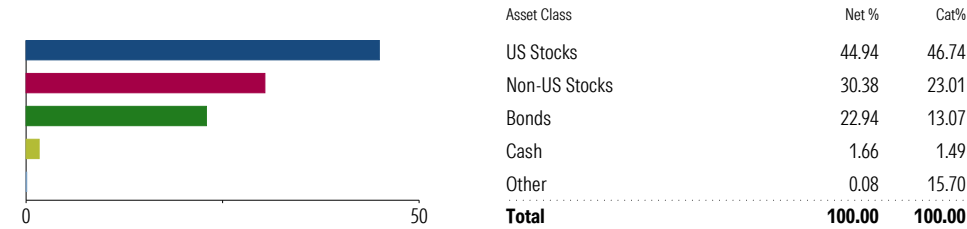
Morningstar Index
Morningstar Lifetime Mod 2040 TR USD

Style Analysis as of 06-30-2025

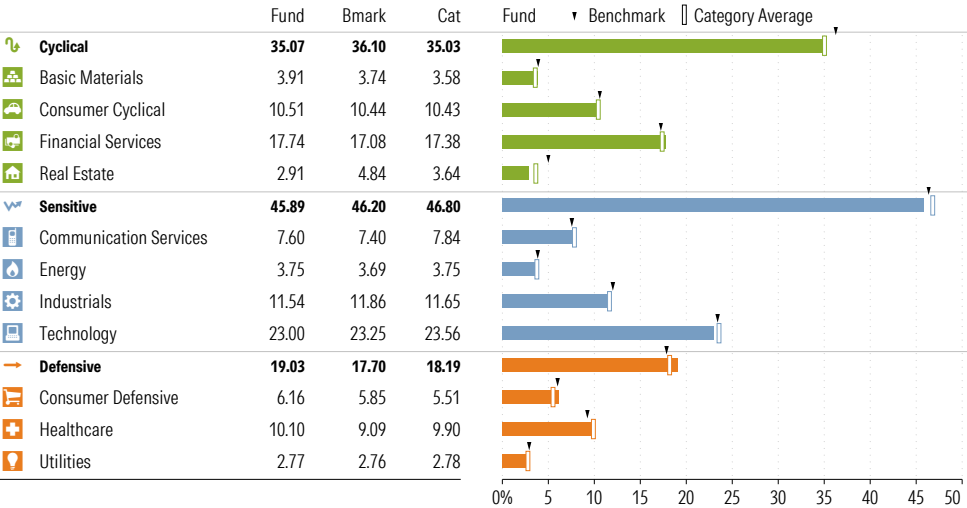
Morningstar Style Box™



Asset Allocation as of 06-30-2025



Sector Weighting as of 06-30-2025



Top 6 Holdings as of 06-30-2025

Name	Maturity Date	% Net Asset	Cumulative %	YTD Return %	Morningstar Sector
⊕ Vanguard Total Stock Mkt Idx Instl Pls	-	45.27	45.27	-	-
⊕ Vanguard Total Intl Stock Index Inv	-	31.07	76.34	-	-
⊕ Vanguard Total Bond Market II Idx Inv	-	15.92	92.26	-	-
⊕ Vanguard Total Intl Bd II Idx Instl	-	7.16	99.42	-	-
⊕ Mktliq 12/31/2049	-	0.56	99.99	-	-
⊕ Us Dollar	-	0.01	100.00	-	-

Total Holdings 6

⊕ Increase ⊖ Decrease ✱ New to Portfolio

Vanguard Target Retirement 2045 Fund VTIVX

Morningstar Category
Target-Date 2045

Morningstar Index
Morningstar Lifetime Mod 2045 TR USD

Portfolio Manager(s)

Walter Nejman since 02-2013
Aur lie Denis since 02-2023
Michael Roach since 02-2023
Roger Aliaga-Diaz since 02-2023

Quantitative Screens

- Performance: The fund has finished in the Target-Date 2045 category's top three quartiles in 10 of the 10 years it's been in existence.
- Management: The fund's management has been in place for 12.36 years.
- Style: The fund has landed in its primary style box — Large Blend — 96.97 % of the time over the past three years.
- Net Expense: The fund's expense ratio of 0.08 is 86.21% lower than the Target-Date 2045 category average.

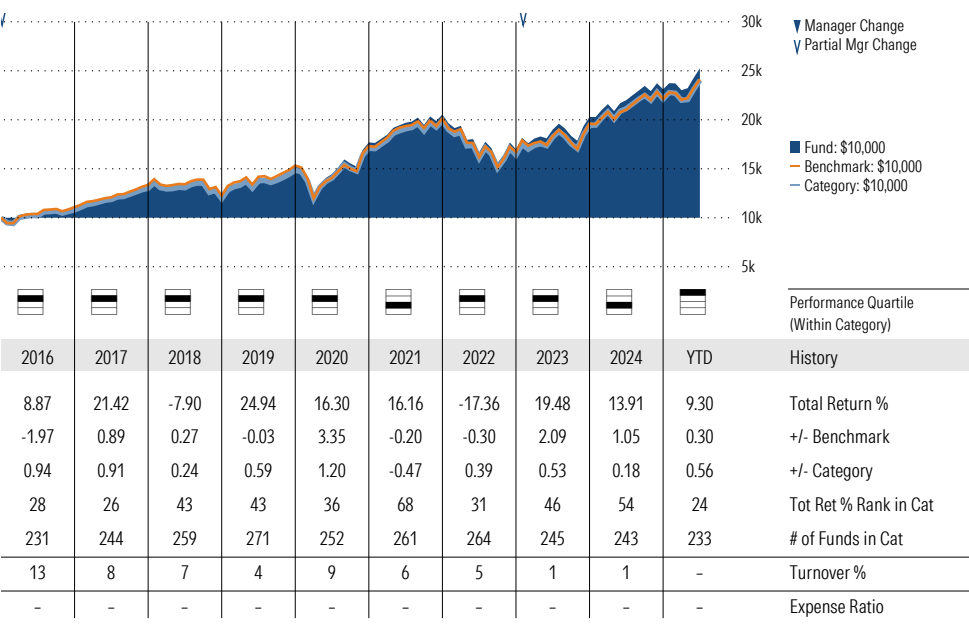
Morningstar Investment Management LLC Analysis

This fund passes all of Morningstar Investment Management's quantitative screens. Morningstar Investment Management has also assessed the fund from a qualitative perspective and, as a fiduciary, is comfortable recommending the fund's use in retirement plans.

ESG Metrics

Metric	Rating	Updated
Sustainability Rating	3	05-31-2025
Carbon Risk Score	Low Risk	12-31-2022
ESG Commitment	1-Low	02-15-2022

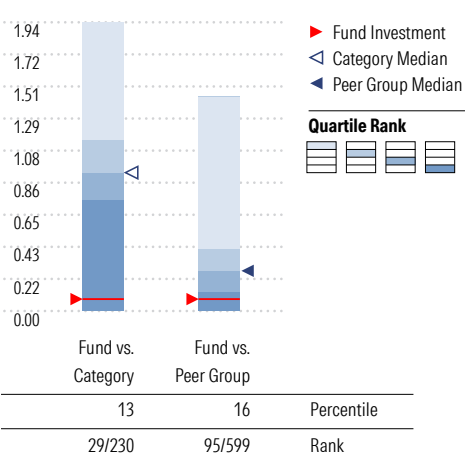
Growth of \$10,000



Trailing Performance



Net Expense



Peer group is a subset of the category and includes funds with the same management style (active vs. passive) and similar share class characteristics.

3-Year Risk Metrics

	Fund	Bmark	Cat
Alpha	1.18	-	0.70
Beta	0.95	-	0.97
R-Squared	98.94	-	98.10
Standard Deviation	13.65	14.28	13.99
Sharpe Ratio	0.74	0.67	0.70
Tracking Error	1.57	-	1.94
Information Ratio	0.41	-	0.19
Up Capture Ratio	98.05	-	98.96
Down Capture Ratio	92.78	-	95.99

Portfolio Metrics

	Fund	Bmark	Cat
Price/Earnings Ratio	20.01	21.00	21.39
Price/Book Ratio	2.61	2.78	2.91
Avg Eff Duration	6.17	-	6.84

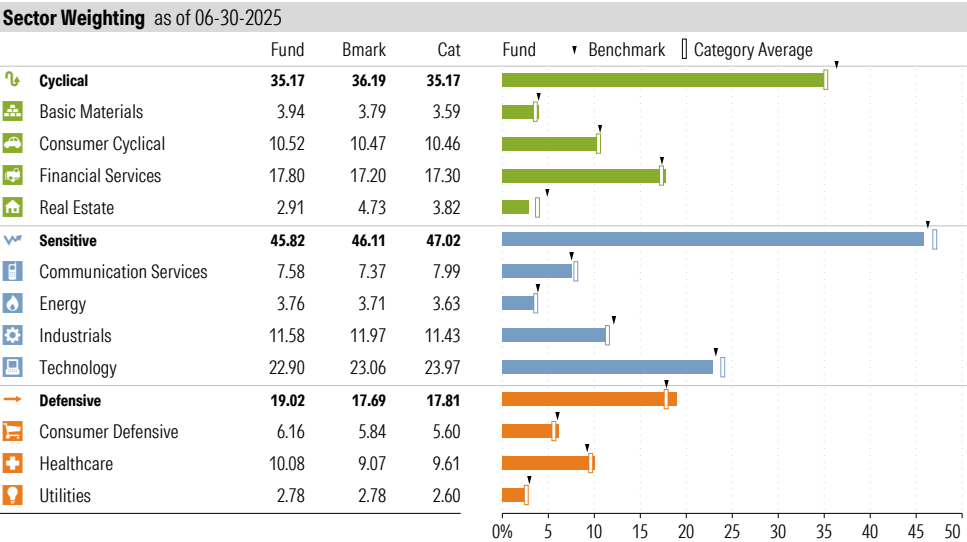
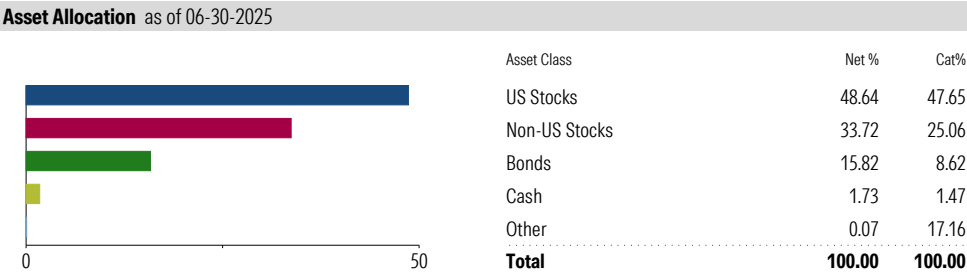
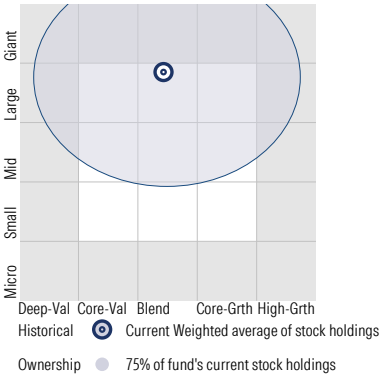
Vanguard Target Retirement 2045 Fund VTIVX

Morningstar Category
Target-Date 2045

Morningstar Index
Morningstar Lifetime Mod 2045 TR USD

Style Analysis as of 06-30-2025

Morningstar Style Box™



Top 6 Holdings as of 06-30-2025

Name	Maturity Date	% Net Asset	Cumulative %	YTD Return %	Morningstar Sector
⊕ Vanguard Total Stock Mkt Idx Instl Pls	-	48.99	48.99	-	-
⊕ Vanguard Total Intl Stock Index Inv	-	34.49	83.48	-	-
⊕ Vanguard Total Bond Market II Idx Inv	-	11.05	94.53	-	-
⊕ Vanguard Total Intl Bd II Idx Instl	-	4.88	99.41	-	-
⊕ Mktliq 12/31/2049	-	0.59	100.00	-	-
⊕ Us Dollar	-	0.00	100.00	-	-

Total Holdings 6

⊕ Increase ⊖ Decrease ✱ New to Portfolio

Vanguard Target Retirement 2050 Fund VFIFX

Morningstar Category
Target-Date 2050

Morningstar Index
Morningstar Lifetime Mod 2050 TR USD

Portfolio Manager(s)

Walter Nejman since 02-2013
Aur lie Denis since 02-2023
Michael Roach since 02-2023
Roger Aliaga-Diaz since 02-2023

Quantitative Screens

- Performance: The fund has finished in the Target-Date 2050 category's top three quartiles in 10 of the 10 years it's been in existence.
- Management: The fund's management has been in place for 12.36 years.
- Style: The fund has landed in its primary style box — Large Blend — 100 % of the time over the past three years.
- Net Expense: The fund's expense ratio of 0.08 is 86.21% lower than the Target-Date 2050 category average.

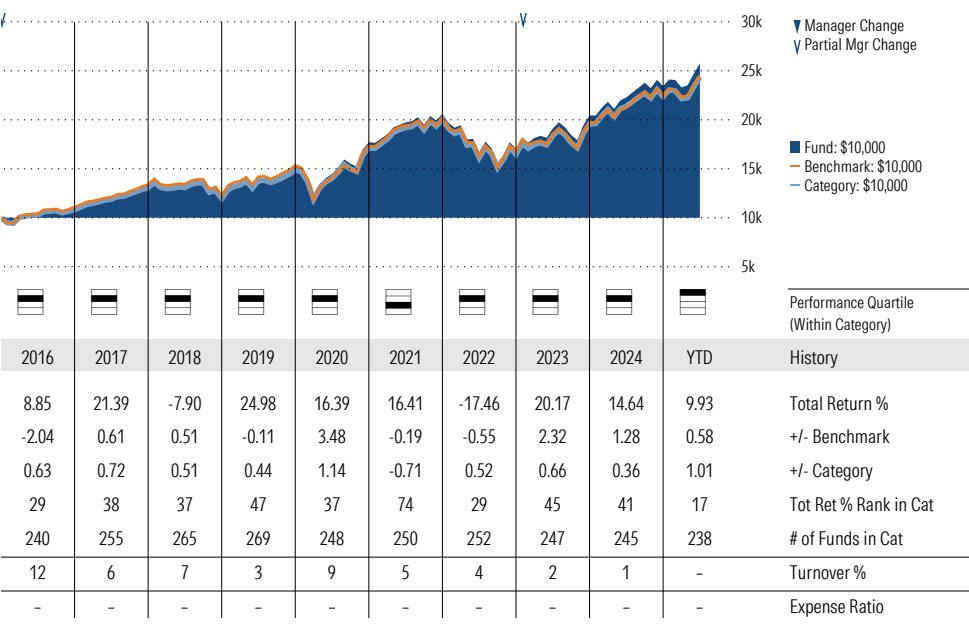
Morningstar Investment Management LLC Analysis

This fund passes all of Morningstar Investment Management's quantitative screens. Morningstar Investment Management has also assessed the fund from a qualitative perspective and, as a fiduciary, is comfortable recommending the fund's use in retirement plans.

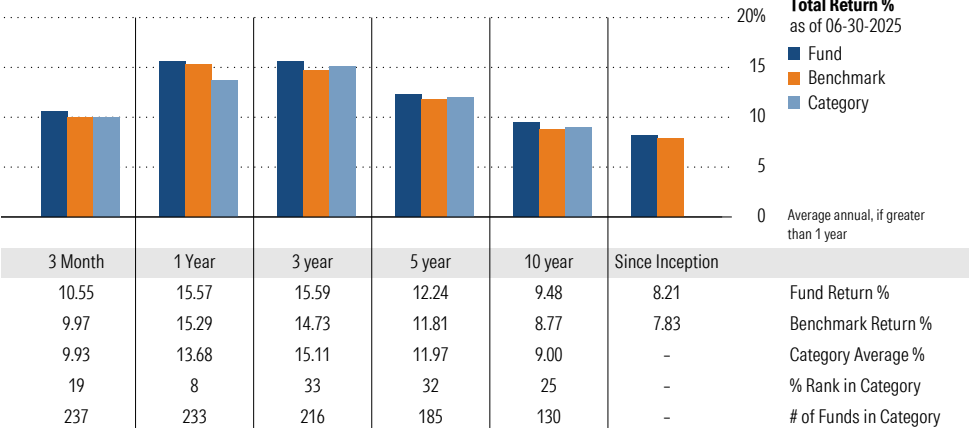
ESG Metrics

Metric	Rating	Updated
Sustainability Rating	3	05-31-2025
Carbon Risk Score	Low Risk	12-31-2022
ESG Commitment	1-Low	02-15-2022

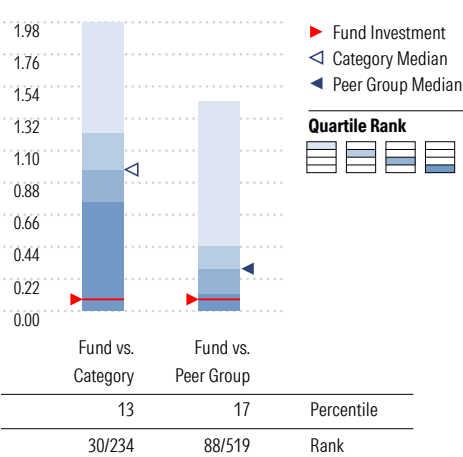
Growth of \$10,000



Trailing Performance



Net Expense



Peer group is a subset of the category and includes funds with the same management style (active vs. passive) and similar share class characteristics.

3-Year Risk Metrics

	Fund	Bmark	Cat
Alpha	1.24	-	0.64
Beta	0.96	-	0.98
R-Squared	98.89	-	98.03
Standard Deviation	14.10	14.56	14.40
Sharpe Ratio	0.76	0.69	0.72
Tracking Error	1.58	-	2.00
Information Ratio	0.54	-	0.19
Up Capture Ratio	99.43	-	99.61
Down Capture Ratio	94.16	-	97.03

Portfolio Metrics

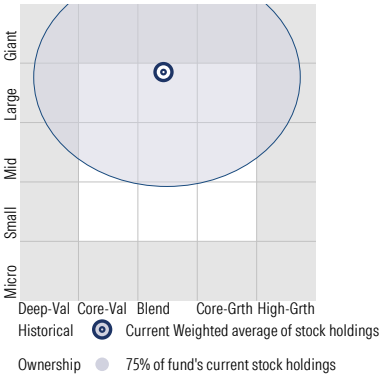
	Fund	Bmark	Cat
Price/Earnings Ratio	20.02	20.86	21.24
Price/Book Ratio	2.62	2.74	2.91
Avg Eff Duration	6.18	-	8.40

Vanguard Target Retirement 2050 Fund VFIFX

Morningstar Category
Target-Date 2050

Morningstar Index
Morningstar Lifetime Mod 2050 TR USD

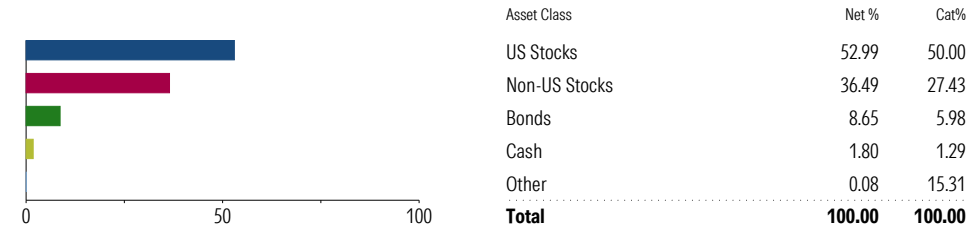
Style Analysis as of 06-30-2025
Morningstar Style Box™



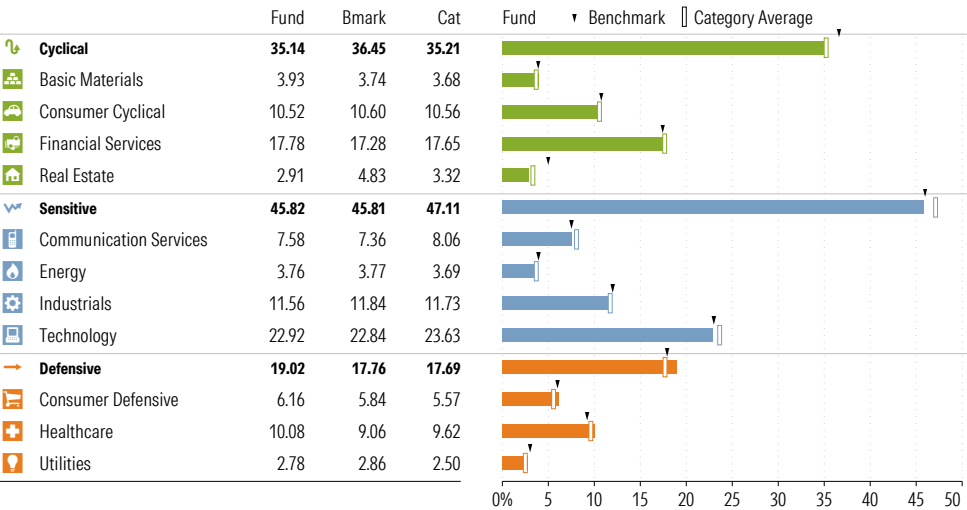
Style Breakdown



Asset Allocation as of 06-30-2025



Sector Weighting as of 06-30-2025



Top 6 Holdings as of 06-30-2025

Name	Maturity Date	% Net Asset	Cumulative %	YTD Return %	Morningstar Sector
⊕ Vanguard Total Stock Mkt Idx Instl Pls	-	53.38	53.38	-	-
⊕ Vanguard Total Intl Stock Index Inv	-	37.32	90.69	-	-
⊕ Vanguard Total Bond Market II Idx Inv	-	5.99	96.68	-	-
⊖ Vanguard Total Intl Bd II Idx Instl	-	2.71	99.39	-	-
⊕ Mktliq 12/31/2049	-	0.58	99.98	-	-
⊕ Us Dollar	-	0.02	100.00	-	-

Total Holdings 6

⊕ Increase ⊖ Decrease ✱ New to Portfolio

Vanguard Target Retirement 2055 Fund VFFVX

Morningstar Category
Target-Date 2055

Morningstar Index
Morningstar Lifetime Mod 2055 TR USD

Portfolio Manager(s)

Walter Nejman since 02-2013
Aur lie Denis since 02-2023
Michael Roach since 02-2023
Roger Aliaga-Diaz since 02-2023

Quantitative Screens

- Performance: The fund has finished in the Target-Date 2055 category's top three quartiles in 9 of the 10 years it's been in existence.
- Management: The fund's management has been in place for 12.36 years.
- Style: The fund has landed in its primary style box — Large Blend — 100 % of the time over the past three years.
- Net Expense: The fund's expense ratio of 0.08 is 86.44% lower than the Target-Date 2055 category average.

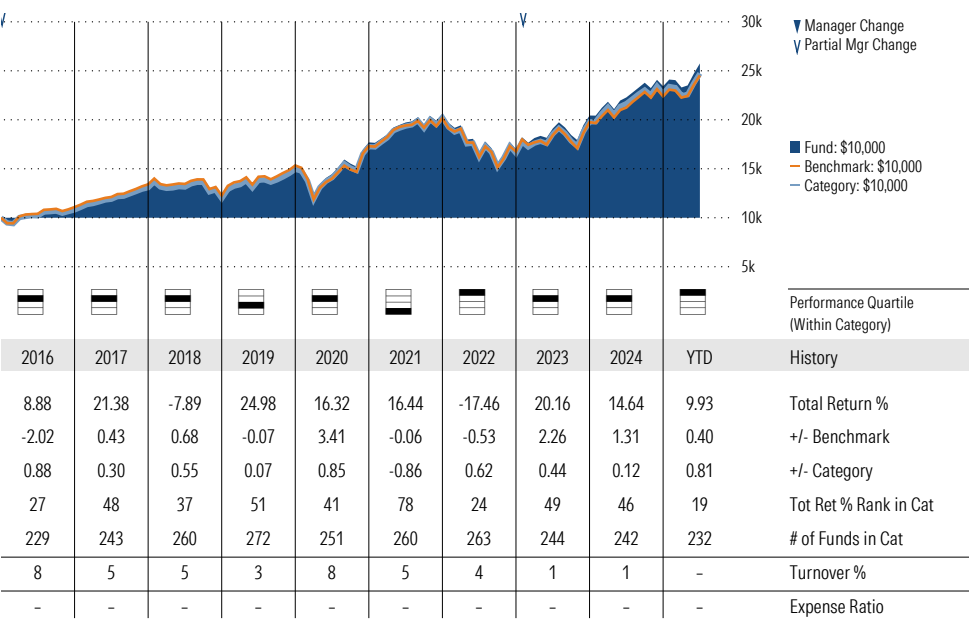
Morningstar Investment Management LLC Analysis

This fund passes all of Morningstar Investment Management's quantitative screens. Morningstar Investment Management has also assessed the fund from a qualitative perspective and, as a fiduciary, is comfortable recommending the fund's use in retirement plans.

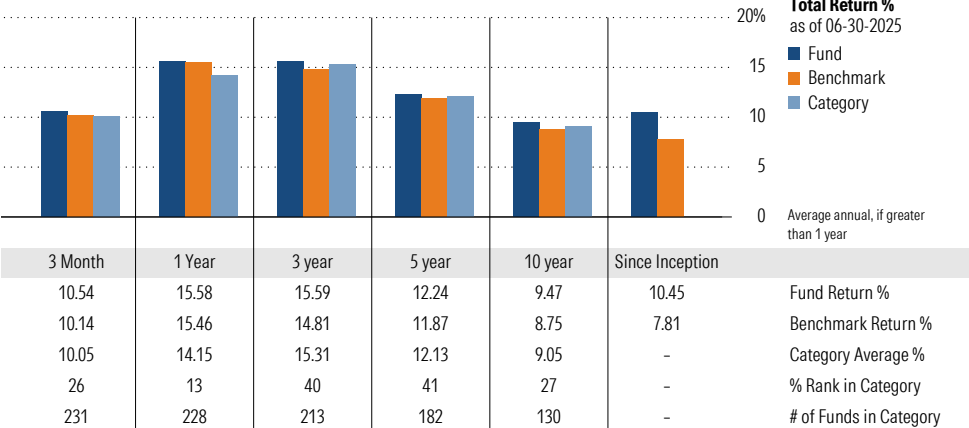
ESG Metrics

Metric	Rating	Updated
Sustainability Rating	3	05-31-2025
Carbon Risk Score	Low Risk	12-31-2022
ESG Commitment	1-Low	02-15-2022

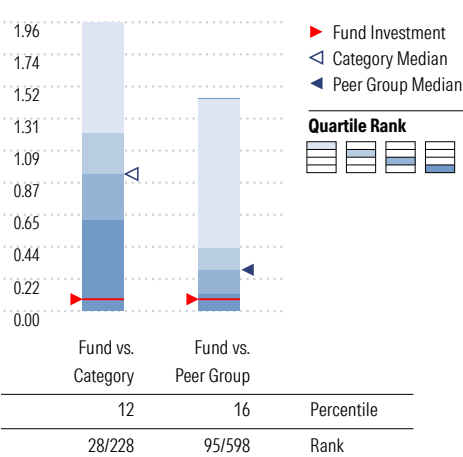
Growth of \$10,000



Trailing Performance



Net Expense



Peer group is a subset of the category and includes funds with the same management style (active vs. passive) and similar share class characteristics.

3-Year Risk Metrics

	Fund	Bmark	Cat
Alpha	1.25	-	0.75
Beta	0.96	-	0.98
R-Squared	98.87	-	97.99
Standard Deviation	14.11	14.65	14.55
Sharpe Ratio	0.76	0.69	0.73
Tracking Error	1.63	-	2.05
Information Ratio	0.48	-	0.25
Up Capture Ratio	98.88	-	100.26
Down Capture Ratio	93.59	-	97.25

Portfolio Metrics

	Fund	Bmark	Cat
Price/Earnings Ratio	20.02	20.72	21.32
Price/Book Ratio	2.62	2.70	2.91
Avg Eff Duration	6.18	-	8.96

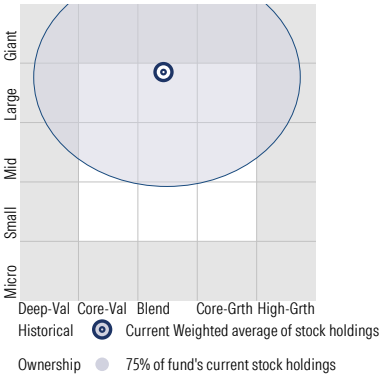
Vanguard Target Retirement 2055 Fund VFFVX

Morningstar Category
Target-Date 2055

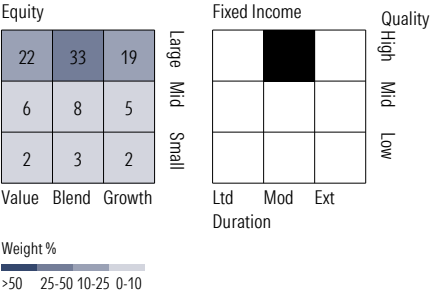
Morningstar Index
Morningstar Lifetime Mod 2055 TR USD

Style Analysis as of 06-30-2025

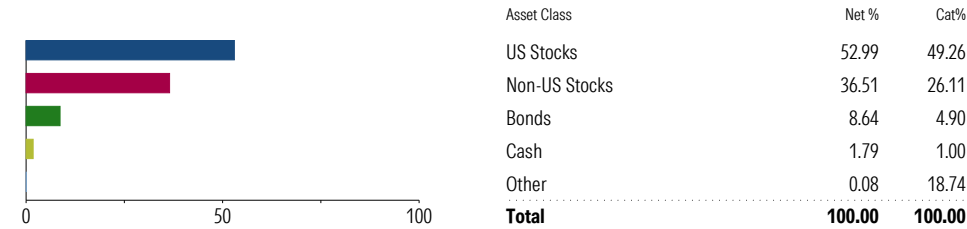
Morningstar Style Box™



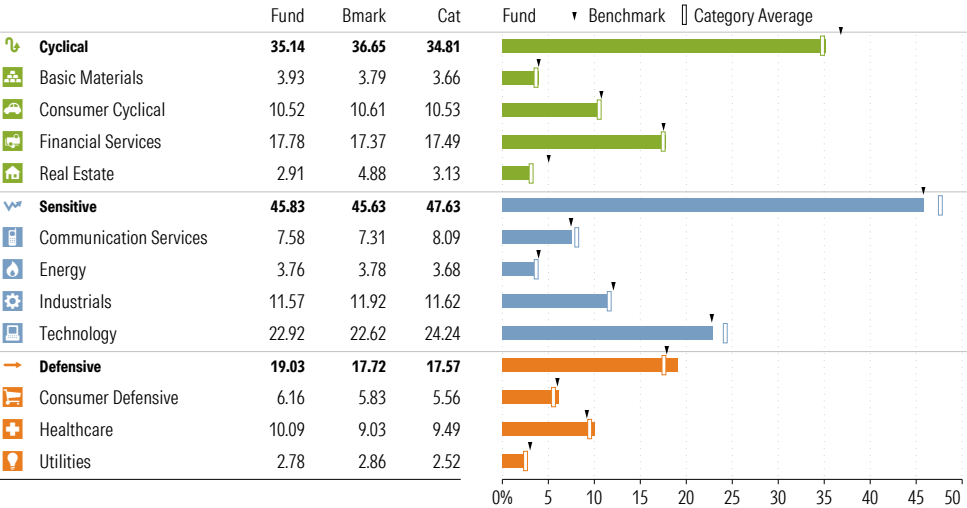
Style Breakdown



Asset Allocation as of 06-30-2025



Sector Weighting as of 06-30-2025



Top 6 Holdings as of 06-30-2025

Name	Maturity Date	% Net Asset	Cumulative %	YTD Return %	Morningstar Sector
⊕ Vanguard Total Stock Mkt Idx Instl Pls	-	53.38	53.38	-	-
⊕ Vanguard Total Intl Stock Index Inv	-	37.33	90.71	-	-
⊕ Vanguard Total Bond Market II Idx Inv	-	5.96	96.67	-	-
⊖ Vanguard Total Intl Bd II Idx Instl	-	2.74	99.41	-	-
⊕ Mktliq 12/31/2049	-	0.58	99.99	-	-
⊕ Us Dollar	-	0.01	100.00	-	-

Total Holdings 6

⊕ Increase ⊖ Decrease ✱ New to Portfolio

Vanguard Target Retirement 2060 Fund VTTSX

Morningstar Category
Target-Date 2060

Morningstar Index
Morningstar Mod Tgt Risk TR USD

Portfolio Manager(s)

Walter Nejman since 02-2013
Aur lie Denis since 02-2023
Michael Roach since 02-2023
Roger Aliaga-Diaz since 02-2023

Quantitative Screens

- Performance: The fund has finished in the Target-Date 2060 category's top three quartiles in 9 of the 10 years it's been in existence.
- Management: The fund's management has been in place for 12.36 years.
- Style: The fund has landed in its primary style box — Large Blend — 100 % of the time over the past three years.
- Net Expense: The fund's expense ratio of 0.08 is 86.44% lower than the Target-Date 2060 category average.

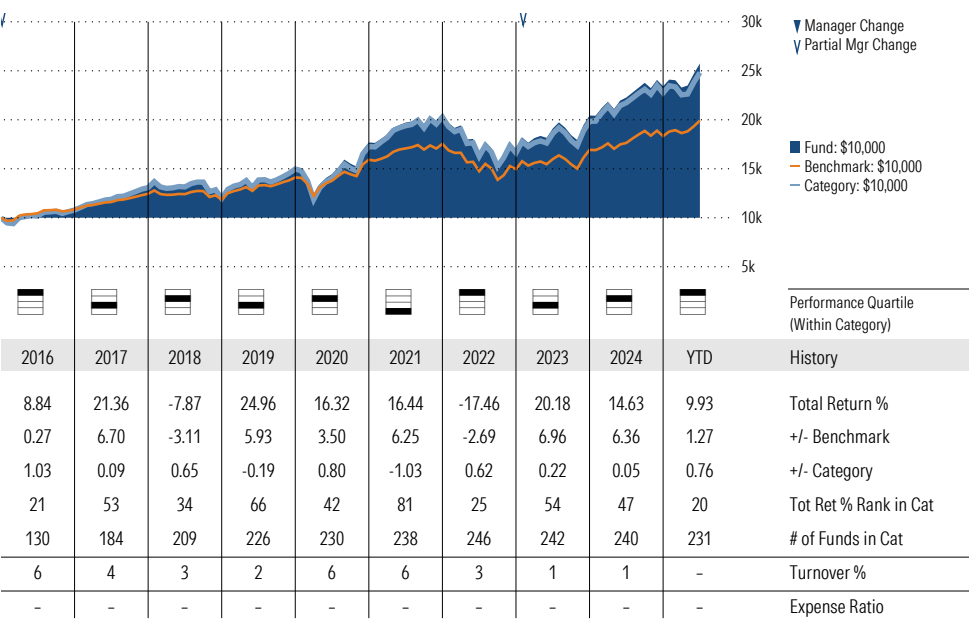
Morningstar Investment Management LLC Analysis

This fund passes all of Morningstar Investment Management's quantitative screens. Morningstar Investment Management has also assessed the fund from a qualitative perspective and, as a fiduciary, is comfortable recommending the fund's use in retirement plans.

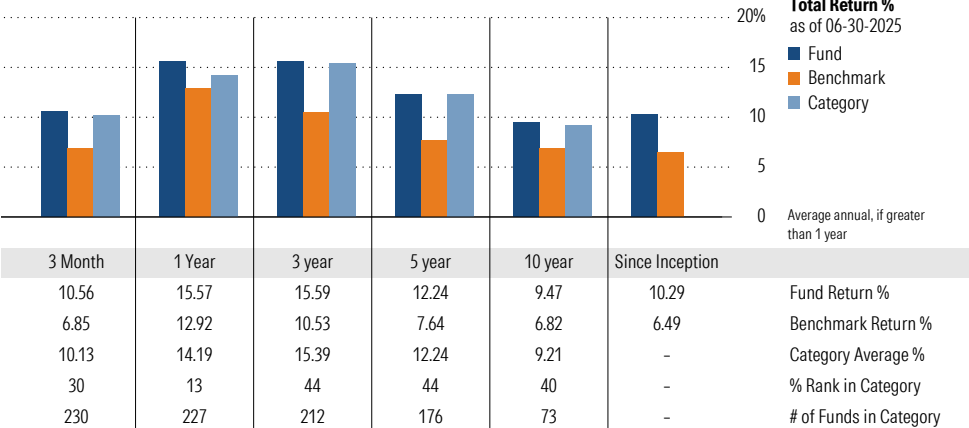
ESG Metrics

Metric	Rating	Updated
Sustainability Rating	3	05-31-2025
Carbon Risk Score	Low Risk	12-31-2022
ESG Commitment	1-Low	02-15-2022

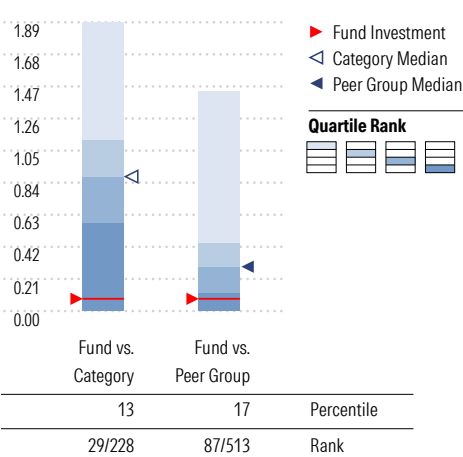
Growth of \$10,000



Trailing Performance



Net Expense



Peer group is a subset of the category and includes funds with the same management style (active vs. passive) and similar share class characteristics.

3-Year Risk Metrics

	Fund	Bmark	Cat
Alpha	2.63	-	2.25
Beta	1.21	-	1.24
R-Squared	96.23	-	94.40
Standard Deviation	14.10	11.45	14.62
Sharpe Ratio	0.76	0.52	0.74
Tracking Error	3.63	-	4.42
Information Ratio	1.39	-	1.12
Up Capture Ratio	129.17	-	131.21
Down Capture Ratio	115.35	-	119.62

Portfolio Metrics

	Fund	Bmark	Cat
Price/Earnings Ratio	20.02	20.19	21.30
Price/Book Ratio	2.62	2.52	2.92
Avg Eff Duration	6.18	-	7.28

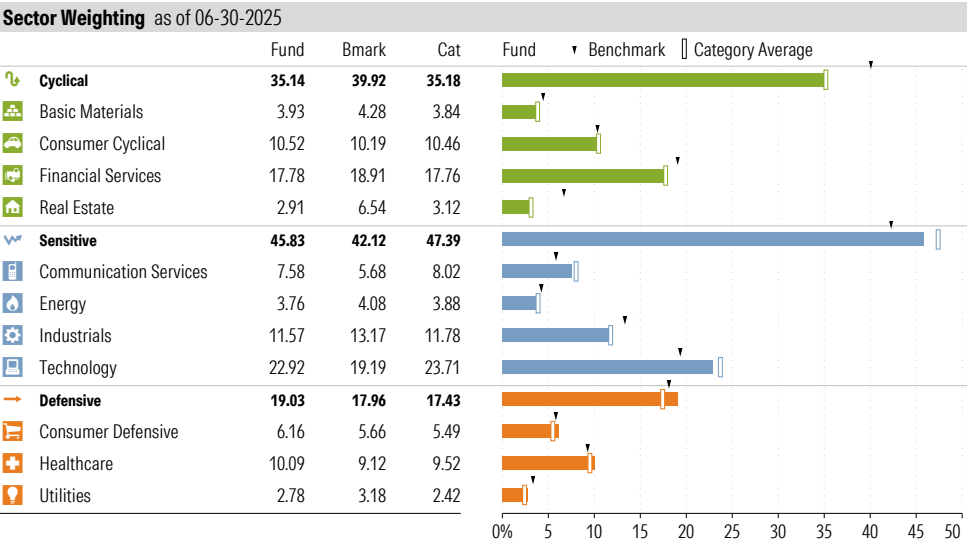
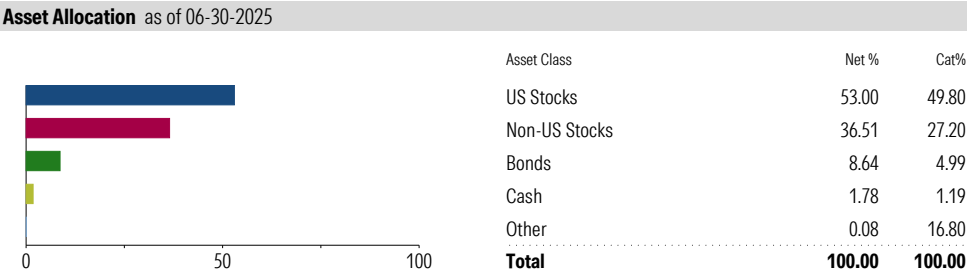
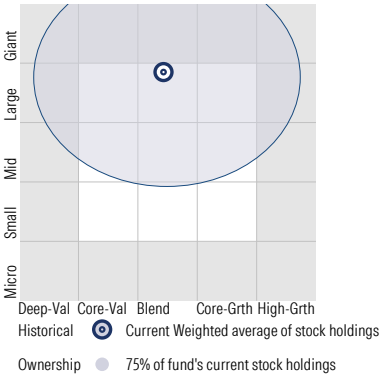
Vanguard Target Retirement 2060 Fund VTTSX

Morningstar Category
Target-Date 2060

Morningstar Index
Morningstar Mod Tgt Risk TR USD

Style Analysis as of 06-30-2025

Morningstar Style Box™



Top 6 Holdings as of 06-30-2025

Name	Maturity Date	% Net Asset	Cumulative %	YTD Return %	Morningstar Sector
⊕ Vanguard Total Stock Mkt Idx Instl Pls	-	53.38	53.38	-	-
⊕ Vanguard Total Intl Stock Index Inv	-	37.33	90.71	-	-
⊕ Vanguard Total Bond Market II Idx Inv	-	5.97	96.68	-	-
⊕ Vanguard Total Intl Bd II Idx Instl	-	2.74	99.42	-	-
⊕ Mktliq 12/31/2049	-	0.57	99.99	-	-
⊕ Us Dollar	-	0.01	100.00	-	-

Total Holdings 6

⊕ Increase ⊖ Decrease ✱ New to Portfolio

Vanguard Target Retirement 2065 Fund VLXVX

Morningstar Category
Target-Date 2065+
Morningstar Index
Morningstar Mod Tgt Risk TR USD

Portfolio Manager(s)

Walter Nejman since 07-2017
Aur lie Denis since 02-2023
Michael Roach since 02-2023
Roger Aliaga-Diaz since 02-2023

Quantitative Screens

- Performance: The fund has finished in the Target-Date 2065+ category's top three quartiles in 5 of the 7 years it's been in existence.
- Management: The fund's management has been in place for 7.97 years.
- Style: The fund has landed in its primary style box — Large Blend — 100 % of the time over the past three years.
- Net Expense: The fund's expense ratio of 0.08 is 85.96% lower than the Target-Date 2065+ category average.

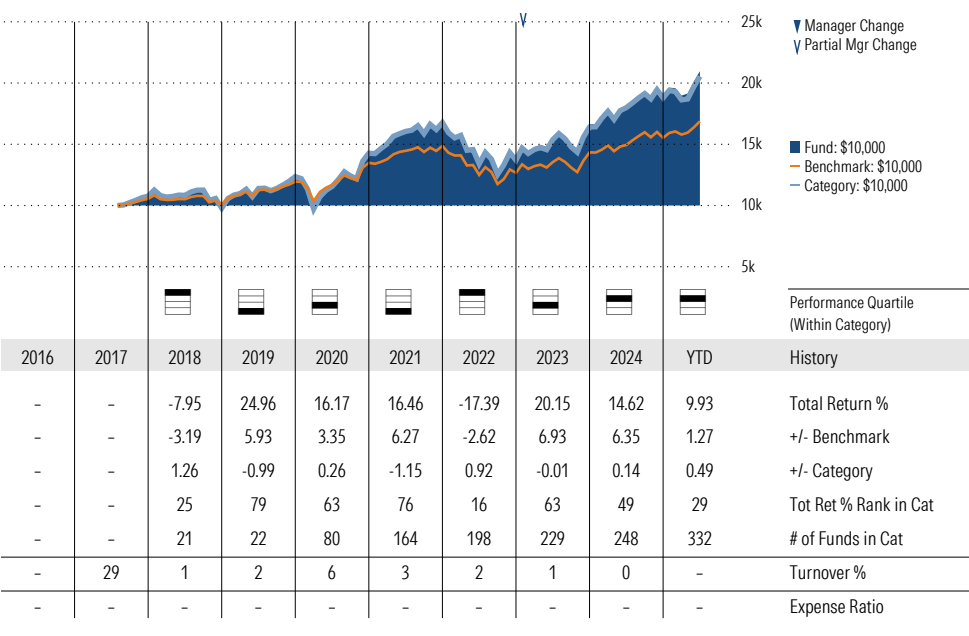
Morningstar Investment Management LLC Analysis

This fund passes all of Morningstar Investment Management's quantitative screens. Morningstar Investment Management has also assessed the fund from a qualitative perspective and, as a fiduciary, is comfortable recommending the fund's use in retirement plans.

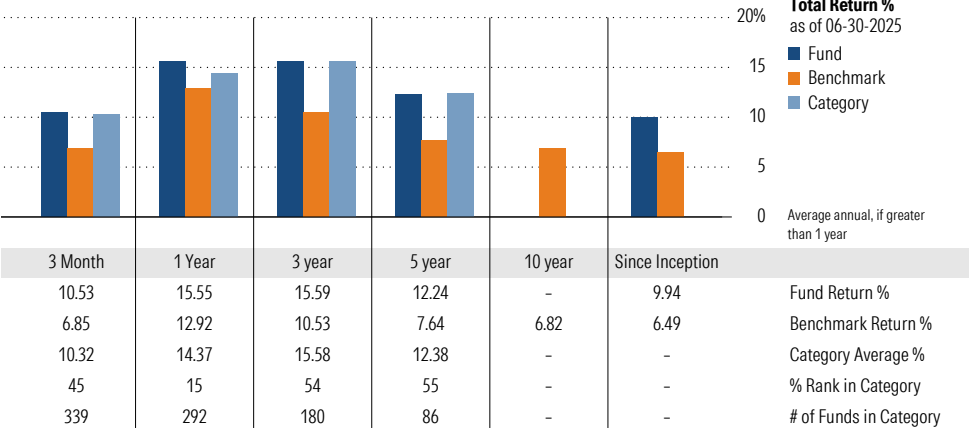
ESG Metrics

Metric	Rating	Updated
Sustainability Rating	3	05-31-2025
Carbon Risk Score	Low Risk	12-31-2022
ESG Commitment	1-Low	02-15-2022

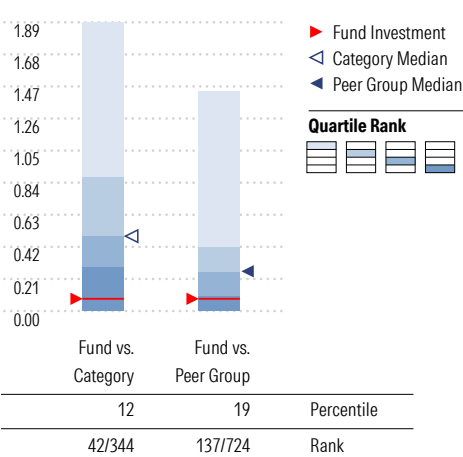
Growth of \$10,000



Trailing Performance



Net Expense



Peer group is a subset of the category and includes funds with the same management style (active vs. passive) and similar share class characteristics.

3-Year Risk Metrics

	Fund	Bmark	Cat
Alpha	2.64	-	2.71
Beta	1.21	-	1.24
R-Squared	96.26	-	93.78
Standard Deviation	14.09	11.45	15.09
Sharpe Ratio	0.76	0.52	0.74
Tracking Error	3.61	-	4.95
Information Ratio	1.40	-	1.14
Up Capture Ratio	129.09	-	132.11
Down Capture Ratio	115.19	-	118.62

Portfolio Metrics

	Fund	Bmark	Cat
Price/Earnings Ratio	20.02	20.19	21.45
Price/Book Ratio	2.62	2.52	2.79
Avg Eff Duration	6.18	-	8.29

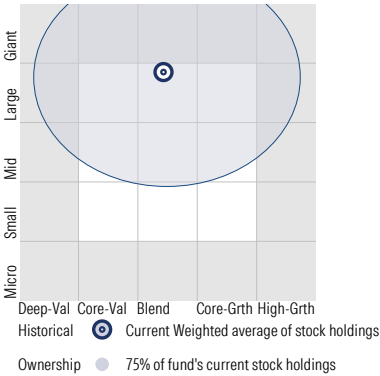
Vanguard Target Retirement 2065 Fund VLXVX

Morningstar Category
Target-Date 2065+

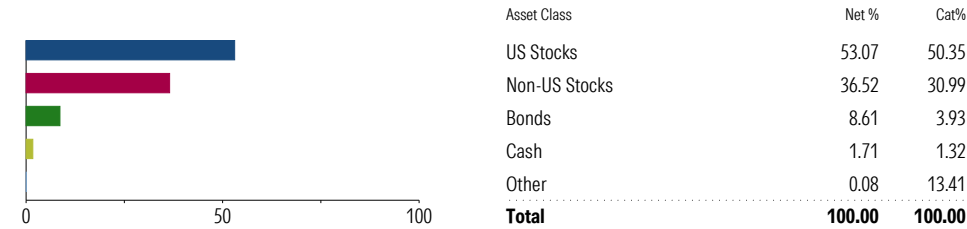
Morningstar Index
Morningstar Mod Tgt Risk TR USD

Style Analysis as of 06-30-2025

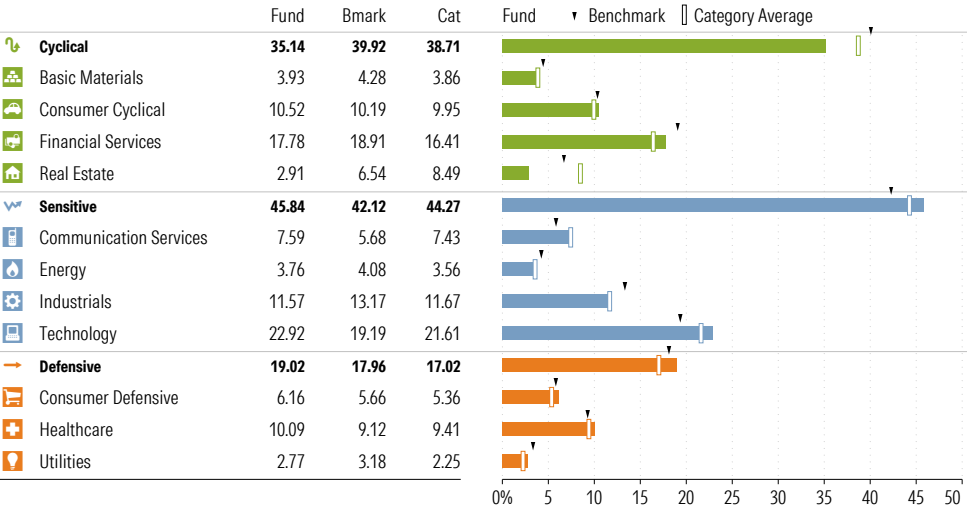
Morningstar Style Box™



Asset Allocation as of 06-30-2025



Sector Weighting as of 06-30-2025



Top 6 Holdings as of 06-30-2025

Name	Maturity Date	% Net Asset	Cumulative %	YTD Return %	Morningstar Sector
⊕ Vanguard Total Stock Mkt Idx Instl Pls	-	53.46	53.46	-	-
⊕ Vanguard Total Intl Stock Index Inv	-	37.35	90.81	-	-
⊕ Vanguard Total Bond Market II Idx Inv	-	5.97	96.78	-	-
⊕ Vanguard Total Intl Bd II Idx Instl	-	2.70	99.48	-	-
⊕ Mktliq 12/31/2049	-	0.52	100.00	-	-
⊕ Us Dollar	-	0.00	100.00	-	-

Total Holdings 6

⊕ Increase ⊖ Decrease ✱ New to Portfolio

Vanguard Target Retirement 2070 Fund VSVNX

Morningstar Category
Target-Date 2065+
Morningstar Index
Morningstar Mod Tgt Risk TR USD

Portfolio Manager(s)

Walter Nejman since 06-2022
Aur lie Denis since 02-2023
Michael Roach since 02-2023
Roger Aliaga-Diaz since 02-2023

Quantitative Screens

The Performance screen is not applicable for funds with less than three years of data.

- Management: The fund's management has been in place for 3.01 years.
- Style: The fund has landed in its primary style box — Large Blend — 100 % of the time over the past three years.
- Net Expense: The fund's expense ratio of 0.08 is 85.96% lower than the Target-Date 2065+ category average.

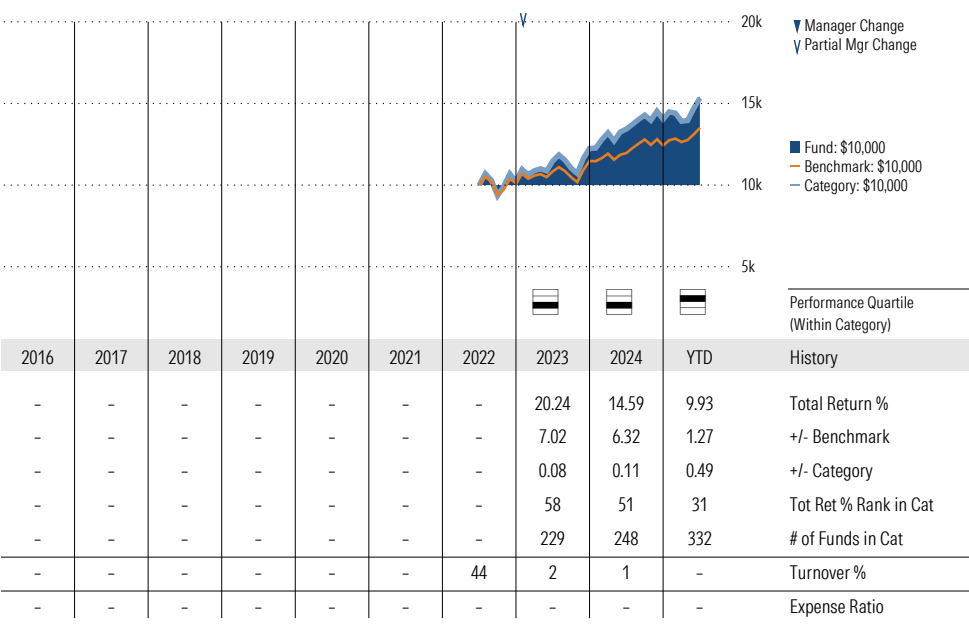
Morningstar Investment Management LLC Analysis

This fund fails the manager tenure screen due to a limited history for this target-date vintage.

ESG Metrics

Metric	Rating	Updated
Sustainability Rating	3	05-31-2025
Carbon Risk Score	Low Risk	12-31-2022

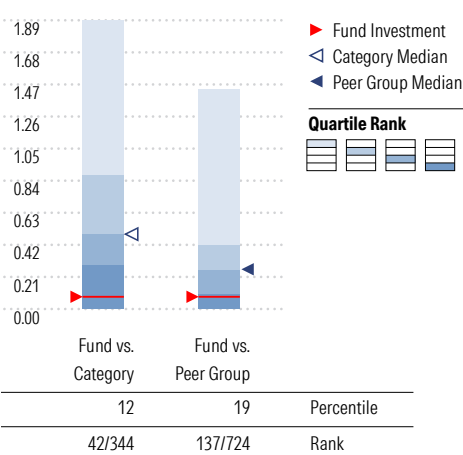
Growth of \$10,000



Trailing Performance



Net Expense



Peer group is a subset of the category and includes funds with the same management style (active vs. passive) and similar share class characteristics.

3-Year Risk Metrics

	Fund	Bmark	Cat
Alpha	2.66	-	2.71
Beta	1.21	-	1.24
R-Squared	96.18	-	93.78
Standard Deviation	14.10	11.45	15.09
Sharpe Ratio	0.77	0.52	0.74
Tracking Error	3.64	-	4.95
Information Ratio	1.40	-	1.14
Up Capture Ratio	129.24	-	132.11
Down Capture Ratio	115.28	-	118.62

Portfolio Metrics

	Fund	Bmark	Cat
Price/Earnings Ratio	20.04	20.19	21.45
Price/Book Ratio	2.62	2.52	2.79
Avg Eff Duration	6.16	-	8.29

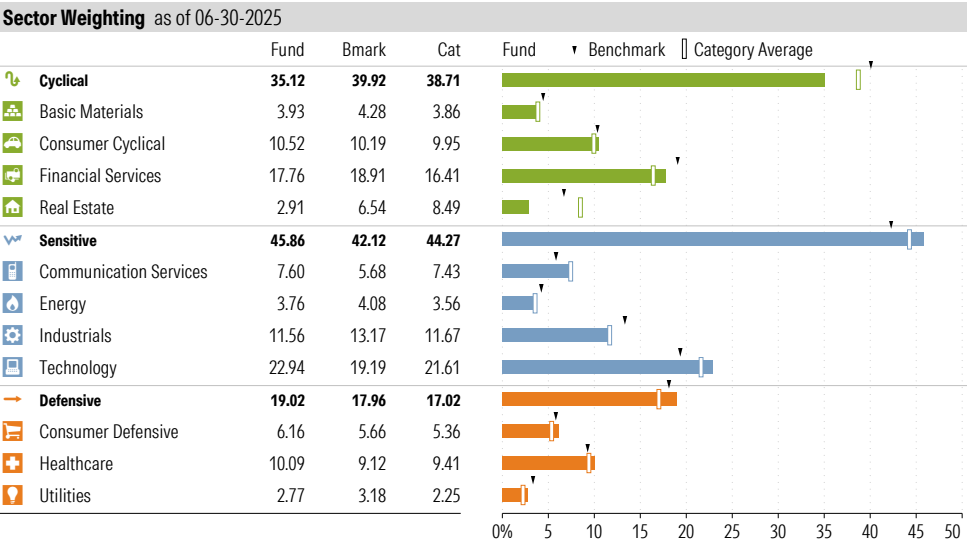
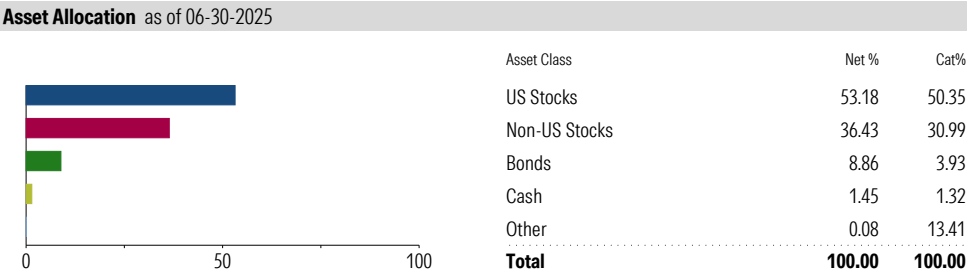
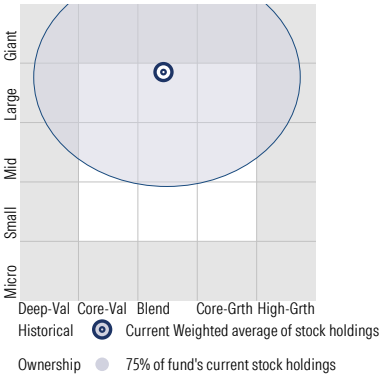
Vanguard Target Retirement 2070 Fund VSVNX

Morningstar Category
Target-Date 2065+

Morningstar Index
Morningstar Mod Tgt Risk TR USD

Style Analysis as of 06-30-2025

Morningstar Style Box™



Top 6 Holdings as of 06-30-2025

Name	Maturity Date	% Net Asset	Cumulative %	YTD Return %	Morningstar Sector
⊕ Vanguard Total Stock Mkt Idx Instl Pls	-	53.57	53.57	-	-
⊕ Vanguard Total Intl Stock Index Inv	-	37.26	90.83	-	-
⊕ Vanguard Total Bond Market II Idx Inv	-	6.23	97.06	-	-
⊕ Vanguard Total Intl Bd II Idx Instl	-	2.68	99.74	-	-
⊕ Mktliq 12/31/2049	-	0.19	99.93	-	-
⊕ Us Dollar	-	0.07	100.00	-	-

Total Holdings 6

⊕ Increase ⊖ Decrease ✱ New to Portfolio

Vanguard Target Retirement Income Fund VTINX

Morningstar Category
Target-Date Retirement

Morningstar Index
Morningstar Lifetime Mod Incm TR USD

Portfolio Manager(s)

Walter Nejman since 02-2013
Aur lie Denis since 02-2023
Michael Roach since 02-2023
Roger Aliaga-Diaz since 02-2023

Quantitative Screens

- Performance: The fund has finished in the Target-Date Retirement category's top three quartiles in 10 of the 10 years it's been in existence.
- Management: The fund's management has been in place for 12.36 years.
- Style: The fund has landed in its primary style box — Large Blend — 100 % of the time over the past three years.
- Net Expense: The fund's expense ratio of 0.08 is 84.91% lower than the Target-Date Retirement category average.

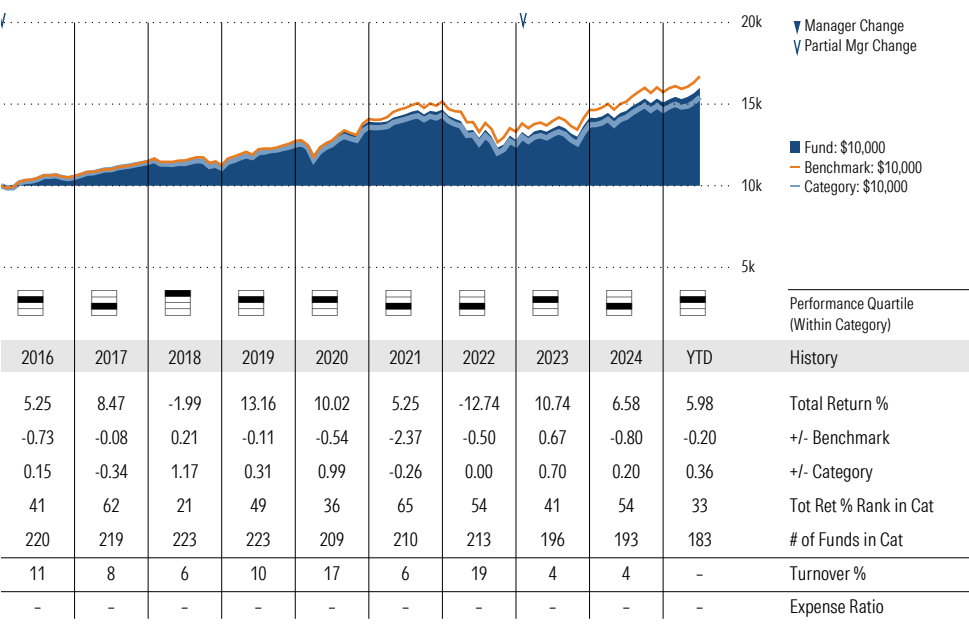
Morningstar Investment Management LLC Analysis

This fund passes all of Morningstar Investment Management's quantitative screens. Morningstar Investment Management has also assessed the fund from a qualitative perspective and, as a fiduciary, is comfortable recommending the fund's use in retirement plans.

ESG Metrics

Metric	Rating	Updated
Sustainability Rating	4	05-31-2025
ESG Commitment	1-Low	02-15-2022

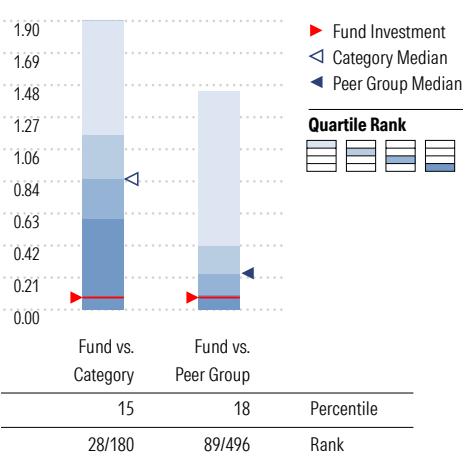
Growth of \$10,000



Trailing Performance



Net Expense



Peer group is a subset of the category and includes funds with the same management style (active vs. passive) and similar share class characteristics.

3-Year Risk Metrics

	Fund	Bmark	Cat
Alpha	-0.15	-	-0.59
Beta	0.95	-	0.99
R-Squared	98.52	-	97.12
Standard Deviation	7.99	8.34	8.40
Sharpe Ratio	0.33	0.38	0.30
Tracking Error	1.06	-	1.57
Information Ratio	-0.53	-	-0.44
Up Capture Ratio	94.55	-	96.93
Down Capture Ratio	95.82	-	101.51

Portfolio Metrics

	Fund	Bmark	Cat
Price/Earnings Ratio	20.08	22.18	21.75
Price/Book Ratio	2.63	3.06	2.84
Avg Eff Duration	5.32	-	4.96

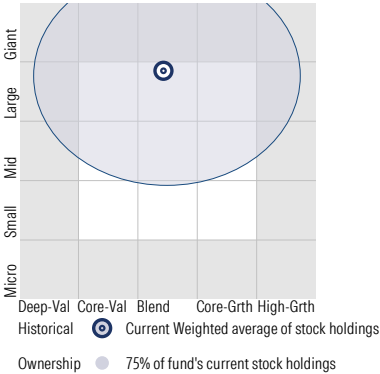
Vanguard Target Retirement Income Fund VTINX

Morningstar Category
Target-Date Retirement

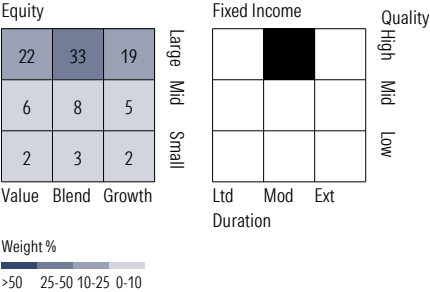
Morningstar Index
Morningstar Lifetime Mod Incm TR USD

Style Analysis as of 06-30-2025

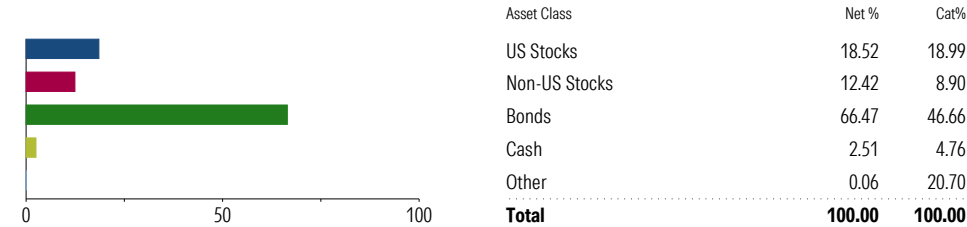
Morningstar Style Box™



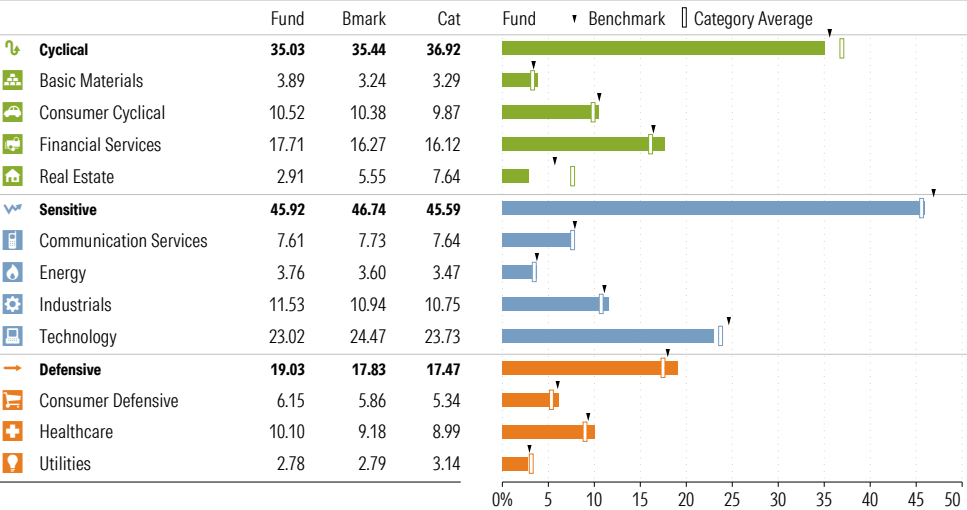
Style Breakdown



Asset Allocation as of 06-30-2025



Sector Weighting as of 06-30-2025



Top 7 Holdings as of 06-30-2025

Name	Maturity Date	% Net Asset	Cumulative %	YTD Return %	Morningstar Sector
⊖ Vanguard Total Bond Market II Idx Inv	-	35.72	35.72	-	-
⊖ Vanguard Total Stock Mkt Idx Instl Pls	-	18.66	54.38	-	-
⊖ Vanguard Shrt-Term Infl-Prot Sec Idx Adm	-	16.58	70.95	-	-
⊖ Vanguard Total Intl Bd II Idx Instl	-	15.75	86.70	-	-
⊖ Vanguard Total Intl Stock Index Inv	-	12.70	99.40	-	-
⊕ Mktliq 12/31/2049	-	0.58	99.98	-	-
⊕ Us Dollar	-	0.02	100.00	-	-

Total Holdings 7

⊕ Increase ⊖ Decrease ✱ New to Portfolio