

American Funds Intl Gr and Inc R6 RIGGX

Morningstar Category
Foreign Large Blend

Morningstar Index
MSCI ACWI Ex USA NR USD

Portfolio Manager(s)

Steven Watson since 10-2008
Andrew Suzman since 10-2008
Patrice Collette since 09-2010
Leo Hee since 07-2015
Michael Cohen since 07-2018
Lisa Thompson since 09-2018
Barbara Burtin since 09-2024
Bobby Chada since 09-2024

Quantitative Screens

- Performance: The fund has finished in the Foreign Large Blend category's top three quartiles in 9 of the 10 years it's been in existence.
- Management: The fund's management has been in place for 16.76 years.
- Style: The fund has landed in its primary style box — Large Blend — 100 % of the time over the past three years.
- Net Expense: The fund's expense ratio of 0.54 is 33.33% lower than the Foreign Large Blend category average.

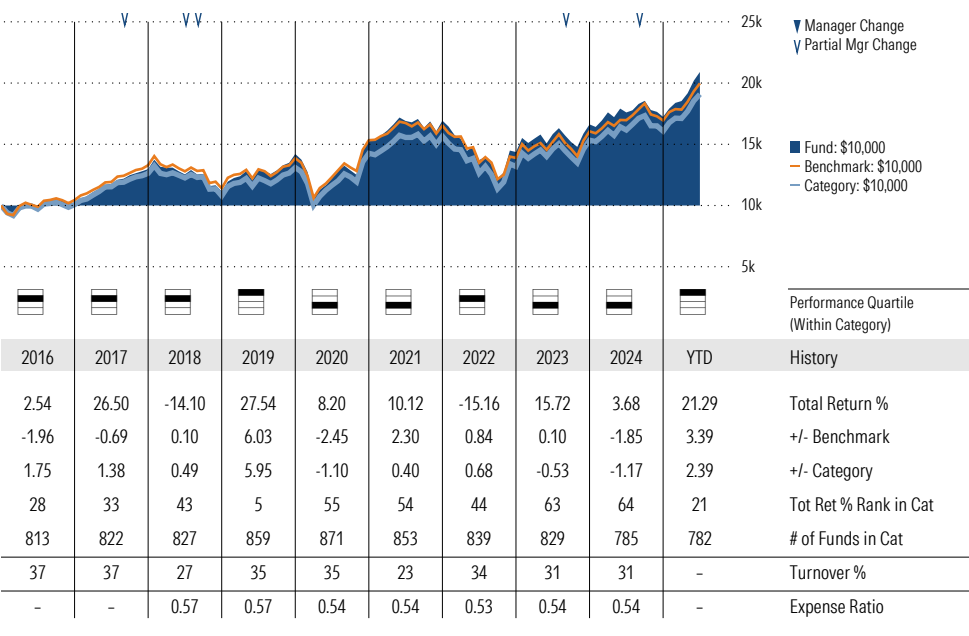
Morningstar Investment Management LLC Analysis

This fund passes all of Morningstar Investment Management's quantitative screens. Morningstar Investment Management has also assessed the fund from a qualitative perspective and, as a fiduciary, is comfortable recommending the fund's use in retirement plans.

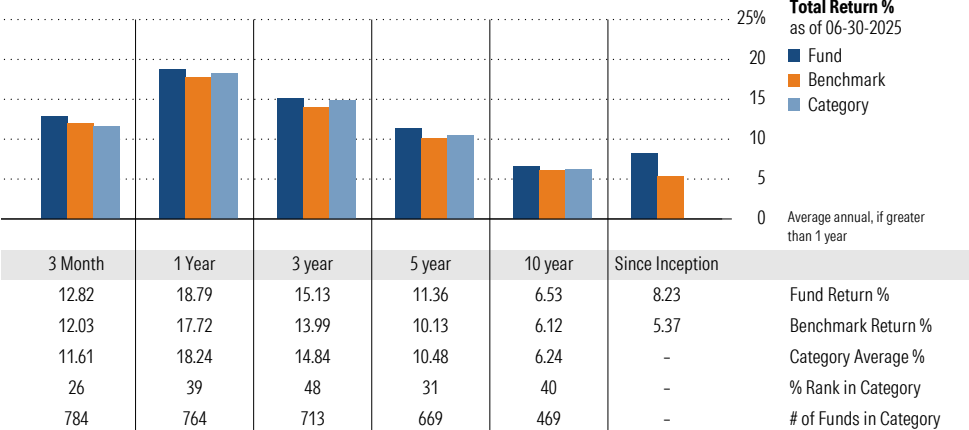
ESG Metrics

Metric	Rating	Updated
Sustainability Rating	3	05-31-2025
Carbon Risk Score	Low Risk	12-31-2022
ESG Commitment	1-Low	02-15-2022

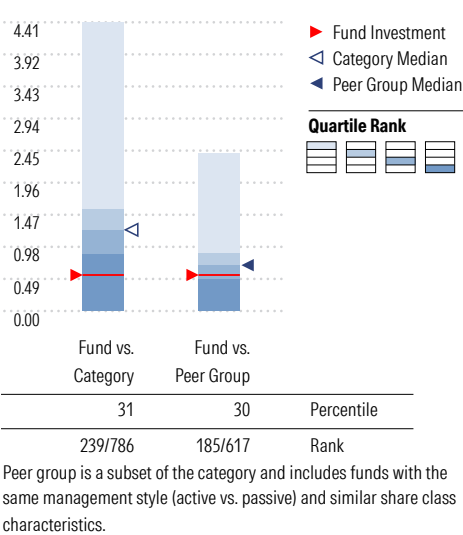
Growth of \$10,000



Trailing Performance



Net Expense



3-Year Risk Metrics

	Fund	Bmark	Cat
Alpha	1.25	-	0.55
Beta	0.98	-	1.02
R-Squared	94.88	-	92.02
Standard Deviation	15.10	14.96	15.88
Sharpe Ratio	0.69	0.63	0.65
Tracking Error	3.42	-	4.43
Information Ratio	0.33	-	0.19
Up Capture Ratio	102.03	-	105.71
Down Capture Ratio	97.11	-	105.97

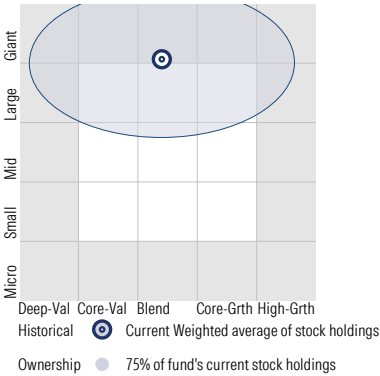
Portfolio Metrics

	Fund	Bmark	Cat
Price/Earnings Ratio	15.50	16.35	16.81
Price/Book Ratio	1.75	1.91	1.99
Geom Avg Mkt Cap \$B	53.24	57.95	65.68
ROE	17.71	17.20	18.02

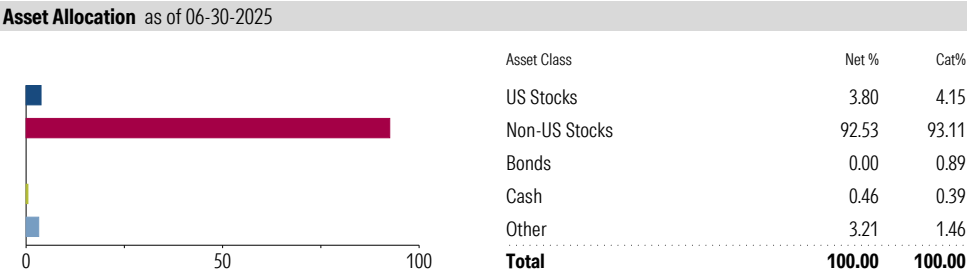
American Funds Intl Gr and Inc R6 RIGGX

Morningstar Category Foreign Large Blend
Morningstar Index MSCI ACWI Ex USA NR USD

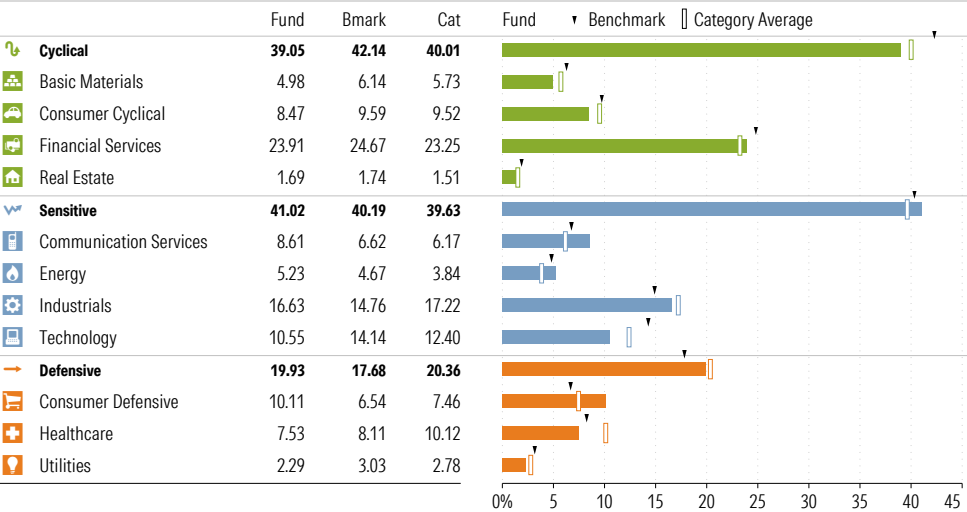
Style Analysis as of 06-30-2025
Morningstar Style Box™




Style Breakdown



Sector Weighting as of 06-30-2025



World Regions % Equity 06-30-2025



Top 10 Holdings as of 06-30-2025

Name	% Net Asset	Cumulative %	YTD Return %	Morningstar Sector
⊖ Taiwan Semiconductor Manufacturing Co Ltd	3.13	3.13	-	Technology
⊖ Capital Group Central Cash M	2.98	6.11	-	-
⊖ BAE Systems PLC	2.27	8.37	-	Industrials
⊖ TotalEnergies SE	2.05	10.42	-	Energy
⊕ Sanofi SA	2.03	12.45	-	Healthcare
⊕ AstraZeneca PLC	1.65	14.10	-	Healthcare
⊖ British American Tobacco PLC	1.56	15.66	-	Consumer Defensive
⊖ ASML Holding NV	1.45	17.11	-	Technology
⊕ UniCredit SpA	1.25	18.36	-	Financial Services
⊖ AXA SA	1.23	19.59	-	Financial Services

Total Holdings 271

⊕ Increase ⊖ Decrease ✨ New to Portfolio

Baird Aggregate Bond Inst

BAGIX

Morningstar Category
Intermediate Core Bond

Morningstar Index
Bloomberg US Agg Bond TR USD

Portfolio Manager(s)

M. Sharon deGuzman since 09-2000
Mary Ellen Stanek since 09-2000
Warren Pierson since 09-2000
Charles Groeschell since 09-2000
Meghan Dean since 05-2019
Jay Schwister since 05-2019
Jeffrey Schrom since 05-2019
Patrick Brown since 05-2021
Abhishek Pulakanti since 05-2022
Andrew O'Connell since 05-2022

Quantitative Screens

- Performance: The fund has finished in the Intermediate Core Bond category's top three quartiles in 10 of the 10 years it's been in existence.
- Management: The fund's management has been in place for 24.77 years.

Style Consistency is not calculated for Fixed Income funds.

- Net Expense: The fund's expense ratio of 0.3 is 40% lower than the Intermediate Core Bond category average.

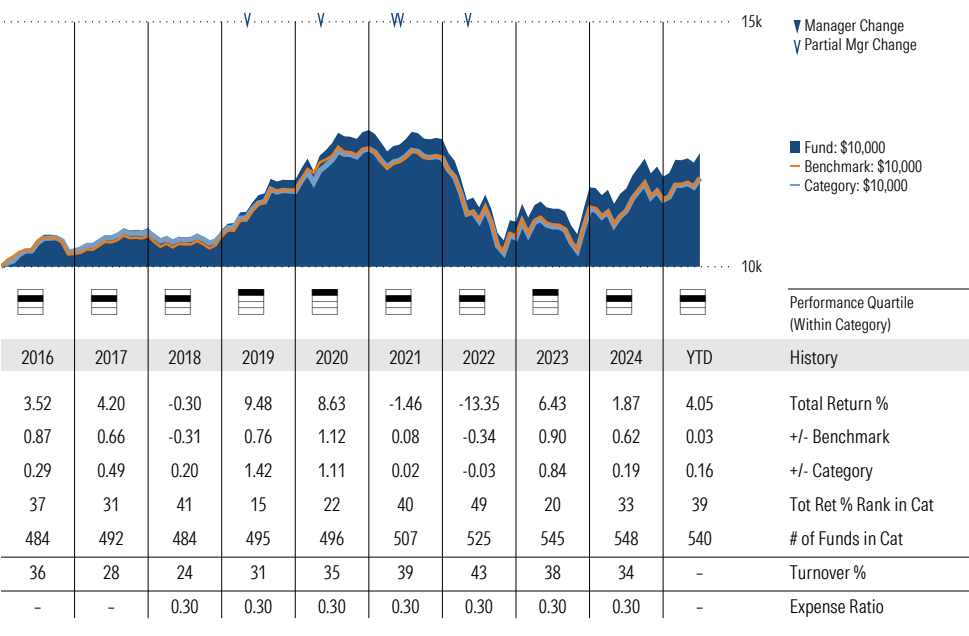
Morningstar Investment Management LLC Analysis

This fund passes all of Morningstar Investment Management's quantitative screens. Morningstar Investment Management has also assessed the fund from a qualitative perspective and, as a fiduciary, is comfortable recommending the fund's use in retirement plans.

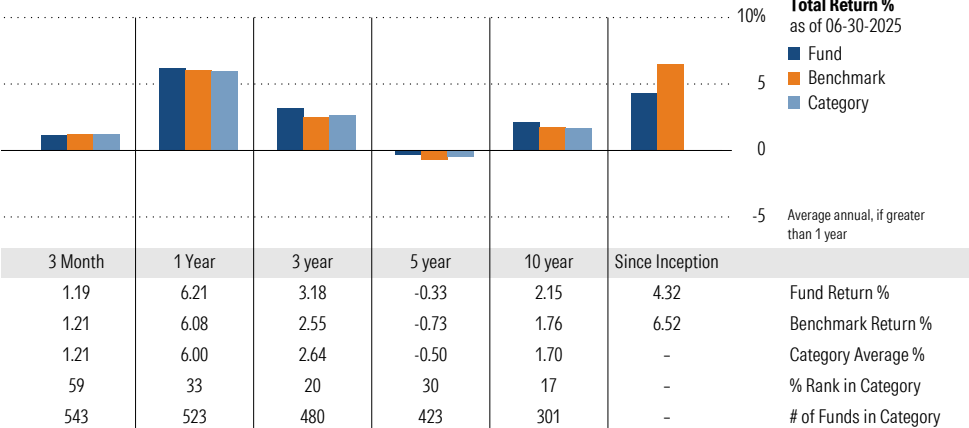
ESG Metrics

Metric	Rating	Updated
Sustainability Rating	4	05-31-2025
ESG Commitment	1-Low	02-15-2022

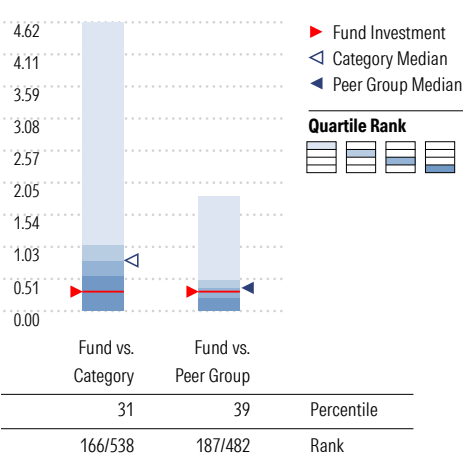
Growth of \$10,000



Trailing Performance



Net Expense



Peer group is a subset of the category and includes funds with the same management style (active vs. passive) and similar share class characteristics.

3-Year Risk Metrics

	Fund	Bmark	Cat
Alpha	0.60	-	0.08
Beta	1.01	-	0.98
R-Squared	99.70	-	98.46
Standard Deviation	7.36	7.30	7.25
Sharpe Ratio	-0.19	-0.28	-0.27
Tracking Error	0.41	-	0.84
Information Ratio	1.55	-	-0.03
Up Capture Ratio	102.44	-	98.39
Down Capture Ratio	96.29	-	97.58

Portfolio Metrics

	Fund	Bmark	Cat
Avg Eff Duration	6.09	4.43	5.70
Avg Eff Maturity	8.13	-	8.66

Baird Aggregate Bond Inst BAGIX

Morningstar Category
Intermediate Core Bond

Morningstar Index
Bloomberg US Agg Bond TR USD

Style Analysis as of 06-30-2025

Style Breakdown

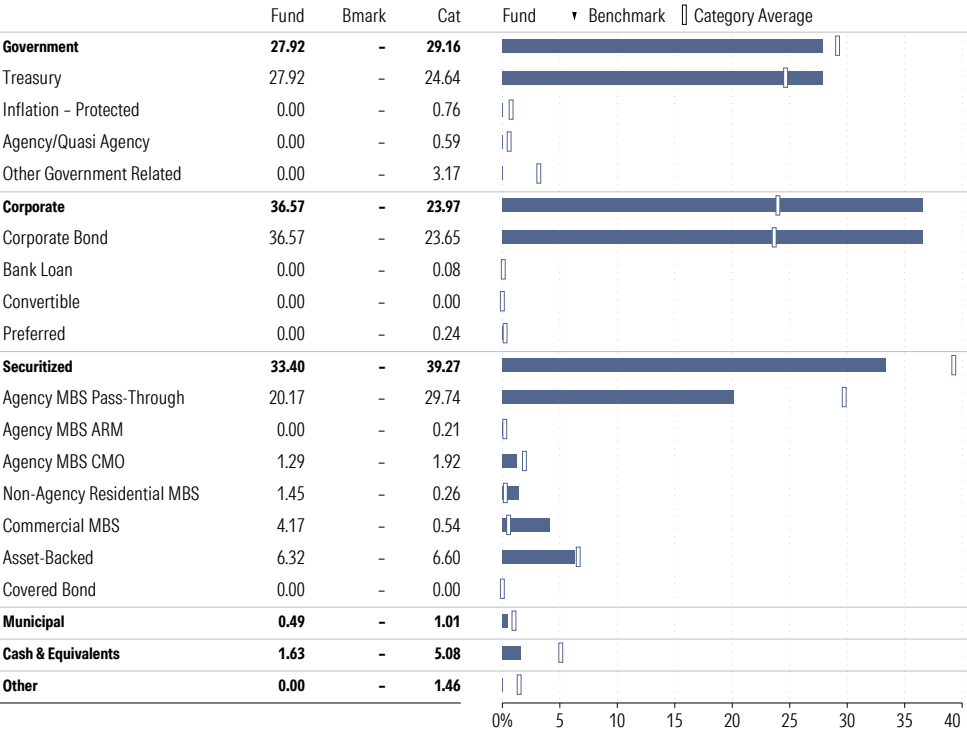


Asset Allocation as of 06-30-2025



Credit Rating Breakdown	Fund	Bmark	Cat
AAA	62.90	3.53	16.42
AA	3.20	74.59	47.36
A	13.00	10.82	22.38
BBB	20.70	8.32	11.54
BB	0.20	0.28	0.68
B	0.00	0.00	0.29
Below B	0.00	0.00	0.07
Not Rated	0.00	2.46	1.25

Sector Weighting as of 06-30-2025



Top 10 Holdings as of 06-30-2025

Name	Maturity Date	% Net Asset	Cumulative %	Fixed Income Sector
United States Treasury Notes 4.25%	01-2028	2.56	2.56	-
⊕ United States Treasury Notes 1.88%	02-2032	1.69	4.24	-
United States Treasury Bonds 3.88%	05-2043	1.63	5.87	-
⊖ First American Government Obligs U	02-2030	1.57	7.44	-
United States Treasury Bonds 2.88%	05-2043	1.53	8.97	-
United States Treasury Bonds 2.38%	02-2042	1.49	10.46	-
United States Treasury Bonds 3.38%	08-2042	1.32	11.79	-
⊖ United States Treasury Bonds 2.88%	05-2052	1.31	13.09	-
United States Treasury Notes 3.88%	11-2027	1.29	14.39	-
United States Treasury Notes 2.38%	03-2029	1.17	15.56	-

Total Holdings 1931

⊕ Increase ⊖ Decrease ✱ New to Portfolio

BlackRock Global Allocation Instl MALOX

Morningstar Category
Global Moderate Allocation

Morningstar Index
Morningstar Mod Tgt Risk TR USD

Portfolio Manager(s)

Russ Koesterich since 01-2017
Rick Rieder since 04-2019

Quantitative Screens

- ✓ Performance: The fund has finished in the Global Moderate Allocation category's top three quartiles in 8 of the 10 years it's been in existence.
- ✓ Management: The fund's management has been in place for 8.5 years.
- ✗ Style: The fund has landed in its primary style box — Large Blend — 60.87 % of the time over the past three years.
- ✓ Net Expense: The fund's expense ratio of 0.85 is 15% lower than the Global Moderate Allocation category average.

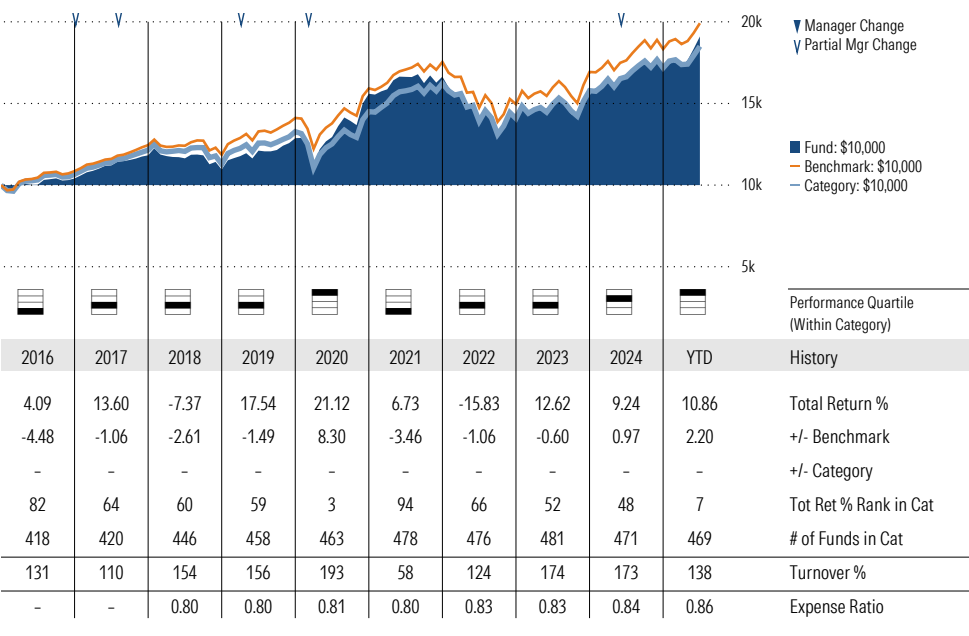
Morningstar Investment Management LLC Analysis

This allocation fund fails the style consistency screen because the equity portion of the fund can move within the Stylebox at times. This is not surprising, given that part of the equity bucket is dedicated to a thematic sleeve, that can lead to different parts of the stock market depending on which themes are in play. But, as a broad, global allocation fund, we are not concerned with this screen failure.

ESG Metrics

Metric	Rating	Updated
Sustainability Rating	3	05-31-2025
Carbon Risk Score	Low Risk	09-30-2022

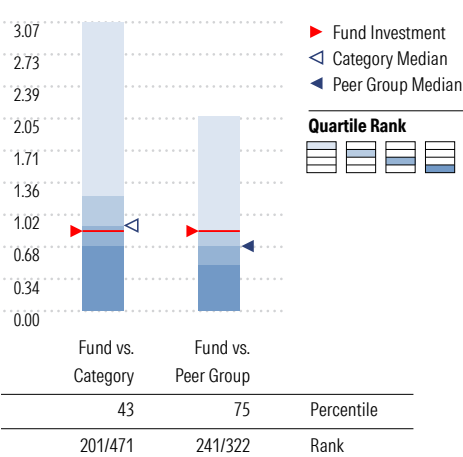
Growth of \$10,000



Trailing Performance



Net Expense



Peer group is a subset of the category and includes funds with the same management style (active vs. passive) and similar share class characteristics.

3-Year Risk Metrics

	Fund	Bmark	Cat
Alpha	0.87	-	0.16
Beta	0.96	-	0.94
R-Squared	95.26	-	93.16
Standard Deviation	11.31	11.45	11.19
Sharpe Ratio	0.57	0.52	0.49
Tracking Error	2.50	-	2.87
Information Ratio	0.22	-	-0.12
Up Capture Ratio	101.96	-	95.62
Down Capture Ratio	99.46	-	95.59

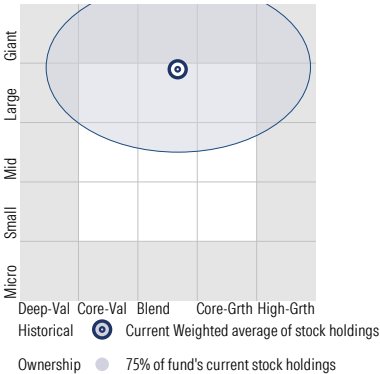
Portfolio Metrics

	Fund	Bmark	Cat
Price/Earnings Ratio	21.07	20.19	20.72
Price/Book Ratio	3.10	2.52	2.67
Avg Eff Duration	6.65	-	5.04

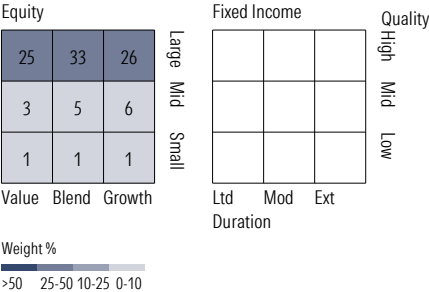
BlackRock Global Allocation Instl MALOX

Morningstar Category Global Moderate Allocation Morningstar Index Morningstar Mod Tgt Risk TR USD

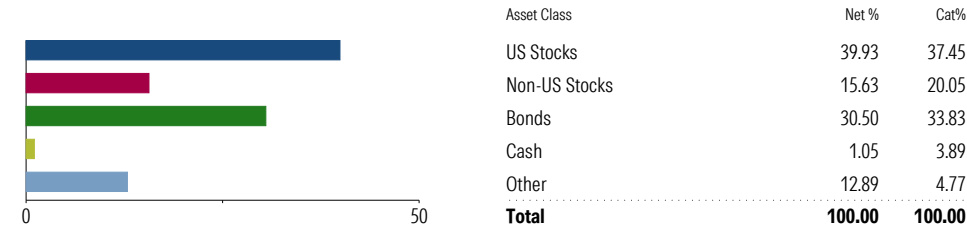
Style Analysis as of 06-30-2025 Morningstar Style Box™



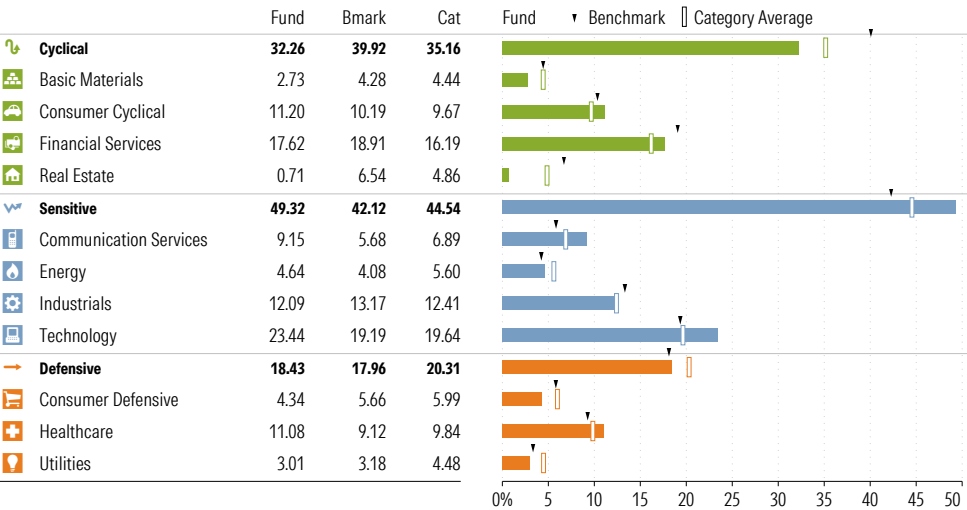
Style Breakdown



Asset Allocation as of 06-30-2025



Sector Weighting as of 06-30-2025



Top 10 Holdings as of 06-30-2025

Name	Maturity Date	% Net Asset	Cumulative %	YTD Return %	Morningstar Sector
⊕ JPY/USD Purchased	06-2025	5.86	5.86	-	-
⊖ JPY/USD Purchased	06-2025	5.67	11.53	-	-
⊖ E-mini Nasdaq 100 Future June 25	06-2025	4.25	15.78	-	-
⊕ 1Y Rtr 3.500000 22-Apr-2026 1	-	4.16	19.93	-	-
⊕ USD CASH(Committed)	05-2025	3.16	23.09	-	-
⊖ 1Y Rtr 3.100000 22-Apr-2026 1	-	3.03	26.12	-	-
✱ Cash Offset	-	2.94	29.06	-	-
⊕ CHF/USD Purchased	06-2025	2.64	31.70	-	-
⊖ CHF/USD Purchased	06-2025	2.47	34.16	-	-
⊕ SPDR® Gold Shares	-	2.31	36.47	-	-

Total Holdings 3255

⊕ Increase ⊖ Decrease ✱ New to Portfolio

BlackRock Inflation Protected Bond Instl BPRIX

Morningstar Category
Inflation-Protected Bond

Morningstar Index
Bloomberg US Treasury US TIPS TR USD

Portfolio Manager(s)

David Rogal since 03-2018
Harrison Segall since 02-2024
Johan Sjogren since 02-2024

Quantitative Screens

- Performance: The fund has finished in the Inflation-Protected Bond category's top three quartiles in 10 of the 10 years it's been in existence.
- Management: The fund's management has been in place for 7.3 years.

Style Consistency is not calculated for Fixed Income funds.

Net Expense: The fund's expense ratio of 1.09 is 60.29% higher than the Inflation-Protected Bond category average.

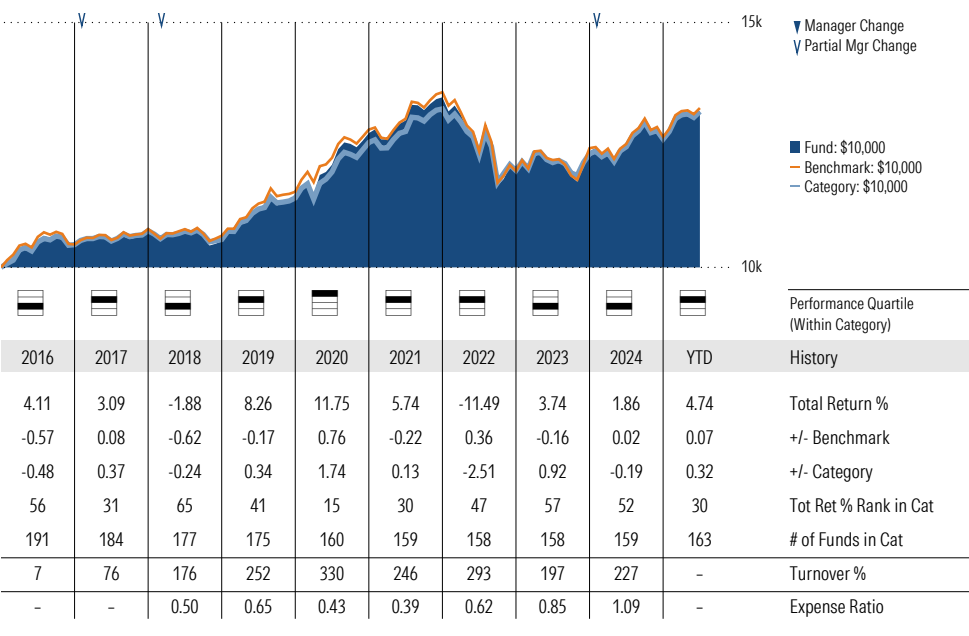
Morningstar Investment Management LLC Analysis

This fund fails our expense screen with fees that are higher than the broad category average. Plan costs are sometimes wrapped into fund fees, but because costs are predictive of a fund's future relative performance, we would still like to see lower overall expenses here.

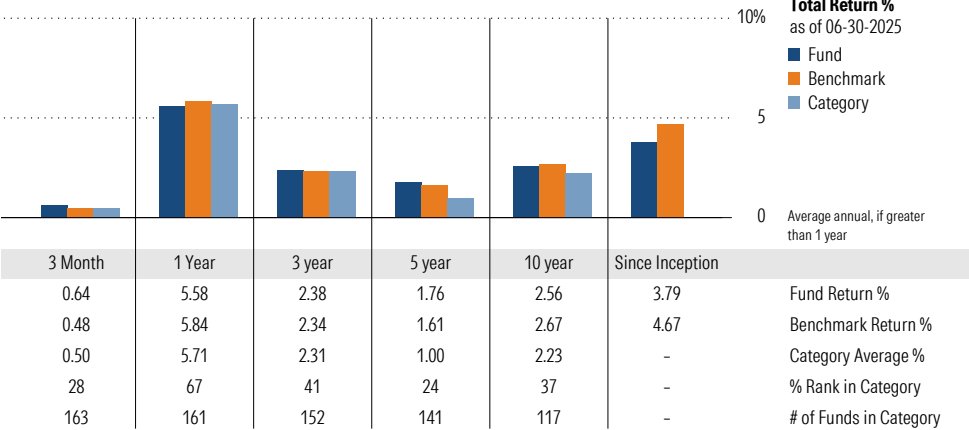
ESG Metrics

Metric	Rating	Updated
Sustainability Rating	3	05-31-2025

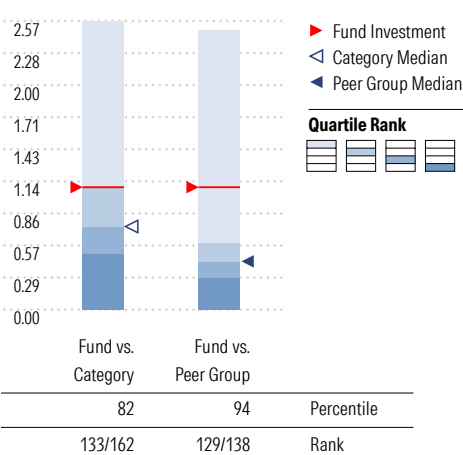
Growth of \$10,000



Trailing Performance



Net Expense



Peer group is a subset of the category and includes funds with the same management style (active vs. passive) and similar share class characteristics.

3-Year Risk Metrics

	Fund	Bmark	Cat
Alpha	0.00	-	-0.08
Beta	1.02	-	0.99
R-Squared	99.37	-	95.94
Standard Deviation	7.01	6.85	7.46
Sharpe Ratio	-0.31	-0.33	-0.34
Tracking Error	0.57	-	1.65
Information Ratio	0.07	-	-0.37
Up Capture Ratio	101.23	-	99.05
Down Capture Ratio	101.05	-	100.53

Portfolio Metrics

	Fund	Bmark	Cat
Avg Eff Duration	6.41	4.52	5.95
Avg Eff Maturity	-	-	6.74

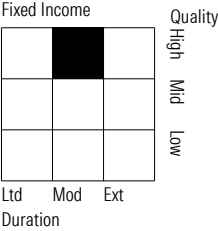
BlackRock Inflation Protected Bond Instl BPRIX

Morningstar Category
Inflation-Protected Bond

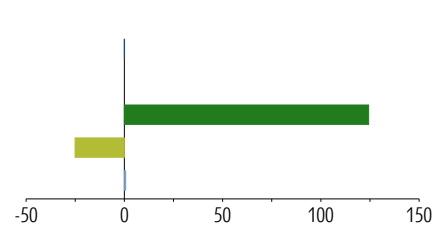
Morningstar Index
Bloomberg US Treasury US TIPS TR USD

Style Analysis as of 06-30-2025

Style Breakdown



Asset Allocation as of 06-30-2025

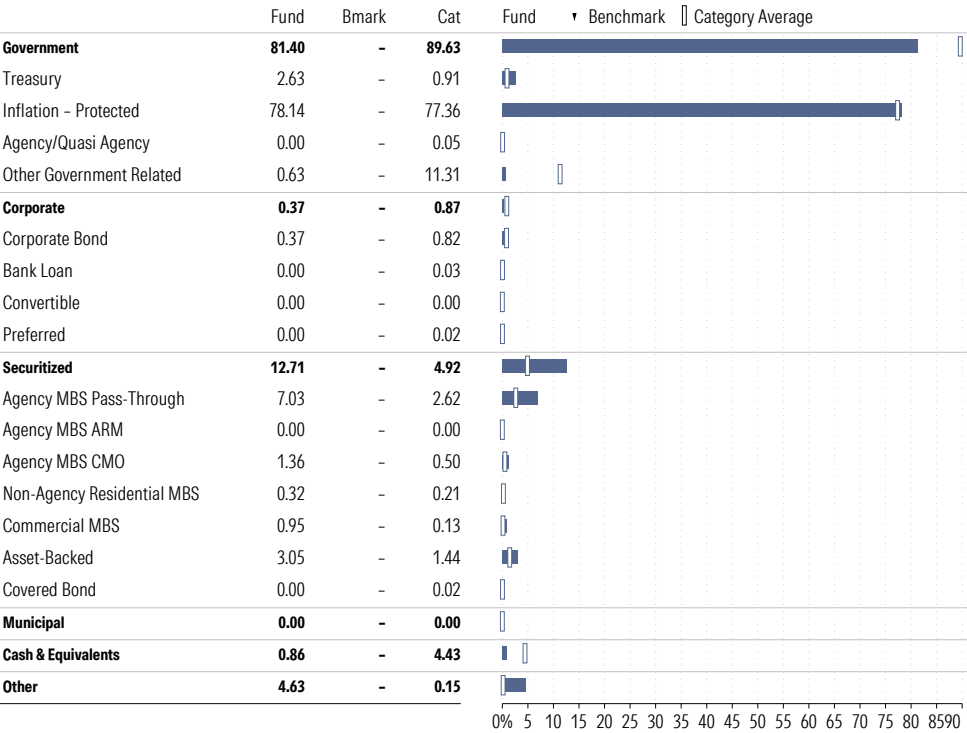


Asset Class	Net %	Cat%
US Stocks	0.10	0.24
Non-US Stocks	0.00	0.00
Bonds	124.31	108.21
Cash	-25.09	-7.08
Other	0.68	-1.37
Total	100.00	100.00

Credit Rating Breakdown

	Fund	Bmark	Cat
AAA	2.48	0.00	15.23
AA	93.00	99.60	80.62
A	0.65	0.00	0.49
BBB	0.48	0.00	0.74
BB	0.39	0.00	0.16
B	0.07	0.00	0.08
Below B	0.00	0.00	0.07
Not Rated	2.93	0.40	2.61

Sector Weighting as of 06-30-2025



Top 10 Holdings as of 06-30-2025

Name	Maturity Date	% Net Asset	Cumulative %	Fixed Income Sector
⊖ USD CASH(Alpha Committed)	06-2025	8.74	8.74	-
⊕ United States Treasury Notes	10-2029	4.58	13.32	-
⊕ Federal National Mortgage Association	06-2025	4.44	17.77	-
⊕ United States Treasury Notes	01-2035	4.32	22.08	-
⊖ RRP TREASURY (CPI) NOTE 1.625 15-O USBI	06-2025	3.94	26.03	-
⊖ United States Treasury Notes	07-2034	3.84	29.87	-
⊖ United States Treasury Notes	01-2034	3.74	33.60	-
⊖ RRP TREASURY (CPI) NOTE 1.875 15-J HSSUS	06-2025	3.73	37.33	-
⊖ United States Treasury Notes	07-2032	3.52	40.86	-
⊖ United States Treasury Notes	07-2033	3.44	44.30	-

Total Holdings 338

⊕ Increase ⊖ Decrease ✱ New to Portfolio

Federated Hermes Govt Ultrashort IS FGUSX

Morningstar Category
Ultrashort Bond

Morningstar Index
Bloomberg US Agg Bond TR USD

Portfolio Manager(s)

Susan Hill since 07-1997
Liam O'Connell since 11-2010

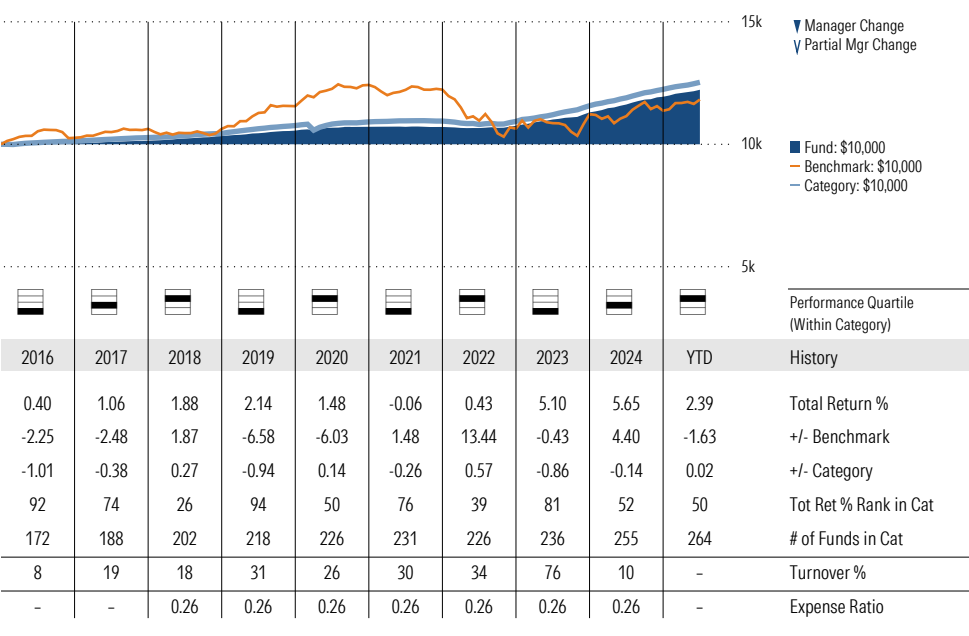
Quantitative Screens

- ✗ Performance: The fund has finished in the Ultrashort Bond category's top three quartiles in 6 of the 10 years it's been in existence.
- ✔ Management: The fund's management has been in place for 27.99 years.
- Style Consistency is not calculated for Fixed Income funds.
- ✔ Net Expense: The fund's expense ratio of 0.26 is 35% lower than the Ultrashort Bond category average.

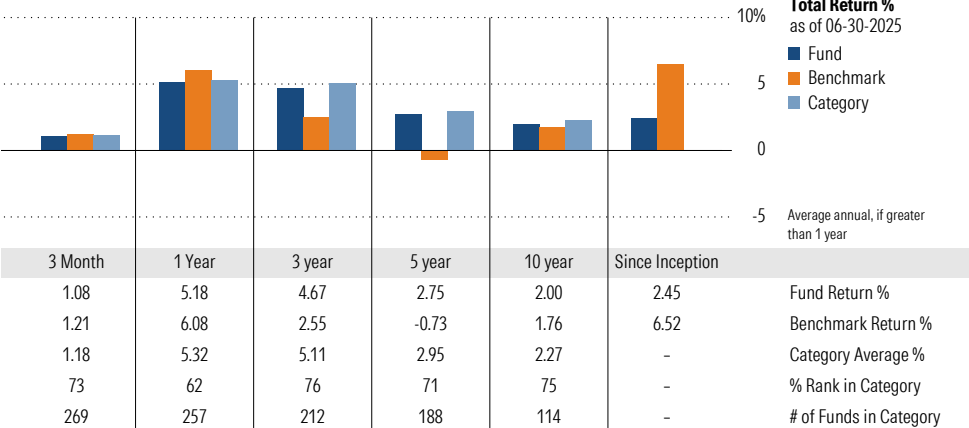
Morningstar Investment Management LLC Analysis

This fund fails our performance consistency screen. Its relative performance versus typical peers in the ultrashort bond category has struggled, partly due to its strict adherence to investing in government securities, which have lagged credit instruments. We believe those results are consistent with the strategy and do not merit putting the fund on watch at this time.

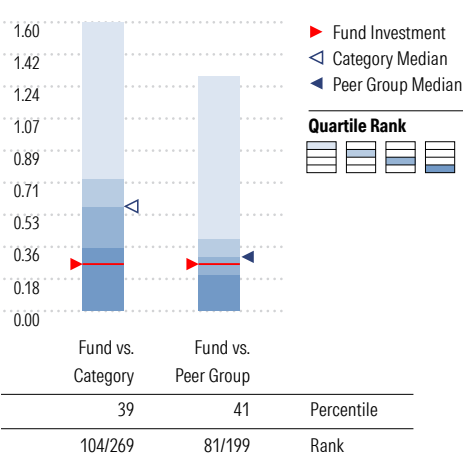
Growth of \$10,000



Trailing Performance



Net Expense



Peer group is a subset of the category and includes funds with the same management style (active vs. passive) and similar share class characteristics.

3-Year Risk Metrics

	Fund	Bmark	Cat
Alpha	4.36	-	4.80
Beta	0.08	-	0.07
R-Squared	57.90	-	37.33
Standard Deviation	0.75	7.30	0.85
Sharpe Ratio	-0.32	-0.28	0.11
Tracking Error	6.75	-	6.84
Information Ratio	0.31	-	0.38
Up Capture Ratio	27.63	-	27.23
Down Capture Ratio	-15.04	-	-20.15

Portfolio Metrics

	Fund	Bmark	Cat
Avg Eff Duration	0.89	4.43	0.99
Avg Eff Maturity	-	-	2.32

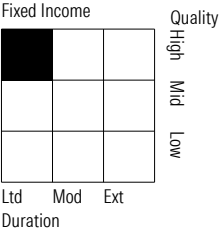
Federated Hermes Govt Ultrashort IS FGUSX

Morningstar Category
Ultrashort Bond

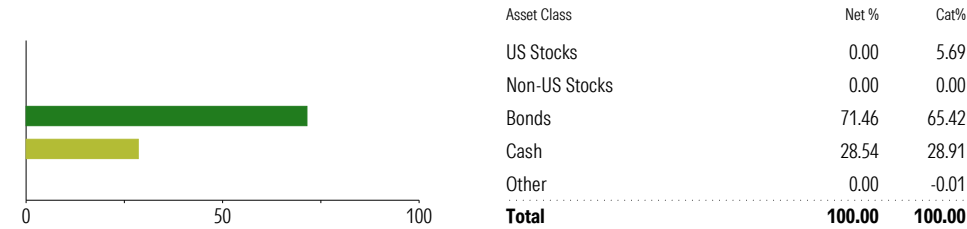
Morningstar Index
Bloomberg US Agg Bond TR USD

Style Analysis as of 06-30-2025

Style Breakdown

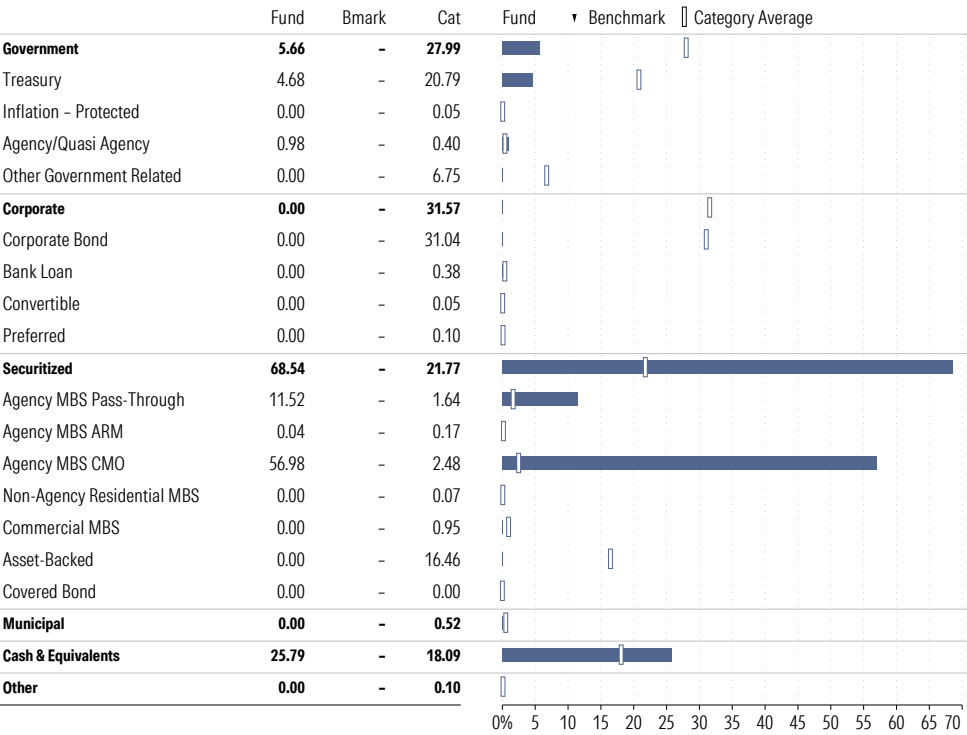


Asset Allocation as of 06-30-2025



Credit Rating Breakdown	Fund	Bmark	Cat
AAA	100.00	3.53	30.14
AA	0.00	74.59	16.00
A	0.00	10.82	20.96
BBB	0.00	8.32	19.45
BB	0.00	0.28	2.60
B	0.00	0.00	1.05
Below B	0.00	0.00	0.23
Not Rated	0.00	2.46	9.57

Sector Weighting as of 06-30-2025



Top 10 Holdings as of 06-30-2025

Name	Maturity Date	% Net Asset	Cumulative %	Fixed Income Sector
⊕ Hsbc Repo 4 Repo	04-2025	8.64	8.64	-
⊕ Bank Of Montreal 6 Repo	04-2025	8.64	17.27	-
⊕ Repo Bank America Repo	04-2025	7.51	24.79	-
⊖ Government National Mortgage Association 5.17436%	10-2054	2.60	27.39	-
⊖ FEDERAL HOME LN MTG CORP MULTICLASS MTG PARTN CTFS GTD 5.01268%	04-2033	2.49	29.88	-
⊖ Government National Mortgage Association 5.19436%	03-2054	2.46	32.33	-
⊕ FEDERAL HOME LN MTG CORP MULTICLASS MTG PARTN CTFS GTD 4.91268%	01-2035	2.22	34.55	-
⊖ Government National Mortgage Association 5.39436%	08-2053	2.21	36.75	-
FEDERAL HOME LN MTG CORP MULTICLASS MTG PARTN CTFS GTD 4.91268%	12-2032	2.04	38.80	-
⊖ Government National Mortgage Association 5.12871%	01-2073	2.00	40.80	-

Total Holdings 231

⊕ Increase ⊖ Decrease ✨ New to Portfolio

T. Rowe Price Dividend Growth PRDGX

Morningstar Category
Large Blend
Morningstar Index
S&P 500 TR USD

Portfolio Manager(s)

Thomas Huber since 03-2000

Quantitative Screens

- Performance: The fund has finished in the Large Blend category's top three quartiles in 8 of the 10 years it's been in existence.
- Management: The fund's management has been in place for 25.27 years.
- Style: The fund has landed in its primary style box — Large Blend — 93.75 % of the time over the past three years.
- Net Expense: The fund's expense ratio of 0.64 is 9.86% lower than the Large Blend category average.

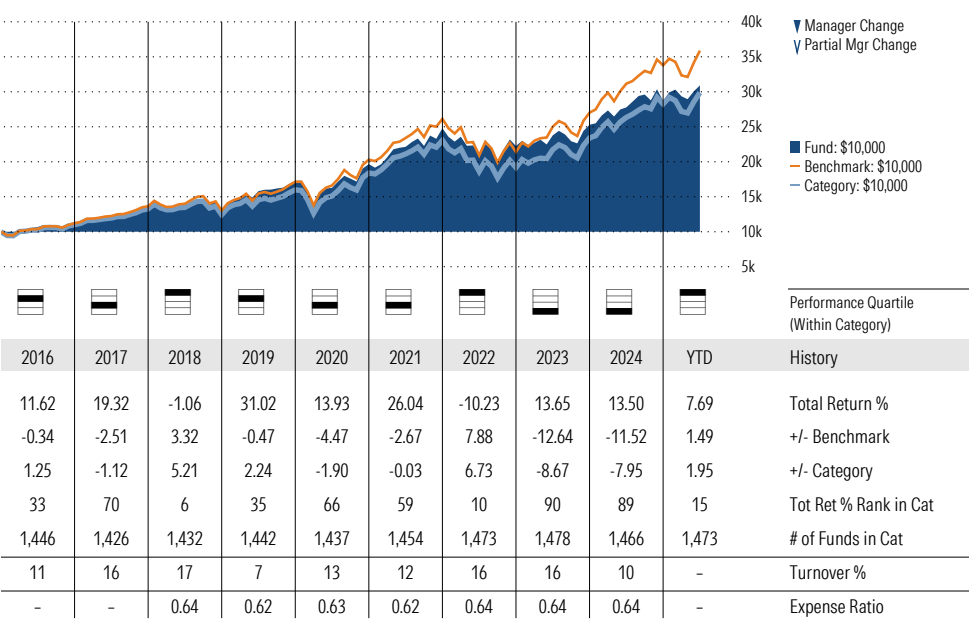
Morningstar Investment Management LLC Analysis

This fund passes all of Morningstar Investment Management's quantitative screens. Morningstar Investment Management has also assessed the fund from a qualitative perspective and, as a fiduciary, is comfortable recommending the fund's use in retirement plans.

ESG Metrics

Metric	Rating	Updated
Sustainability Rating	3	04-30-2025
Carbon Risk Score	Low Risk	12-31-2022

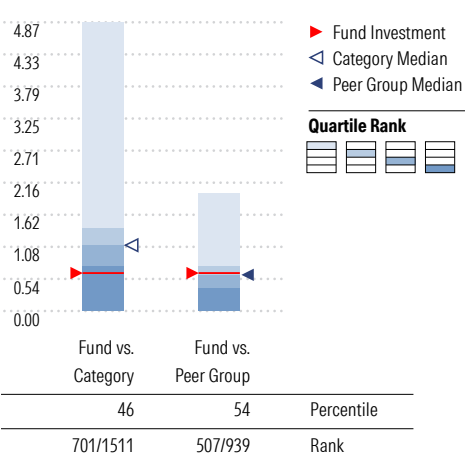
Growth of \$10,000



Trailing Performance



Net Expense



Peer group is a subset of the category and includes funds with the same management style (active vs. passive) and similar share class characteristics.

3-Year Risk Metrics

	Fund	Bmark	Cat
Alpha	-2.14	-	-1.12
Beta	0.83	-	0.98
R-Squared	88.32	-	94.55
Standard Deviation	14.01	15.80	15.86
Sharpe Ratio	0.66	0.92	0.82
Tracking Error	5.47	-	3.21
Information Ratio	-1.08	-	-1.48
Up Capture Ratio	79.37	-	95.68
Down Capture Ratio	88.96	-	101.04

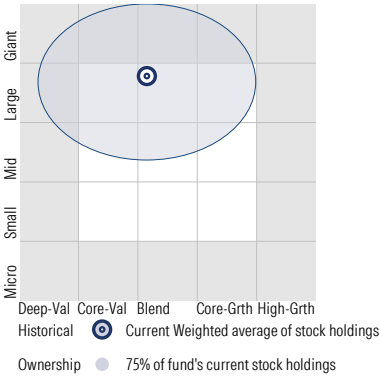
Portfolio Metrics

	Fund	Bmark	Cat
Price/Earnings Ratio	25.16	26.71	26.89
Price/Book Ratio	4.52	4.89	5.30
Geom Avg Mkt Cap \$B	181.27	379.44	435.89
ROE	30.99	34.44	34.20

T. Rowe Price Dividend Growth PRDGX

Morningstar Category Large Blend
Morningstar Index S&P 500 TR USD

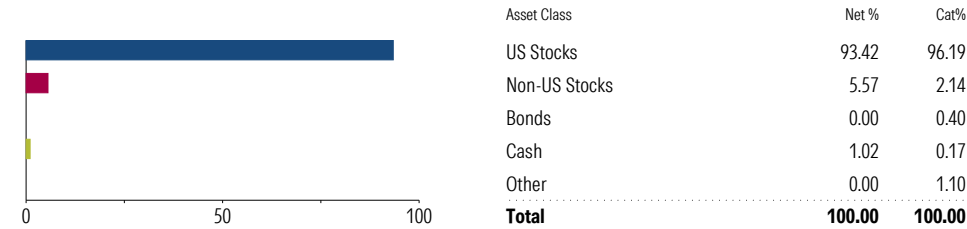
Style Analysis as of 06-30-2025
Morningstar Style Box™



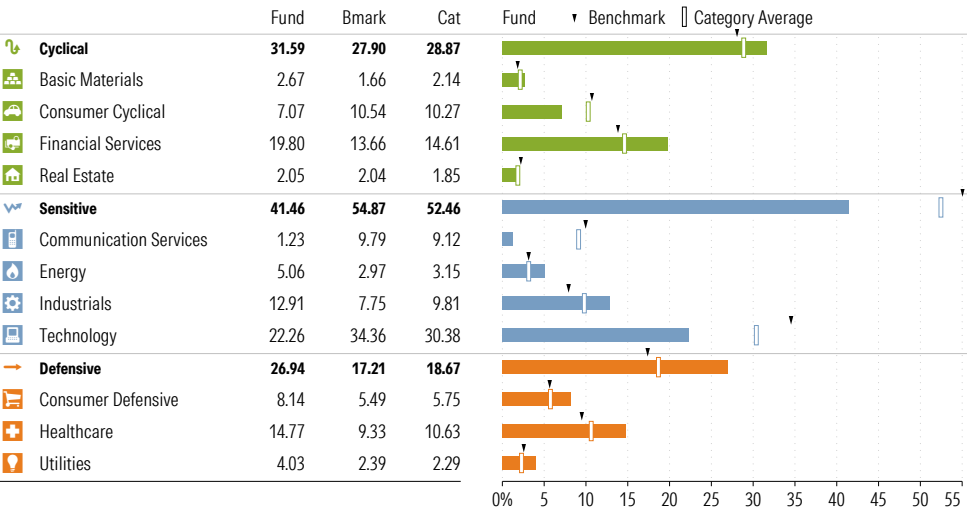
Style Breakdown



Asset Allocation as of 06-30-2025



Sector Weighting as of 06-30-2025



Top 15 Holdings as of 06-30-2025

Name	% Net Asset	Cumulative %	YTD Return %	Morningstar Sector
Microsoft Corp	5.12	5.12	18.40	Technology
Apple Inc	4.93	10.05	-17.87	Technology
Visa Inc Class A	2.95	13.00	12.72	Financial Services
JPMorgan Chase & Co	2.66	15.67	22.05	Financial Services
Chubb Ltd	2.14	17.81	5.54	Financial Services
GE Aerospace	2.06	19.87	54.54	Industrials
Marsh & McLennan Companies Inc	1.93	21.80	3.70	Financial Services
Eli Lilly and Co	1.75	23.55	1.36	Healthcare
Walmart Inc	1.61	25.16	8.74	Consumer Defensive
UnitedHealth Group Inc	1.61	26.77	-37.48	Healthcare
Thermo Fisher Scientific Inc	1.48	28.25	-21.90	Healthcare
Roper Technologies Inc	1.48	29.73	9.36	Technology
Bank of America Corp	1.48	31.21	8.85	Financial Services
Exxon Mobil Corp	1.47	32.68	2.05	Energy
McKesson Corp	1.40	34.08	28.83	Healthcare

Total Holdings 98

⊕ Increase ⊖ Decrease ✨ New to Portfolio

Vanguard 500 Index Admiral VFIAX

Morningstar Category
Large Blend

Morningstar Index
S&P 500 TR USD

Portfolio Manager(s)

Michelle Louie since 11-2017
Nick Birkett since 08-2023
Aur lie Denis since 02-2025

Quantitative Screens

- Performance: The fund has finished in the Large Blend category's top three quartiles in 10 of the 10 years it's been in existence.
- Management: The fund's management has been in place for 7.59 years.
- Style: The fund has landed in its primary style box — Large Blend — 77.14 % of the time over the past three years.
- Net Expense: The fund's expense ratio of 0.04 is 94.37% lower than the Large Blend category average.

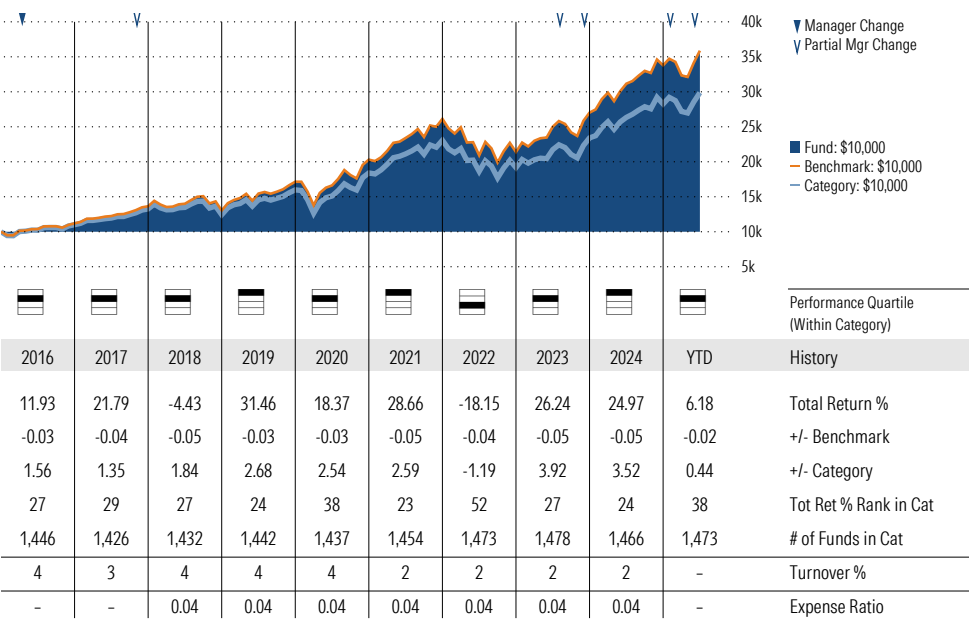
Morningstar Investment Management LLC Analysis

This fund passes all of Morningstar Investment Management's quantitative screens. Morningstar Investment Management has also assessed the fund from a qualitative perspective and, as a fiduciary, is comfortable recommending the fund's use in retirement plans.

ESG Metrics

Metric	Rating	Updated
Sustainability Rating	3	04-30-2025
Carbon Risk Score	Low Risk	12-31-2022
ESG Commitment	1-Low	02-15-2022

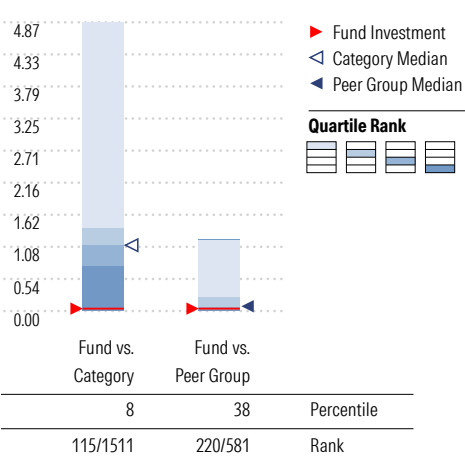
Growth of \$10,000



Trailing Performance



Net Expense



Peer group is a subset of the category and includes funds with the same management style (active vs. passive) and similar share class characteristics.

3-Year Risk Metrics

	Fund	Bmark	Cat
Alpha	-0.04	-	-1.12
Beta	1.00	-	0.98
R-Squared	100.00	-	94.55
Standard Deviation	15.80	15.80	15.86
Sharpe Ratio	0.92	0.92	0.82
Tracking Error	0.00	-	3.21
Information Ratio	-14.41	-	-1.48
Up Capture Ratio	99.92	-	95.68
Down Capture Ratio	100.09	-	101.04

Portfolio Metrics

	Fund	Bmark	Cat
Price/Earnings Ratio	25.50	26.71	26.89
Price/Book Ratio	4.68	4.89	5.30
Geom Avg Mkt Cap \$B	349.94	379.44	435.89
ROE	34.10	34.44	34.20

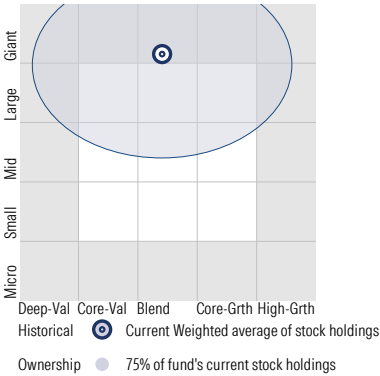
Vanguard 500 Index Admiral VFIAX

Morningstar Category
Large Blend

Morningstar Index
S&P 500 TR USD

Style Analysis as of 06-30-2025

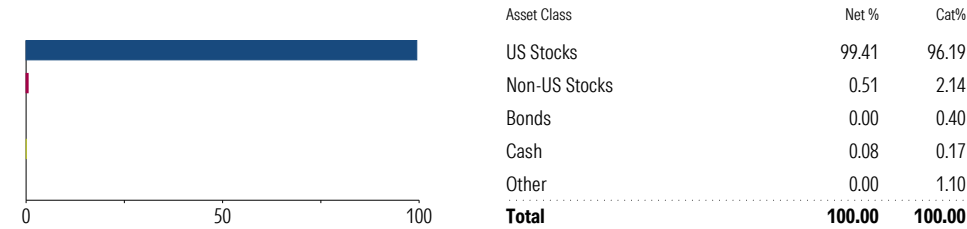
Morningstar Style Box™



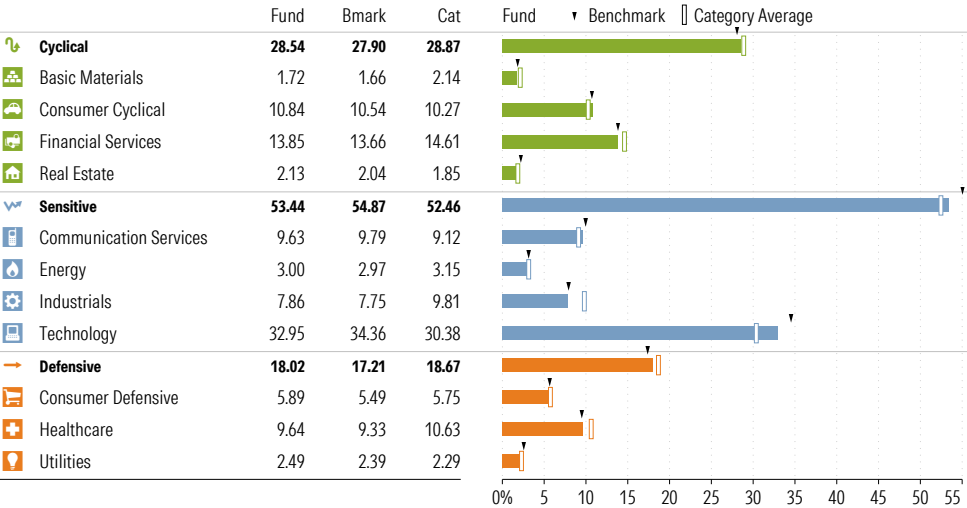
Style Breakdown



Asset Allocation as of 06-30-2025



Sector Weighting as of 06-30-2025



Top 15 Holdings as of 06-30-2025

Name	% Net Asset	Cumulative %	YTD Return %	Morningstar Sector
⊕ Microsoft Corp	6.83	6.83	18.40	Technology
⊕ NVIDIA Corp	6.60	13.42	17.66	Technology
⊕ Apple Inc	6.02	19.44	-17.87	Technology
⊕ Amazon.com Inc	3.86	23.30	0.00	Consumer Cyclical
⊕ Meta Platforms Inc Class A	2.83	26.13	26.24	Communication Svc
⊕ Broadcom Inc	2.26	28.39	19.41	Technology
⊕ Alphabet Inc Class A	2.00	30.39	-6.69	Communication Svc
⊕ Tesla Inc	1.93	32.32	-21.34	Consumer Cyclical
⊕ Berkshire Hathaway Inc Class B	1.84	34.16	7.17	Financial Services
⊕ Alphabet Inc Class C	1.63	35.79	-6.64	Communication Svc
⊕ JPMorgan Chase & Co	1.45	37.24	22.05	Financial Services
⊕ Visa Inc Class A	1.25	38.49	12.72	Financial Services
⊕ Eli Lilly and Co	1.16	39.65	1.36	Healthcare
⊕ Netflix Inc	1.03	40.68	50.24	Communication Svc
⊕ Mastercard Inc Class A	0.95	41.63	7.01	Financial Services

Total Holdings 509

⊕ Increase ⊖ Decrease ✨ New to Portfolio

Vanguard Mid Cap Index Admiral VIMAX

Morningstar Category
Mid-Cap Blend
Morningstar Index
Russell Mid Cap TR USD

Portfolio Manager(s)

Aaron Choi since 08-2023
Kenny Narzikul since 02-2025

Quantitative Screens

- Performance: The fund has finished in the Mid-Cap Blend category's top three quartiles in 9 of the 10 years it's been in existence.
- Management: The fund's management team has been in place for less than three years.
- Style: The fund has landed in its primary style box — Mid-Cap Blend — 100 % of the time over the past three years.
- Net Expense: The fund's expense ratio of 0.05 is 93.83% lower than the Mid-Cap Blend category average.

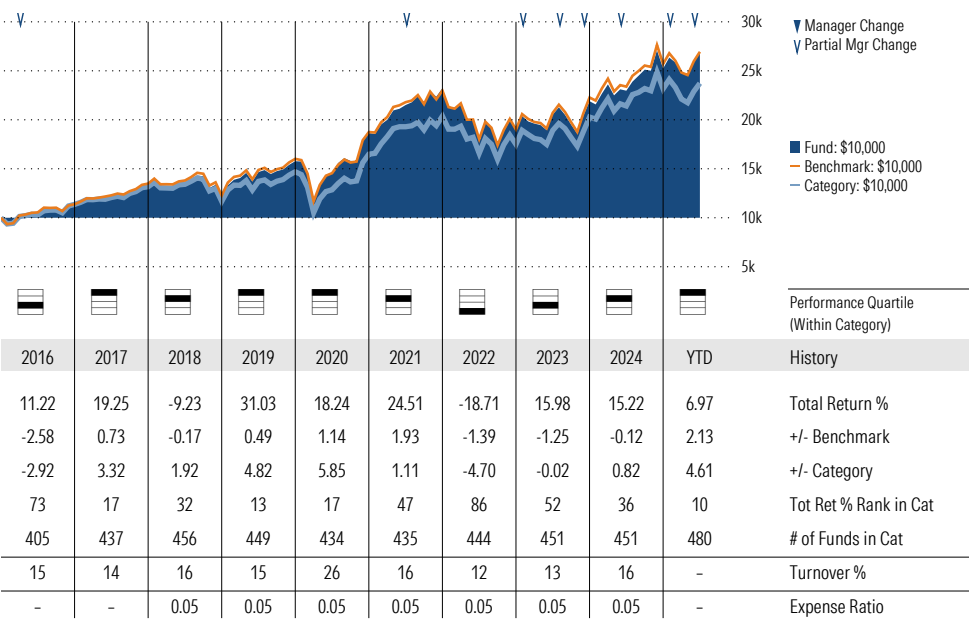
Morningstar Investment Management LLC Analysis

This fund fails the manager tenure screen due to the retirement of a long-serving manager. Since this is a team-managed index fund, we are not concerned about the change.

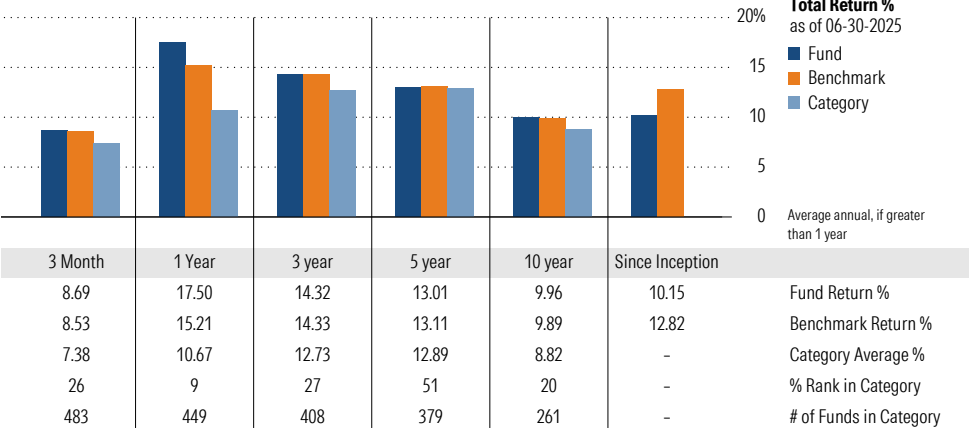
ESG Metrics

Metric	Rating	Updated
Sustainability Rating	4	05-31-2025
Carbon Risk Score	Medium Risk	12-31-2022
ESG Commitment	1-Low	02-15-2022

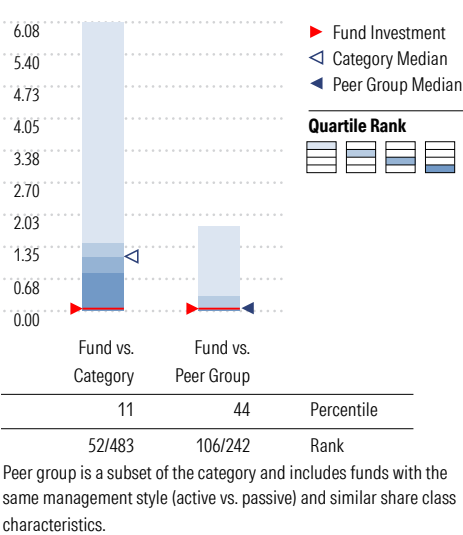
Growth of \$10,000



Trailing Performance



Net Expense



3-Year Risk Metrics

	Fund	Bmark	Cat
Alpha	0.38	-	-1.45
Beta	0.97	-	0.99
R-Squared	99.57	-	94.26
Standard Deviation	18.15	18.71	19.04
Sharpe Ratio	0.56	0.55	0.46
Tracking Error	1.34	-	4.55
Information Ratio	-0.01	-	-0.56
Up Capture Ratio	97.31	-	97.03
Down Capture Ratio	95.87	-	103.16

Portfolio Metrics

	Fund	Bmark	Cat
Price/Earnings Ratio	22.68	22.01	21.02
Price/Book Ratio	3.04	2.83	2.97
Geom Avg Mkt Cap \$B	36.12	22.35	15.34
ROE	20.28	18.15	20.02

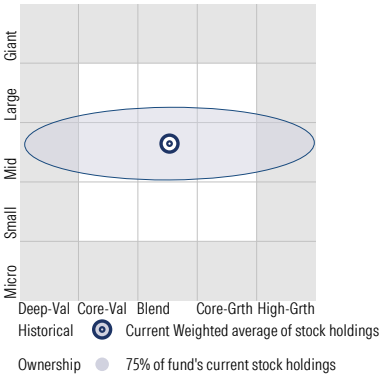
Vanguard Mid Cap Index Admiral VIMAX

Morningstar Category
Mid-Cap Blend

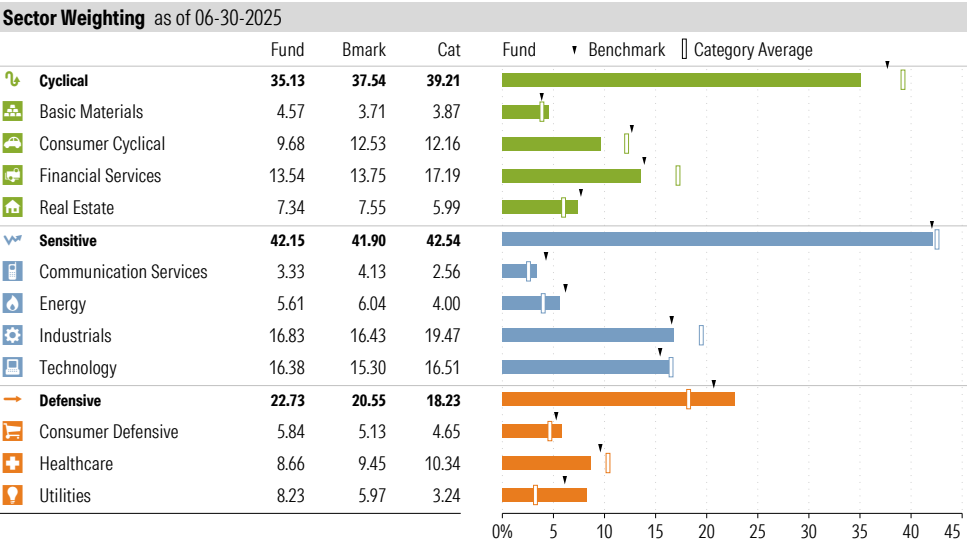
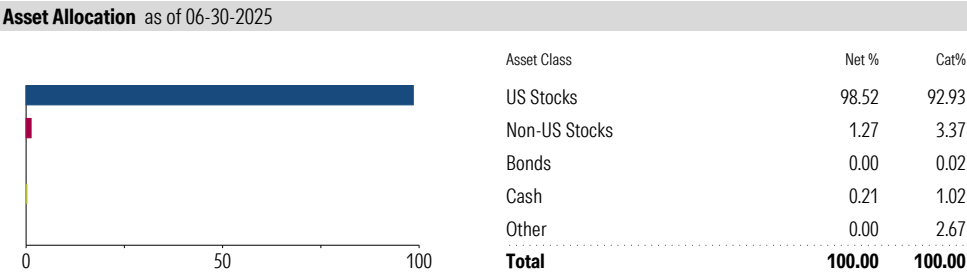

Morningstar Index
Russell Mid Cap TR USD

Style Analysis as of 06-30-2025

Morningstar Style Box™



Style Breakdown



Top 15 Holdings as of 06-30-2025

Name	% Net Asset	Cumulative %	YTD Return %	Morningstar Sector
⊕ Amphenol Corp Class A	1.29	1.29	42.66	Technology
⊕ Constellation Energy Corp	1.14	2.44	-	Utilities
⊕ Arthur J. Gallagher & Co	1.05	3.49	13.24	Financial Services
⊕ TransDigm Group Inc	0.93	4.41	19.99	Industrials
⊕ Motorola Solutions Inc	0.82	5.24	-8.57	Technology
⊕ Howmet Aerospace Inc	0.82	6.05	70.37	Industrials
⊕ DoorDash Inc Ordinary Shares - Class A	0.81	6.86	46.95	Consumer Cyclical
⊕ Royal Caribbean Group	0.74	7.60	36.39	Consumer Cyclical
⊕ CRH PLC	0.73	8.33	0.02	Basic Materials
⊕ Newmont Corp	0.70	9.03	57.87	Basic Materials
⊕ Carrier Global Corp Ordinary Shares	0.69	9.73	7.55	Industrials
⊕ Digital Realty Trust Inc	0.68	10.41	-0.32	Real Estate
⊕ Allstate Corp	0.66	11.07	5.46	Financial Services
⊕ Vistra Corp	0.65	11.72	40.90	Utilities
⊕ Axon Enterprise Inc	0.64	12.36	39.31	Industrials

Total Holdings 309

⊕ Increase ⊖ Decrease ✨ New to Portfolio

Vanguard Small Cap Index Admiral Shares VSMAX

Morningstar Category
Small Blend

Morningstar Index
Russell 2000 TR USD

Portfolio Manager(s)

Gerard O'Reilly since 04-2016
Kenny Narzikul since 02-2023
Aaron Choi since 02-2025

Quantitative Screens

- Performance: The fund has finished in the Small Blend category's top three quartiles in 9 of the 10 years it's been in existence.
- Management: The fund's management has been in place for 9.18 years.
- Style: The fund has landed in its primary style box — Small Blend — 100 % of the time over the past three years.
- Net Expense: The fund's expense ratio of 0.05 is 94.79% lower than the Small Blend category average.

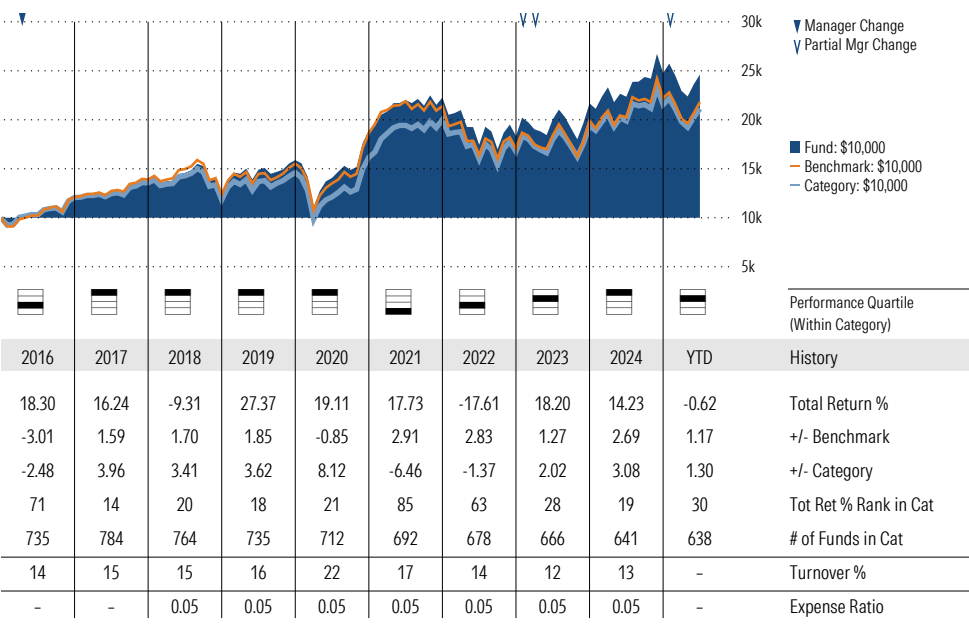
Morningstar Investment Management LLC Analysis

This fund passes all of Morningstar Investment Management's quantitative screens. Morningstar Investment Management has also assessed the fund from a qualitative perspective and, as a fiduciary, is comfortable recommending the fund's use in retirement plans.

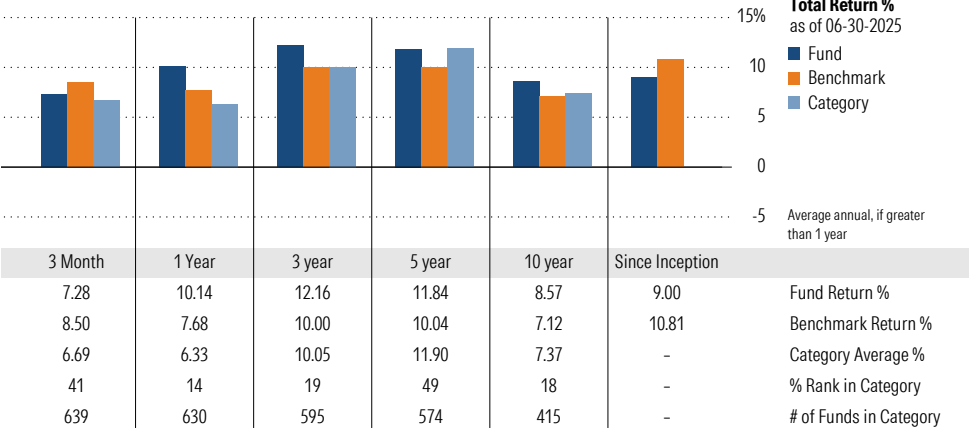
ESG Metrics

Metric	Rating	Updated
Sustainability Rating	4	05-31-2025
Carbon Risk Score	Medium Risk	12-31-2022
ESG Commitment	1-Low	02-15-2022

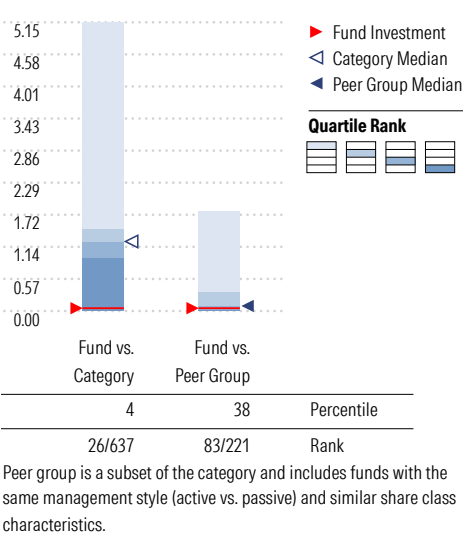
Growth of \$10,000



Trailing Performance



Net Expense



3-Year Risk Metrics

	Fund	Bmark	Cat
Alpha	2.62	-	0.72
Beta	0.92	-	0.91
R-Squared	97.51	-	94.98
Standard Deviation	20.95	22.53	21.13
Sharpe Ratio	0.42	0.32	0.33
Tracking Error	3.79	-	4.83
Information Ratio	0.57	-	-0.14
Up Capture Ratio	97.47	-	93.96
Down Capture Ratio	90.07	-	92.40

Portfolio Metrics

	Fund	Bmark	Cat
Price/Earnings Ratio	19.38	17.47	19.23
Price/Book Ratio	2.22	1.83	2.26
Geom Avg Mkt Cap \$B	7.27	2.55	5.91
ROE	12.60	4.85	15.75

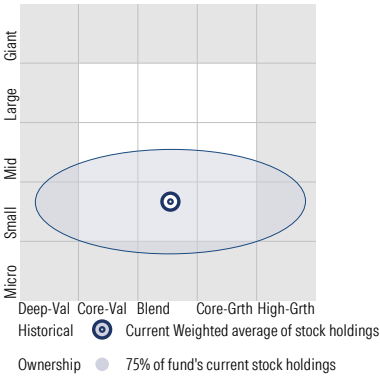
Vanguard Small Cap Index Admiral Shares VSMAX

Morningstar Category
Small Blend

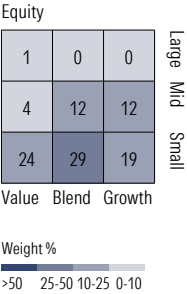
Morningstar Index
Russell 2000 TR USD

Style Analysis as of 06-30-2025

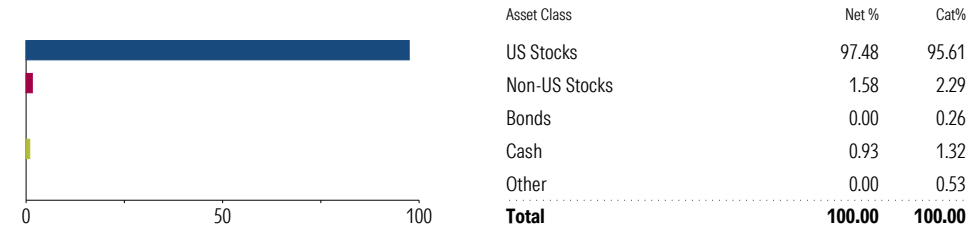
Morningstar Style Box™



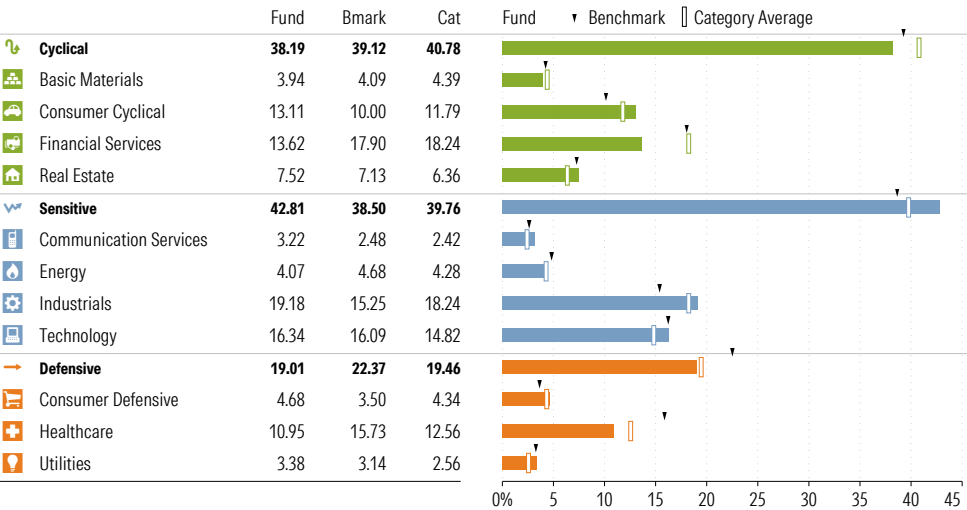
Style Breakdown



Asset Allocation as of 06-30-2025



Sector Weighting as of 06-30-2025



Top 15 Holdings as of 06-30-2025

Name	% Net Asset	Cumulative %	YTD Return %	Morningstar Sector
⊕ Slcmt1142	1.00	1.00	-	-
⊕ NRG Energy Inc	0.52	1.52	78.96	Utilities
⊕ Expand Energy Corp Ordinary Shares - New	0.43	1.96	18.62	Energy
⊕ Atmos Energy Corp	0.42	2.37	11.90	Utilities
⊕ Smurfit WestRock PLC	0.38	2.75	-18.29	Consumer Cyclical
⊕ EMCOR Group Inc	0.36	3.12	17.95	Industrials
⊕ Liberty Media Corp Registered Shs Series -C- Formula One	0.35	3.46	12.78	Communication Svc
⊕ Williams-Sonoma Inc	0.34	3.80	-11.11	Consumer Cyclical
⊕ Toast Inc Class A	0.34	4.13	-	Technology
⊕ Natera Inc	0.33	4.47	6.72	Healthcare
⊕ Nutanix Inc Class A	0.33	4.80	24.94	Technology
⊕ RB Global Inc	0.33	5.13	18.36	Industrials
⊕ PTC Inc	0.33	5.46	-6.27	Technology
⊕ Duolingo Inc	0.32	5.77	-	Technology
⊕ US Foods Holding Corp	0.31	6.08	14.16	Consumer Defensive

Total Holdings 1354

⊕ Increase ⊖ Decrease ✨ New to Portfolio