

American Century Inflation Adjs Bond R5 AIANX

Morningstar Category
Inflation-Protected Bond

Morningstar Index
Bloomberg US Treasury US TIPS TR USD

Portfolio Manager(s)

Robert Gahagan since 11-2001
James Platz since 09-2007
Miguel Castillo since 02-2014
Steve Bartolini since 09-2024

Quantitative Screens

✔ Performance: The fund has finished in the Inflation-Protected Bond category's top three quartiles in 9 of the 10 years it's been in existence.

✔ Management: The fund's management has been in place for 23.6 years.

Style Consistency is not calculated for Fixed Income funds.

✔ Net Expense: The fund's expense ratio of 0.34 is 50% lower than the Inflation-Protected Bond category average.

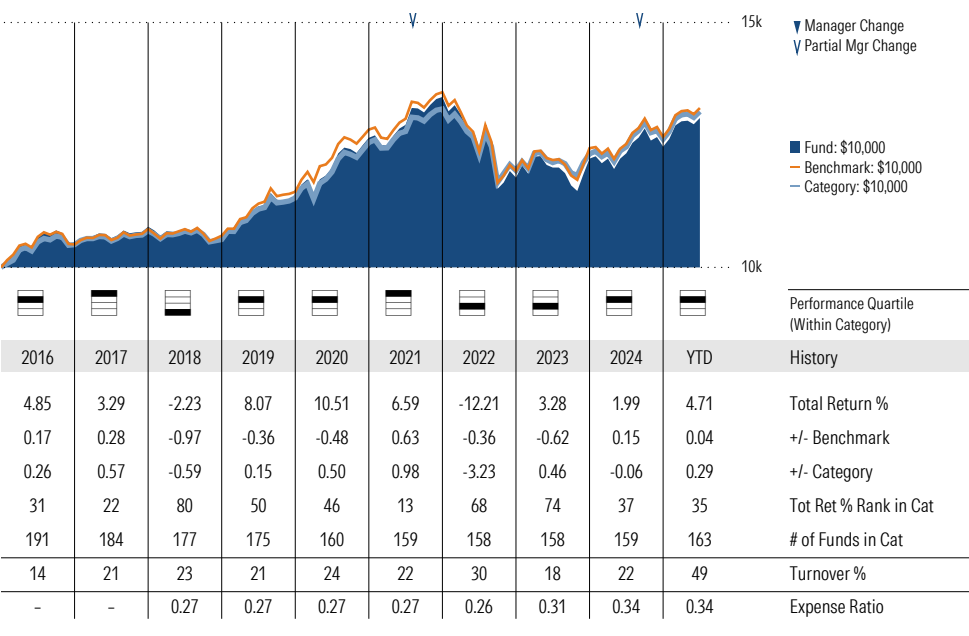
Morningstar Investment Management LLC Analysis

This fund passes all of Morningstar Investment Management's quantitative screens. Morningstar Investment Management has also assessed the fund from a qualitative perspective and, as a fiduciary, is comfortable recommending the fund's use in retirement plans.

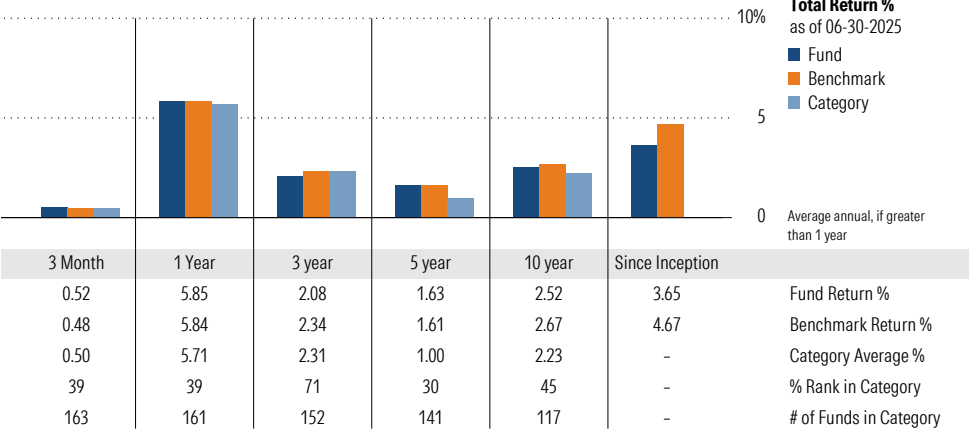
ESG Metrics

Metric	Rating	Updated
Sustainability Rating	3	05-31-2024

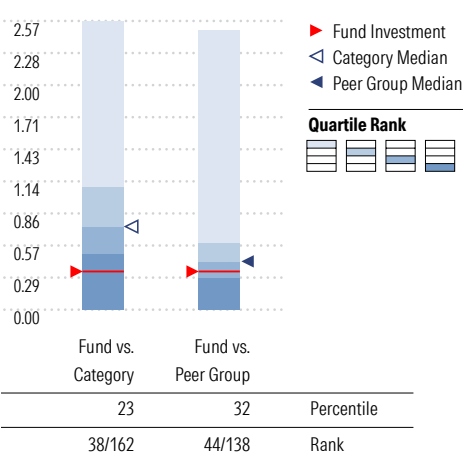
Growth of \$10,000



Trailing Performance



Net Expense



Peer group is a subset of the category and includes funds with the same management style (active vs. passive) and similar share class characteristics.

3-Year Risk Metrics

	Fund	Bmark	Cat
Alpha	-0.30	-	-0.08
Beta	1.02	-	0.99
R-Squared	99.66	-	95.94
Standard Deviation	7.03	6.85	7.46
Sharpe Ratio	-0.35	-0.33	-0.34
Tracking Error	0.44	-	1.65
Information Ratio	-0.59	-	-0.37
Up Capture Ratio	102.19	-	99.05
Down Capture Ratio	105.95	-	100.53

Portfolio Metrics

	Fund	Bmark	Cat
Avg Eff Duration	6.55	4.52	5.95
Avg Eff Maturity	7.99	-	6.74

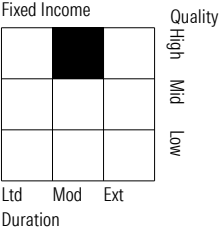
American Century Inflation Adjs Bond R5 AIANX

Morningstar Category
Inflation-Protected Bond

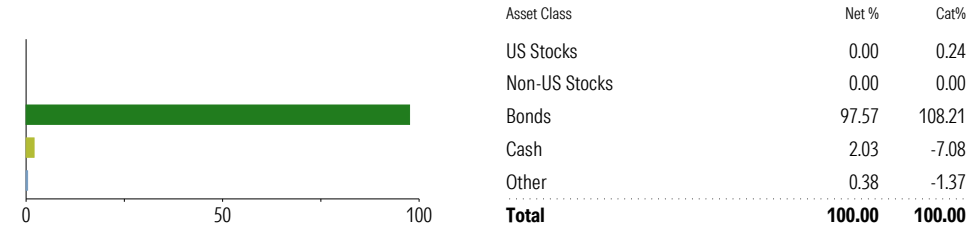
Morningstar Index
Bloomberg US Treasury US TIPS TR USD

Style Analysis as of 06-30-2025

Style Breakdown

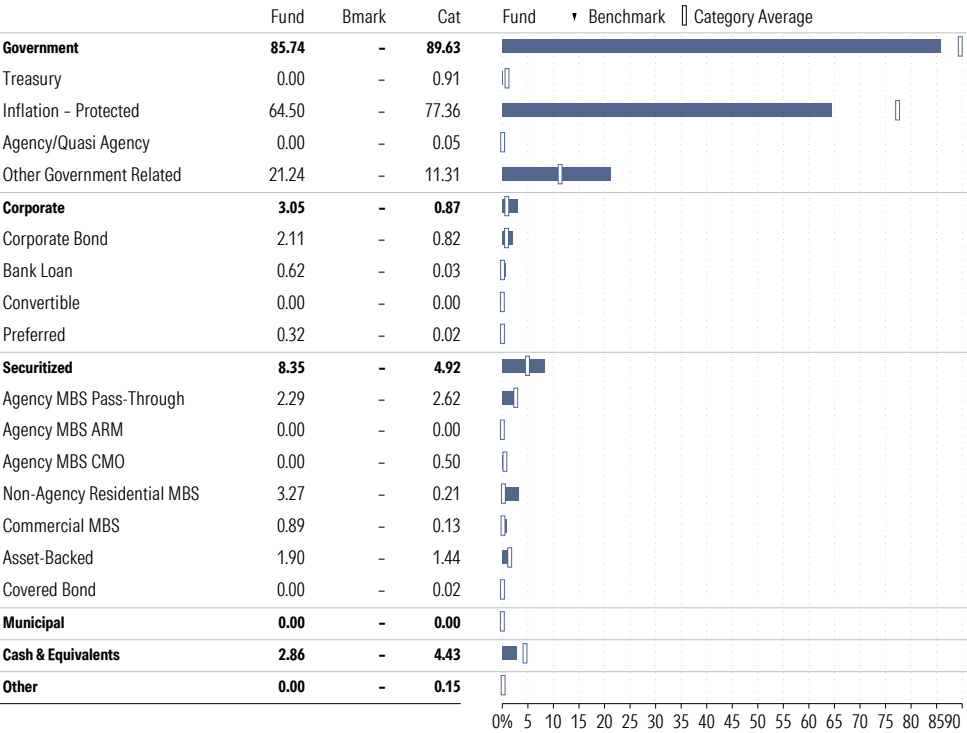


Asset Allocation as of 06-30-2025



Credit Rating Breakdown	Fund	Bmark	Cat
AAA	93.46	0.00	15.23
AA	1.32	99.60	80.62
A	0.80	0.00	0.49
BBB	1.65	0.00	0.74
BB	1.42	0.00	0.16
B	0.00	0.00	0.08
Below B	0.00	0.00	0.07
Not Rated	1.35	0.40	2.61

Sector Weighting as of 06-30-2025



Top 10 Holdings as of 06-30-2025

Name	Maturity Date	% Net Asset	Cumulative %	Fixed Income Sector
⊖ United States Treasury Notes 0.125%	04-2027	4.40	4.40	-
⊖ United States Treasury Notes 1.375%	07-2033	4.23	8.63	-
⊕ Us 5yr Note (Cbt) Jun25 Xcbt 20250630	06-2025	4.16	12.78	-
⊕ United States Treasury Notes 0.625%	07-2032	4.14	16.92	-
⊖ United States Treasury Notes 0.5%	01-2028	3.85	20.77	-
⊕ United States Treasury Notes 1.875%	07-2034	3.78	24.54	-
⊖ United States Treasury Notes 0.125%	01-2031	3.05	27.59	-
⊖ United States Treasury Notes 0.125%	07-2031	3.02	30.62	-
⊕ United States Treasury Notes 1.25%	04-2028	2.90	33.52	-
⊕ Government National Mortgage Association 5.5%	05-2054	2.71	36.22	-

Total Holdings 169

⊕ Increase ⊖ Decrease ✱ New to Portfolio



American Century Real Estate I REAIX

Morningstar Category
Real Estate

Morningstar Index
S&P United States REIT TR USD

Portfolio Manager(s)

Steven Brown since 11-2008
Steven Rodriguez since 12-2009
Vishal Govil since 12-2011

Quantitative Screens

- Performance: The fund has finished in the Real Estate category's top three quartiles in 9 of the 10 years it's been in existence.
- Management: The fund's management has been in place for 16.63 years.
- Style: The fund has landed in its primary style box — Mid-Cap Blend — 72.73 % of the time over the past three years.
- Net Expense: The fund's expense ratio of 0.95 is 15.18% lower than the Real Estate category average.

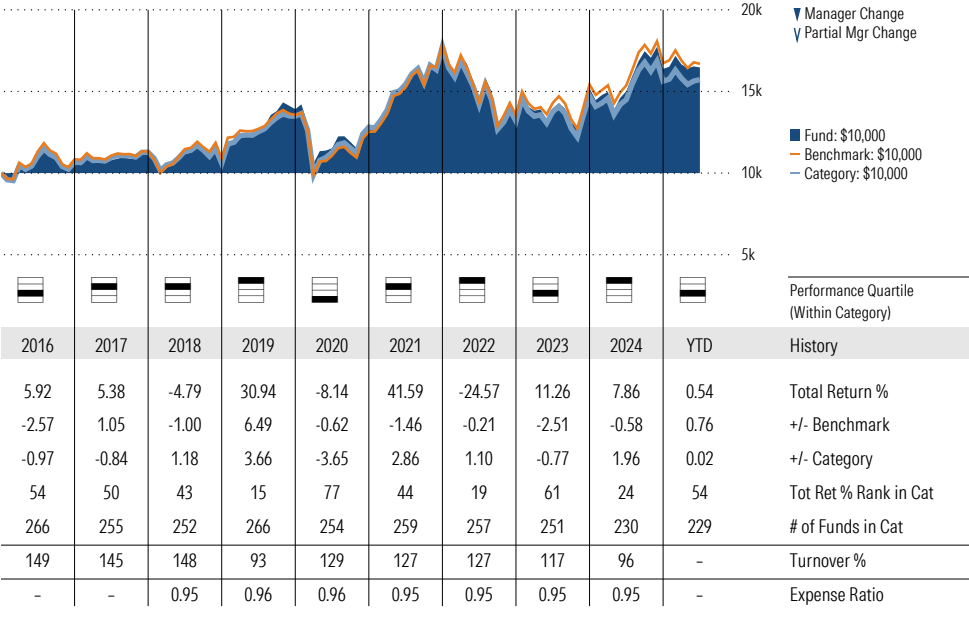
Morningstar Investment Management LLC Analysis

This fund fails the style screen but reamins focused on real estate securities so we do not regard the failure as significant.

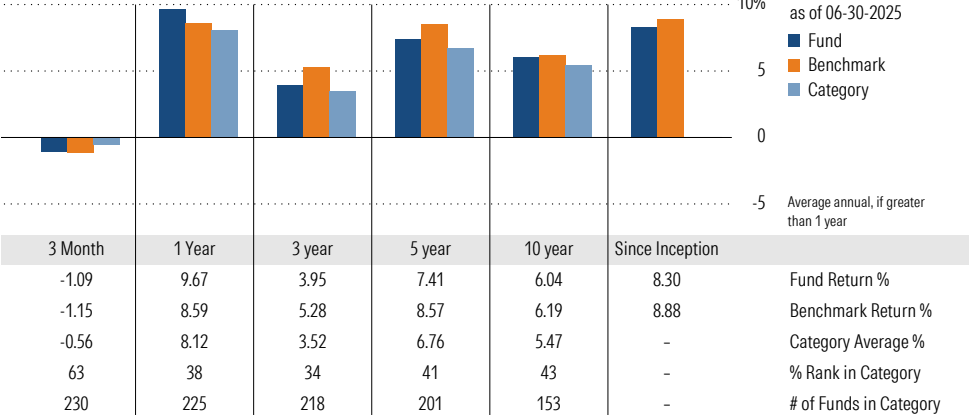
ESG Metrics

Metric	Rating	Updated
Sustainability Rating	3	05-31-2025
Carbon Risk Score	Low Risk	12-31-2022

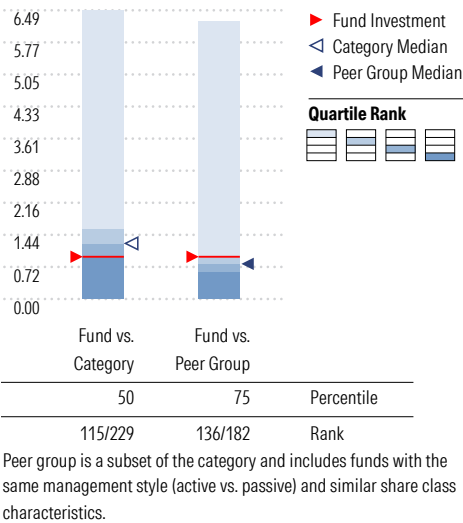
Growth of \$10,000



Trailing Performance



Net Expense



3-Year Risk Metrics

	Fund	Bmark	Cat
Alpha	-1.00	-	-1.55
Beta	0.94	-	0.97
R-Squared	97.40	-	94.40
Standard Deviation	18.54	19.53	19.40
Sharpe Ratio	0.04	0.11	-0.01
Tracking Error	3.23	-	4.03
Information Ratio	-0.41	-	-0.51
Up Capture Ratio	91.17	-	92.49
Down Capture Ratio	94.62	-	97.96

Portfolio Metrics

	Fund	Bmark	Cat
Price/Earnings Ratio	34.15	38.46	33.65
Price/Book Ratio	2.73	2.42	2.65
Geom Avg Mkt Cap \$B	31.67	9.35	35.74
ROE	15.31	9.56	14.21

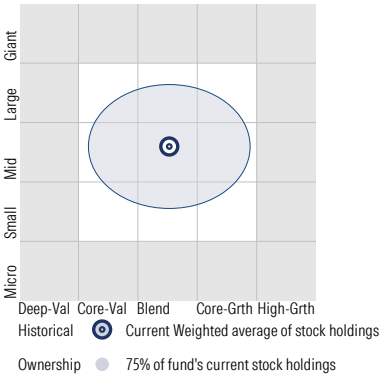
American Century Real Estate I REAIX

Morningstar Category
Real Estate

Morningstar Index
S&P United States REIT TR USD

Style Analysis as of 06-30-2025

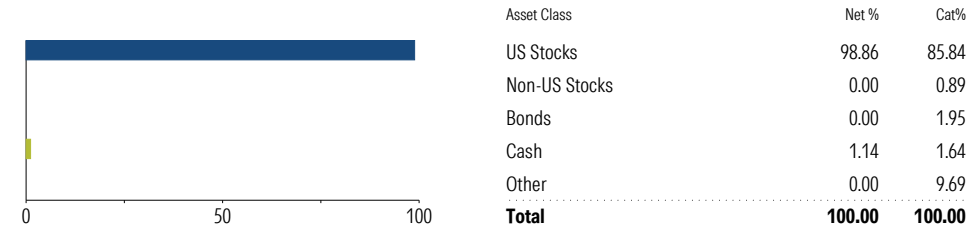
Morningstar Style Box™



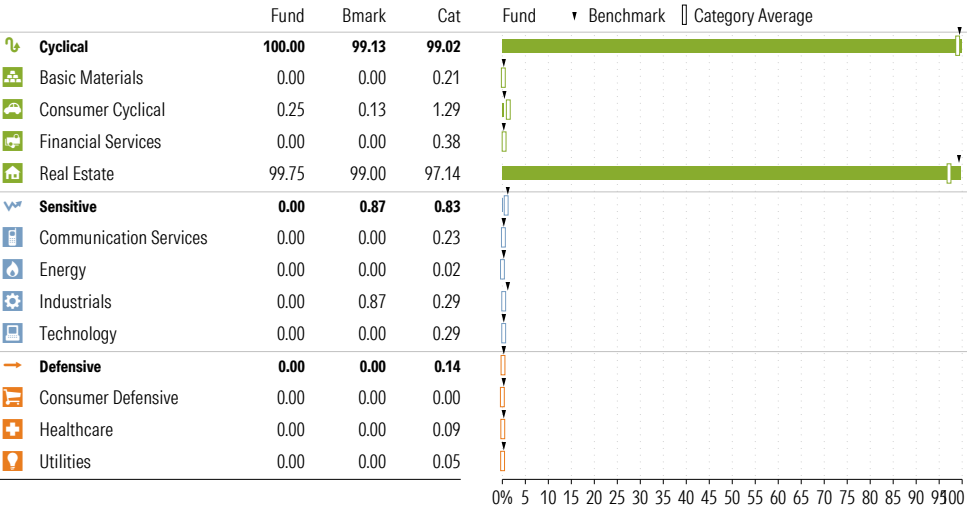
Style Breakdown



Asset Allocation as of 06-30-2025



Sector Weighting as of 06-30-2025



Top 15 Holdings as of 06-30-2025

Name	% Net Asset	Cumulative %	YTD Return %	Morningstar Sector
⊕ American Tower Corp	9.48	9.48	22.36	Real Estate
⊖ Welltower Inc	9.12	18.60	23.04	Real Estate
⊖ Prologis Inc	7.15	25.75	1.36	Real Estate
⊖ Equinix Inc	6.25	32.00	-14.64	Real Estate
⊕ VICI Properties Inc Ordinary Shares	5.51	37.52	14.57	Real Estate
⊕ Ventas Inc	4.76	42.27	8.86	Real Estate
⊕ Public Storage	4.10	46.37	-0.01	Real Estate
⊖ Simon Property Group Inc	3.93	50.30	-4.21	Real Estate
⊕ Camden Property Trust	3.09	53.40	-1.08	Real Estate
⊕ Agree Realty Corp	2.95	56.35	5.87	Real Estate
⊕ Essex Property Trust Inc	2.85	59.21	1.94	Real Estate
⊖ AvalonBay Communities Inc	2.76	61.97	-5.90	Real Estate
⊕ EastGroup Properties Inc	2.72	64.69	5.88	Real Estate
⊖ Invitation Homes Inc	2.60	67.29	4.41	Real Estate
⊖ Regency Centers Corp	2.51	69.80	-1.74	Real Estate

Total Holdings 40

⊕ Increase ⊖ Decrease ✨ New to Portfolio

American Funds Growth Fund of Amer R6 RGAGX

Morningstar Category
Large Growth
Morningstar Index
Russell 1000 Growth TR USD

Portfolio Manager(s)

J. Frank since 11-2001
Martin Romo since 11-2010
Carl Kawaja since 11-2010
Mark Casey since 11-2012
Alan Wilson since 11-2012
Anne-Marie Peterson since 07-2013
Christopher Buchbinder since 11-2013
Andraz Razen since 03-2020
Julian Abdey since 11-2021
Eric Stern since 11-2023
Roz Hongsaranagon since 11-2023
Aidan O'Connell since 11-2023

Quantitative Screens

- Performance: The fund has finished in the Large Growth category's top three quartiles in 9 of the 10 years it's been in existence.
- Management: The fund's management has been in place for 23.68 years.
- Style: The fund has landed in its primary style box — Large Growth — 100 % of the time over the past three years.
- Net Expense: The fund's expense ratio of 0.3 is 67.03% lower than the Large Growth category average.

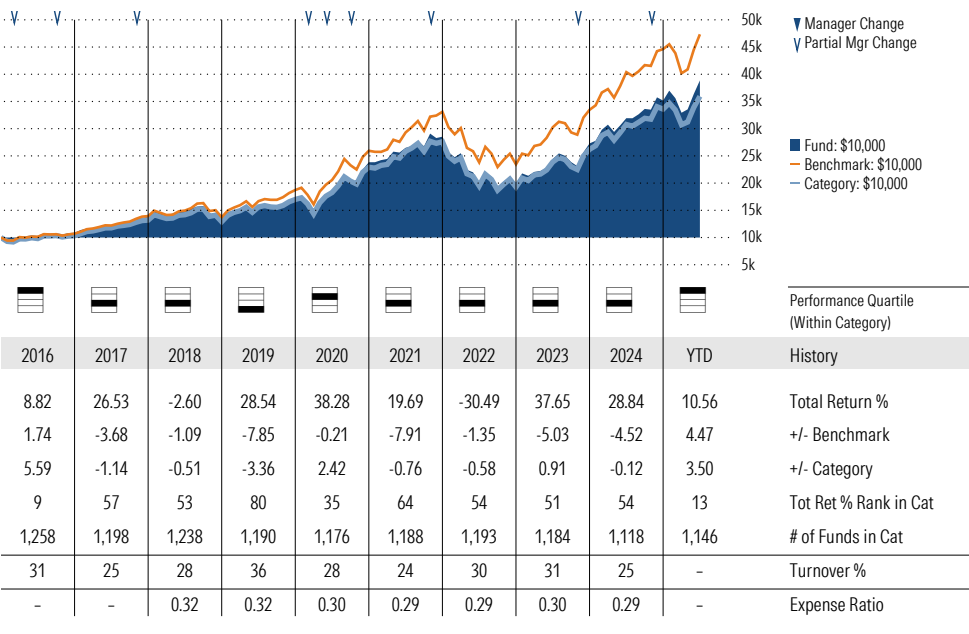
Morningstar Investment Management LLC Analysis

This fund passes all of Morningstar Investment Management's quantitative screens. Morningstar Investment Management has also assessed the fund from a qualitative perspective and, as a fiduciary, is comfortable recommending the fund's use in retirement plans.

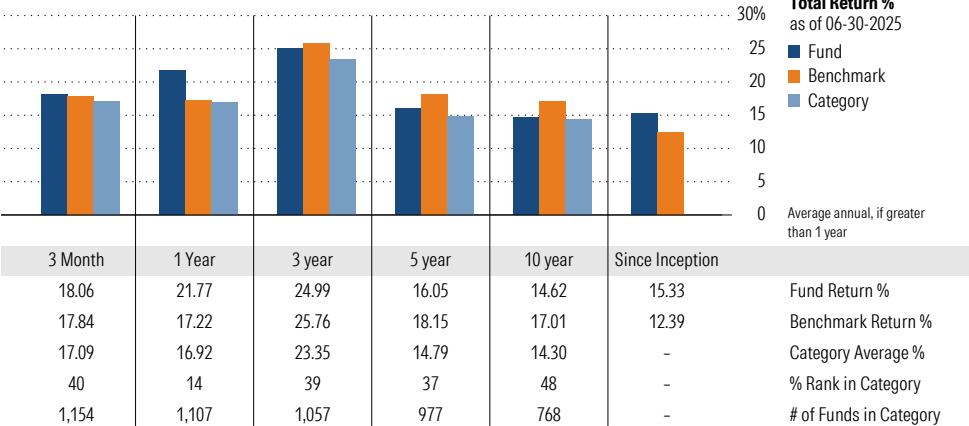
ESG Metrics

Metric	Rating	Updated
Sustainability Rating	1	05-31-2025
Carbon Risk Score	Low Risk	12-31-2022
ESG Commitment	1-Low	04-07-2022

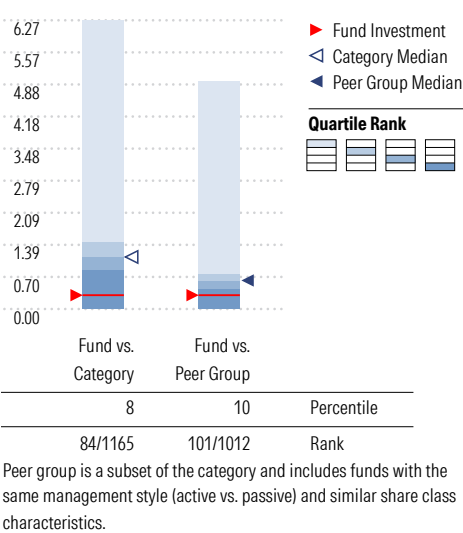
Growth of \$10,000



Trailing Performance



Net Expense



3-Year Risk Metrics

	Fund	Bmark	Cat
Alpha	1.29	-	-1.68
Beta	0.92	-	1.00
R-Squared	93.14	-	91.76
Standard Deviation	17.68	18.62	19.47
Sharpe Ratio	1.09	1.08	0.94
Tracking Error	4.88	-	5.45
Information Ratio	-0.16	-	-0.53
Up Capture Ratio	95.23	-	97.17
Down Capture Ratio	92.76	-	104.72

Portfolio Metrics

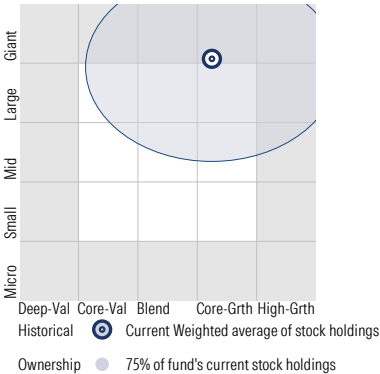
	Fund	Bmark	Cat
Price/Earnings Ratio	27.06	37.27	34.72
Price/Book Ratio	5.97	13.38	9.69
Geom Avg Mkt Cap \$B	252.02	752.83	598.33
ROE	30.97	44.95	37.10

American Funds Growth Fund of Amer R6 RGAGX

Morningstar Category
Large Growth

Morningstar Index
Russell 1000 Growth TR USD

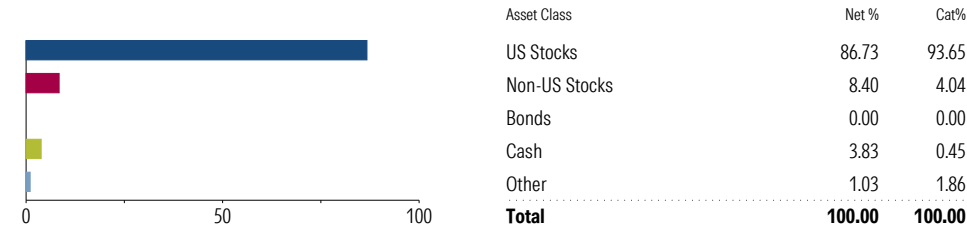
Style Analysis as of 06-30-2025
Morningstar Style Box™



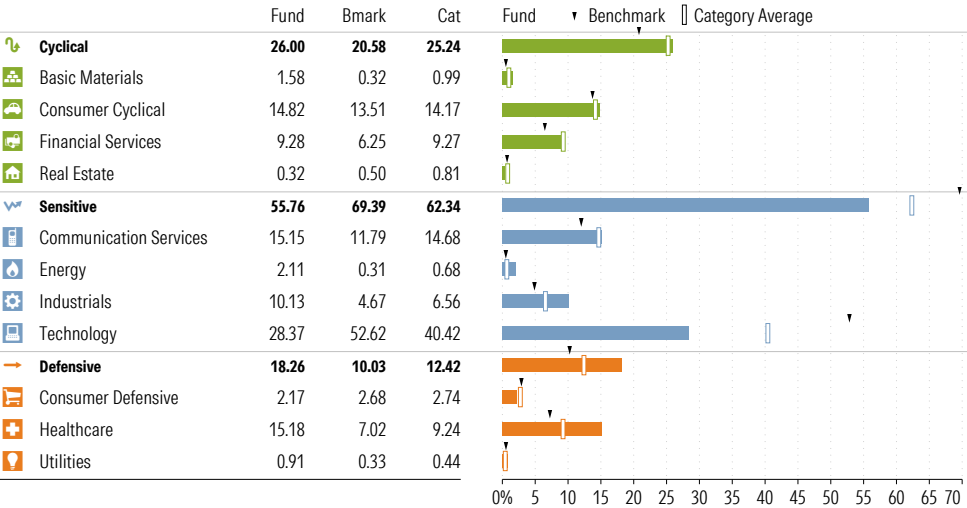
Style Breakdown



Asset Allocation as of 06-30-2025



Sector Weighting as of 06-30-2025



Top 15 Holdings as of 06-30-2025

Name	% Net Asset	Cumulative %	YTD Return %	Morningstar Sector
⊖ Meta Platforms Inc Class A	5.51	5.51	26.24	Communication Svc
⊖ Microsoft Corp	4.69	10.20	18.40	Technology
⊖ Amazon.com Inc	4.03	14.23	0.00	Consumer Cyclical
⊕ NVIDIA Corp	3.90	18.12	17.66	Technology
⊕ Capital Group Central Cash Fund	3.69	21.81	-	-
⊕ Eli Lilly and Co	3.14	24.95	1.36	Healthcare
⊖ Broadcom Inc	2.78	27.73	19.41	Technology
⊖ Netflix Inc	2.48	30.21	50.24	Communication Svc
⊕ Alphabet Inc Class C	2.13	32.34	-6.64	Communication Svc
⊕ Vertex Pharmaceuticals Inc	2.00	34.34	10.55	Healthcare
⊕ Uber Technologies Inc	1.96	36.30	54.68	Technology
⊖ Tesla Inc	1.94	38.24	-21.34	Consumer Cyclical
⊖ Alphabet Inc Class A	1.67	39.91	-6.69	Communication Svc
⊕ Boeing Co	1.66	41.57	18.38	Industrials
⊖ Royal Caribbean Group	1.58	43.15	36.39	Consumer Cyclical

Total Holdings 317

⊕ Increase ⊖ Decrease ✨ New to Portfolio

American Funds Intl Gr and Inc R6 RIGGX

Morningstar Category
Foreign Large Blend

Morningstar Index
MSCI ACWI Ex USA NR USD

Portfolio Manager(s)

Steven Watson since 10-2008
Andrew Suzman since 10-2008
Patrice Collette since 09-2010
Leo Hee since 07-2015
Michael Cohen since 07-2018
Lisa Thompson since 09-2018
Barbara Burtin since 09-2024
Bobby Chada since 09-2024

Quantitative Screens

- Performance: The fund has finished in the Foreign Large Blend category's top three quartiles in 9 of the 10 years it's been in existence.
- Management: The fund's management has been in place for 16.76 years.
- Style: The fund has landed in its primary style box — Large Blend — 100 % of the time over the past three years.
- Net Expense: The fund's expense ratio of 0.54 is 33.33% lower than the Foreign Large Blend category average.

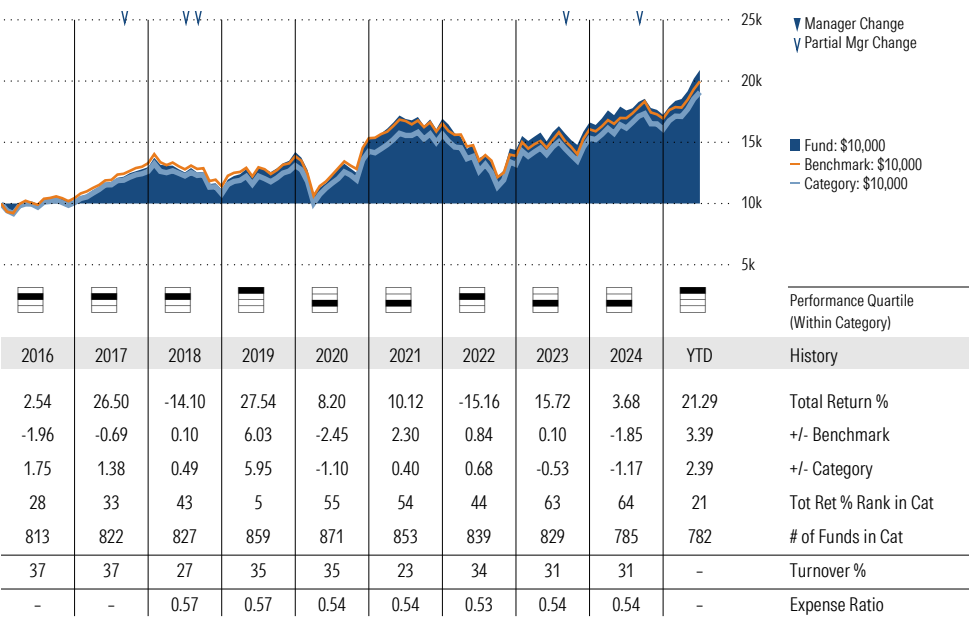
Morningstar Investment Management LLC Analysis

This fund passes all of Morningstar Investment Management's quantitative screens. Morningstar Investment Management has also assessed the fund from a qualitative perspective and, as a fiduciary, is comfortable recommending the fund's use in retirement plans.

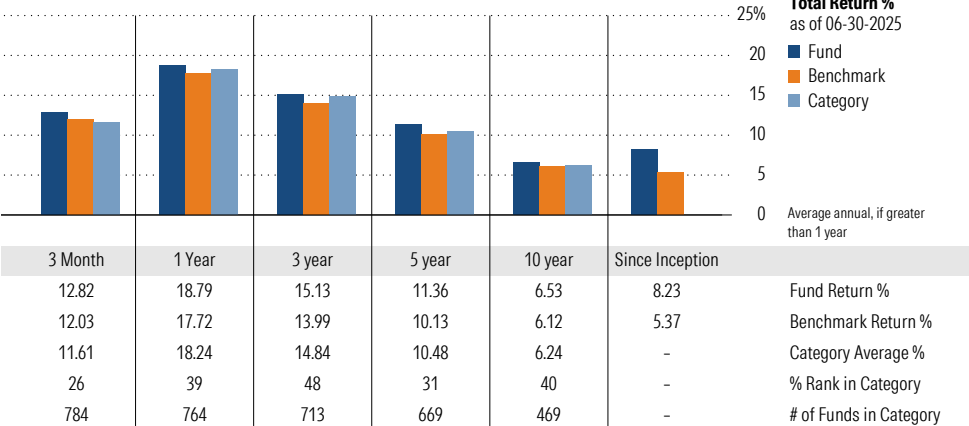
ESG Metrics

Metric	Rating	Updated
Sustainability Rating	3	05-31-2025
Carbon Risk Score	Low Risk	12-31-2022
ESG Commitment	1-Low	02-15-2022

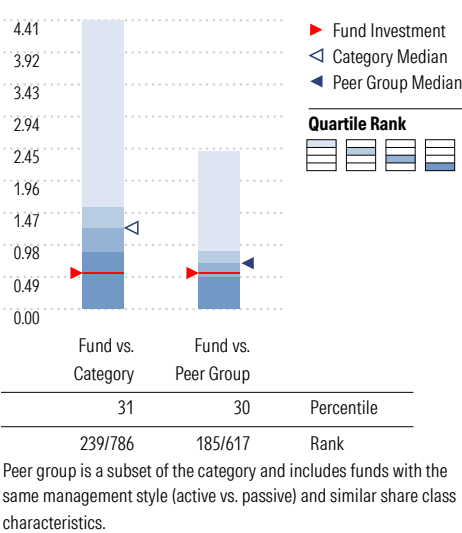
Growth of \$10,000



Trailing Performance



Net Expense



3-Year Risk Metrics

	Fund	Bmark	Cat
Alpha	1.25	-	0.55
Beta	0.98	-	1.02
R-Squared	94.88	-	92.02
Standard Deviation	15.10	14.96	15.88
Sharpe Ratio	0.69	0.63	0.65
Tracking Error	3.42	-	4.43
Information Ratio	0.33	-	0.19
Up Capture Ratio	102.03	-	105.71
Down Capture Ratio	97.11	-	105.97

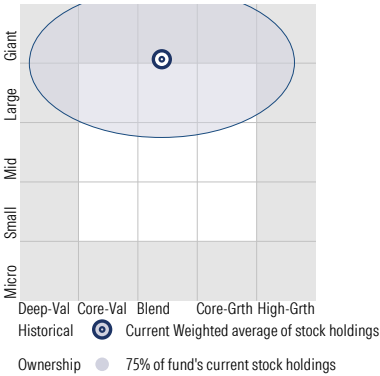
Portfolio Metrics

	Fund	Bmark	Cat
Price/Earnings Ratio	15.50	16.35	16.81
Price/Book Ratio	1.75	1.91	1.99
Geom Avg Mkt Cap \$B	53.24	57.95	65.68
ROE	17.71	17.20	18.02

American Funds Intl Gr and Inc R6 RIGGX

Morningstar Category Foreign Large Blend
Morningstar Index MSCI ACWI Ex USA NR USD

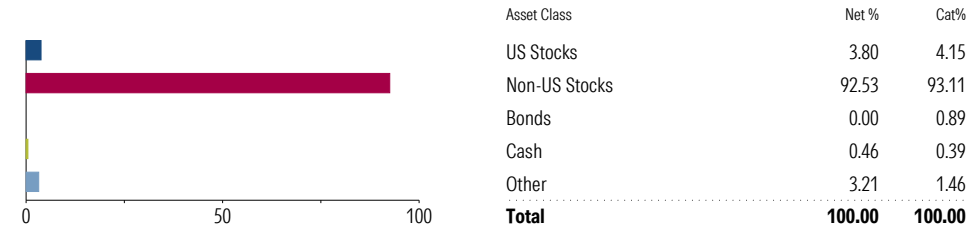
Style Analysis as of 06-30-2025
Morningstar Style Box™



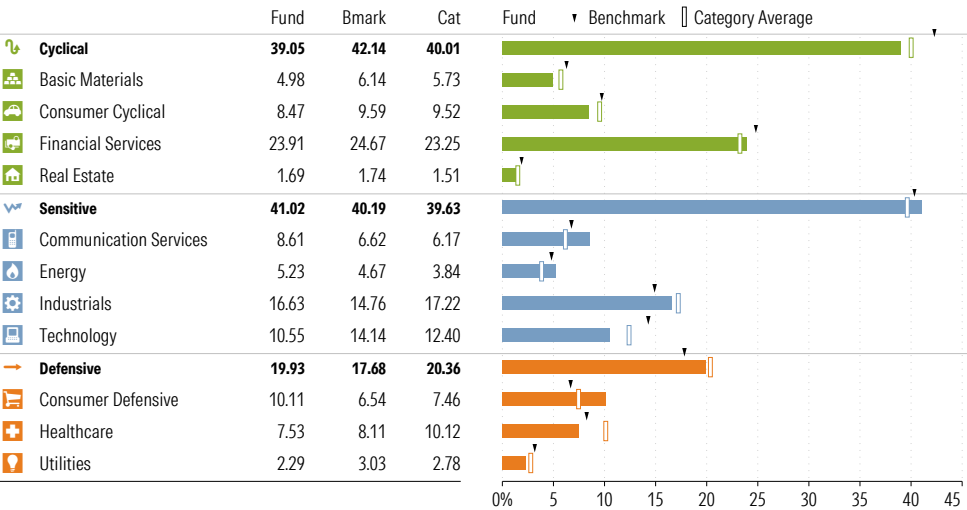
Style Breakdown



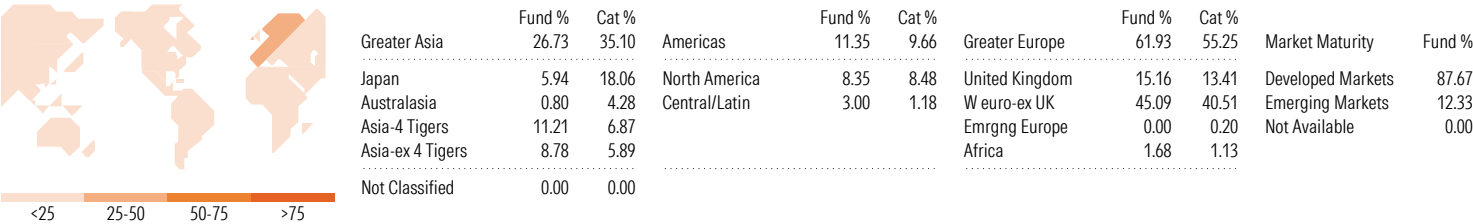
Asset Allocation as of 06-30-2025



Sector Weighting as of 06-30-2025



World Regions % Equity 06-30-2025



Top 10 Holdings as of 06-30-2025

Name	% Net Asset	Cumulative %	YTD Return %	Morningstar Sector
⊖ Taiwan Semiconductor Manufacturing Co Ltd	3.13	3.13	-	Technology
⊖ Capital Group Central Cash M	2.98	6.11	-	-
⊖ BAE Systems PLC	2.27	8.37	-	Industrials
⊖ TotalEnergies SE	2.05	10.42	-	Energy
⊕ Sanofi SA	2.03	12.45	-	Healthcare
⊕ AstraZeneca PLC	1.65	14.10	-	Healthcare
⊖ British American Tobacco PLC	1.56	15.66	-	Consumer Defensive
⊖ ASML Holding NV	1.45	17.11	-	Technology
⊕ UniCredit SpA	1.25	18.36	-	Financial Services
⊖ AXA SA	1.23	19.59	-	Financial Services

Total Holdings 271

⊕ Increase ⊖ Decrease ✨ New to Portfolio

American Funds New Perspective R6 RNPGX

Morningstar Category
Global Large-Stock Growth

Morningstar Index
MSCI ACWI NR USD

Portfolio Manager(s)

Robert Lovelace since 12-2000
Joanna Jonsson since 12-2005
Steven Watson since 12-2005
Brady Enright since 12-2005
Noriko Chen since 04-2012
Andraz Razen since 07-2015
Barbara Burtin since 12-2018
Patrice Collette since 12-2018
Kohei Higashi since 12-2020
Anne-Marie Peterson since 12-2020

Quantitative Screens

- ✓ Performance: The fund has finished in the Global Large-Stock Growth category's top three quartiles in 10 of the 10 years it's been in existence.
- ✓ Management: The fund's management has been in place for 24.59 years.
- ✓ Style: The fund has landed in its primary style box — Large Growth — 100 % of the time over the past three years.
- ✓ Net Expense: The fund's expense ratio of 0.41 is 61.32% lower than the Global Large-Stock Growth category average.

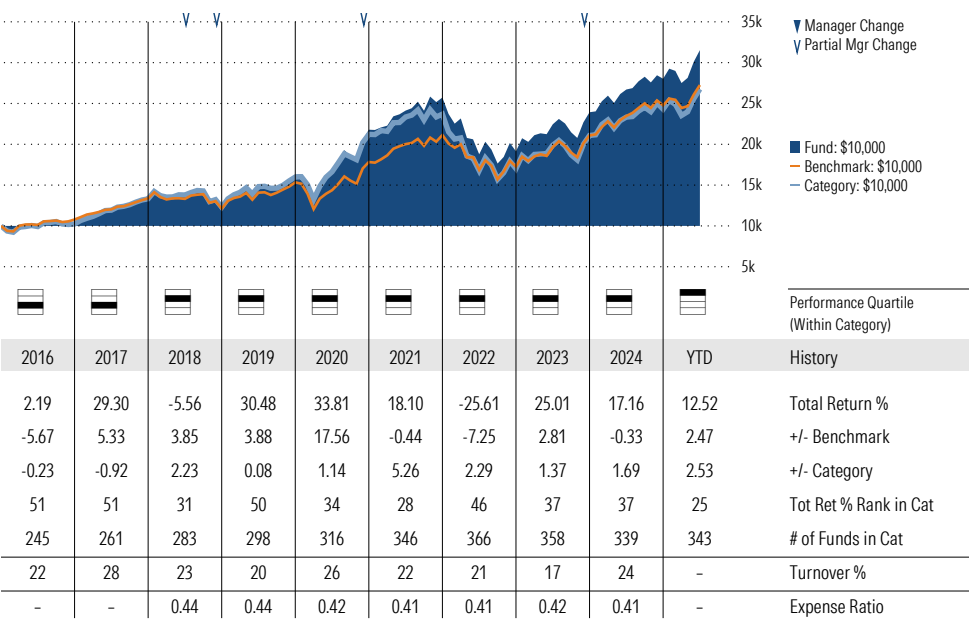
Morningstar Investment Management LLC Analysis

This fund passes all of Morningstar Investment Management's quantitative screens. Morningstar Investment Management has also assessed the fund from a qualitative perspective and, as a fiduciary, is comfortable recommending the fund's use in retirement plans.

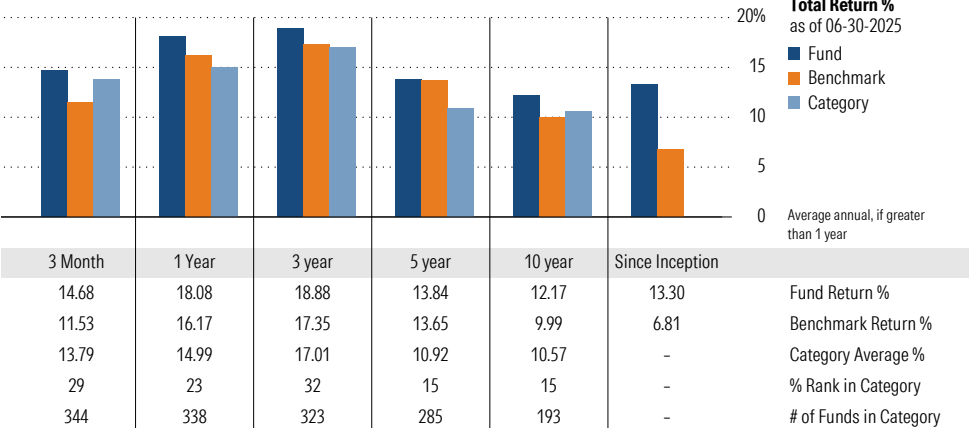
ESG Metrics

Metric	Rating	Updated
Sustainability Rating	2	05-31-2025
Carbon Risk Score	Low Risk	12-31-2022
ESG Commitment	2-Basic	02-15-2022

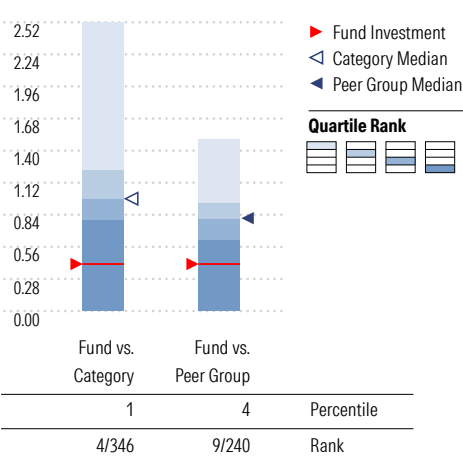
Growth of \$10,000



Trailing Performance



Net Expense



Peer group is a subset of the category and includes funds with the same management style (active vs. passive) and similar share class characteristics.

3-Year Risk Metrics

	Fund	Bmark	Cat
Alpha	0.53	-	-1.26
Beta	1.05	-	1.13
R-Squared	97.08	-	89.00
Standard Deviation	15.79	14.76	17.81
Sharpe Ratio	0.88	0.84	0.75
Tracking Error	2.81	-	6.22
Information Ratio	0.54	-	0.02
Up Capture Ratio	106.22	-	109.40
Down Capture Ratio	103.88	-	115.70

Portfolio Metrics

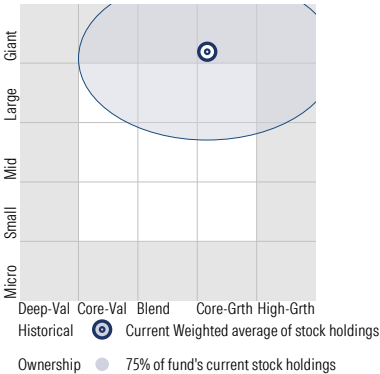
	Fund	Bmark	Cat
Price/Earnings Ratio	24.52	21.93	26.48
Price/Book Ratio	3.69	3.16	4.62
Geom Avg Mkt Cap \$B	166.14	185.31	224.92
ROE	25.42	27.83	29.34

American Funds New Perspective R6 RNPGX

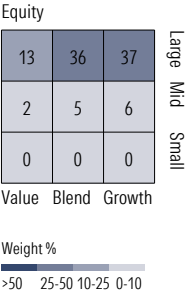
Morningstar Category
Global Large-Stock Growth

Morningstar Index
MSCI ACWI NR USD

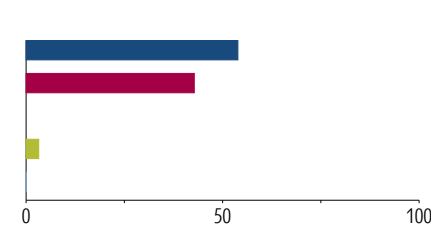
Style Analysis as of 06-30-2025
Morningstar Style Box™



Style Breakdown

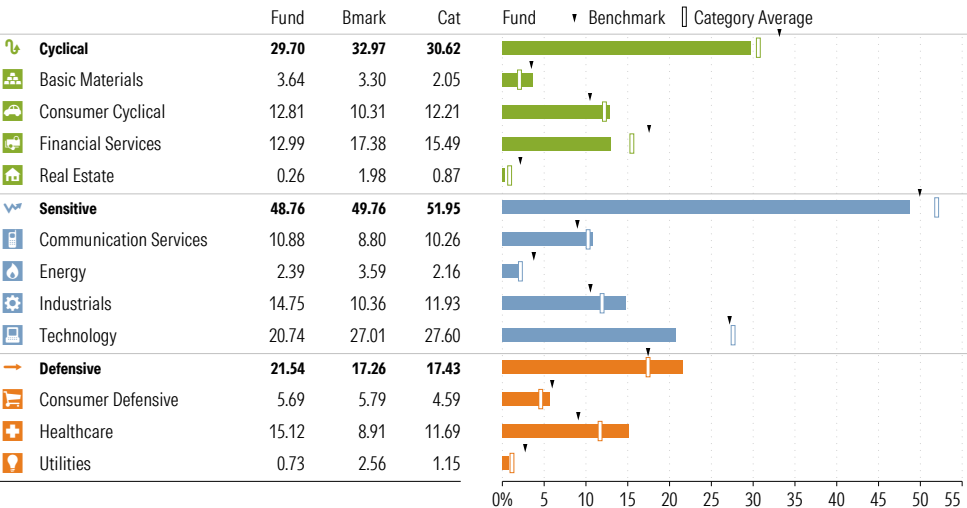


Asset Allocation as of 06-30-2025

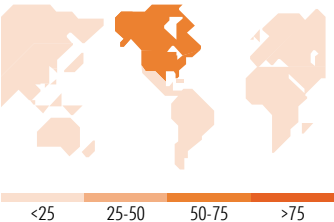


Asset Class	Net %	Cat%
US Stocks	53.89	58.70
Non-US Stocks	42.79	38.91
Bonds	0.00	0.01
Cash	3.21	1.66
Other	0.10	0.73
Total	100.00	100.00

Sector Weighting as of 06-30-2025



World Regions % Equity 06-30-2025



Greater Asia	Fund % 10.36	Cat % 13.47	Americas	Fund % 60.10	Cat % 64.30	Greater Europe	Fund % 29.54	Cat % 22.24	Market Maturity	Fund %
Japan	3.40	4.00	North America	58.76	62.59	United Kingdom	5.90	4.76	Developed Markets	96.42
Australasia	0.41	0.29	Central/Latin	1.34	1.71	W euro-ex UK	23.40	17.20	Emerging Markets	3.58
Asia-4 Tigers	4.56	4.01				Emrgng Europe	0.00	0.00	Not Available	0.00
Asia-ex 4 Tigers	1.99	5.17				Africa	0.24	0.28		
Not Classified	0.00	0.00								

Top 10 Holdings as of 06-30-2025

Name	% Net Asset	Cumulative %	YTD Return %	Morningstar Sector
⊖ Meta Platforms Inc Class A	3.78	3.78	26.24	Communication Svc
⊕ Capital Group Central Cash Fund	3.18	6.96	-	-
⊖ Microsoft Corp	3.05	10.01	18.40	Technology
⊖ Taiwan Semiconductor Manufacturing Co Ltd	2.72	12.73	-	Technology
⊖ Broadcom Inc	2.19	14.91	19.41	Technology
⊖ Tesla Inc	2.04	16.95	-21.34	Consumer Cyclical
⊖ NVIDIA Corp	1.70	18.66	17.66	Technology
⊖ Netflix Inc	1.63	20.28	50.24	Communication Svc
⊕ Eli Lilly and Co	1.58	21.87	1.36	Healthcare
⊕ Essilorluxottica	1.56	23.43	-	Healthcare

Total Holdings 268

⊕ Increase ⊖ Decrease ✨ New to Portfolio

American Funds New World R6 RNWGX

Morningstar Category Diversified Emerging Mkts
Morningstar Index MSCI EM NR USD

Portfolio Manager(s)

Carl Kawaja since 06-1999
Robert Lovelace since 06-1999
Christopher Thomsen since 01-2009
Winnie Kwan since 01-2009
Tomonori Tani since 10-2013
Bradford Freer since 01-2017
Akira Shiraishi since 01-2017
Lisa Thompson since 10-2019
Kirstie Spence since 12-2019
Dawid Justus since 01-2020
Piyada Phanaphat since 01-2020
Matt Hochstetler since 01-2024

Quantitative Screens

- Performance: The fund has finished in the Diversified Emerging Mkts category's top three quartiles in 10 of the 10 years it's been in existence.
- Management: The fund's management has been in place for 26.05 years.
- Style: The fund has landed in its primary style box — Large Growth — 100 % of the time over the past three years.
- Net Expense: The fund's expense ratio of 0.57 is 47.71% lower than the Diversified Emerging Mkts category average.

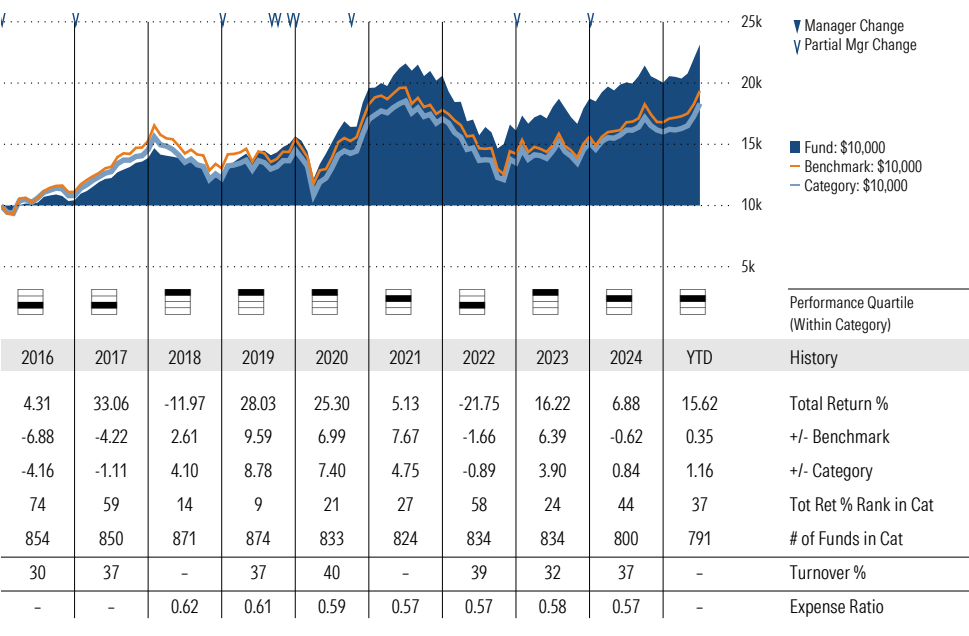
Morningstar Investment Management LLC Analysis

This fund passes all of Morningstar Investment Management's quantitative screens. Morningstar Investment Management has also assessed the fund from a qualitative perspective and, as a fiduciary, is comfortable recommending the fund's use in retirement plans.

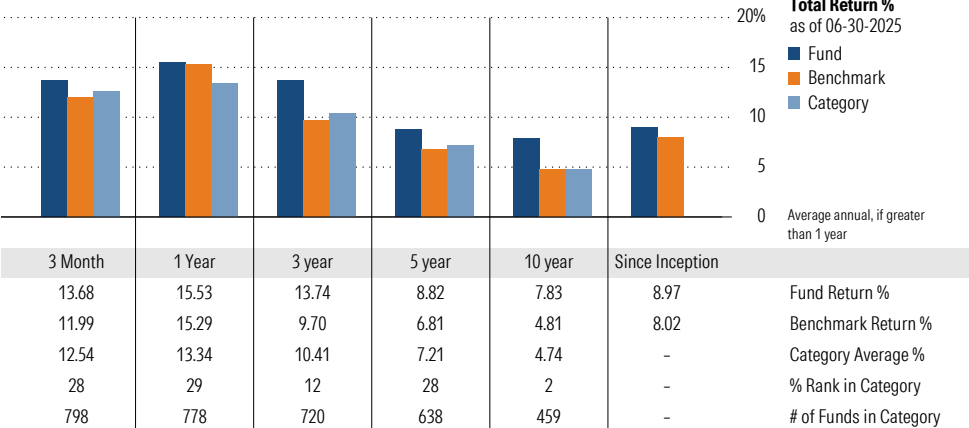
ESG Metrics

Metric	Rating	Updated
Sustainability Rating	3	05-31-2025
Carbon Risk Score	Medium Risk	12-31-2022
ESG Commitment	1-Low	02-15-2022

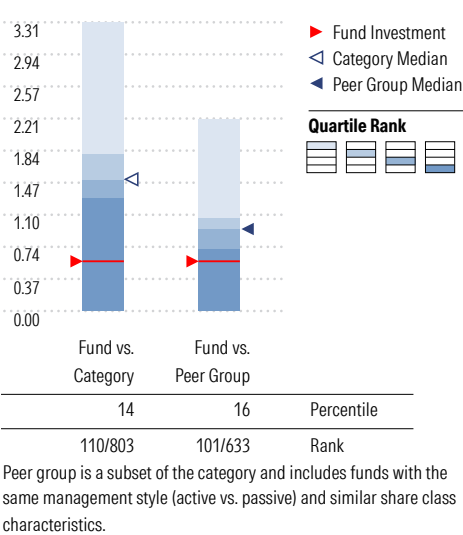
Growth of \$10,000



Trailing Performance



Net Expense



3-Year Risk Metrics

	Fund	Bmark	Cat
Alpha	6.00	-	1.27
Beta	0.74	-	0.91
R-Squared	80.40	-	88.53
Standard Deviation	14.09	17.14	16.60
Sharpe Ratio	0.65	0.35	0.38
Tracking Error	7.69	-	5.58
Information Ratio	0.52	-	0.04
Up Capture Ratio	83.69	-	92.23
Down Capture Ratio	55.49	-	86.22

Portfolio Metrics

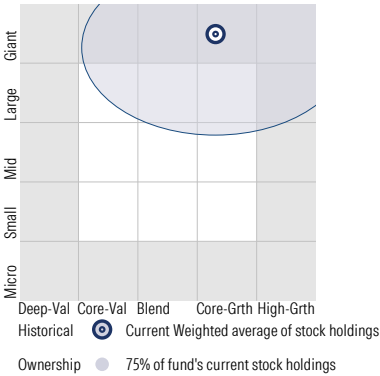
	Fund	Bmark	Cat
Price/Earnings Ratio	17.86	14.23	13.97
Price/Book Ratio	2.86	1.84	1.93
Geom Avg Mkt Cap \$B	72.23	55.18	63.20
ROE	25.07	18.84	20.02

American Funds New World R6 RNWGX

Morningstar Category Diversified Emerging Mkts
Morningstar Index MSCI EM NR USD

Style Analysis as of 06-30-2025

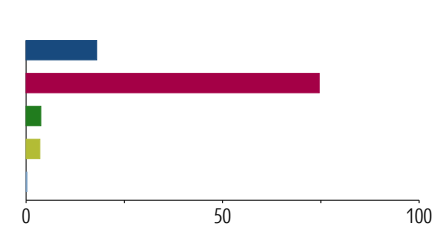
Morningstar Style Box™



Style Breakdown

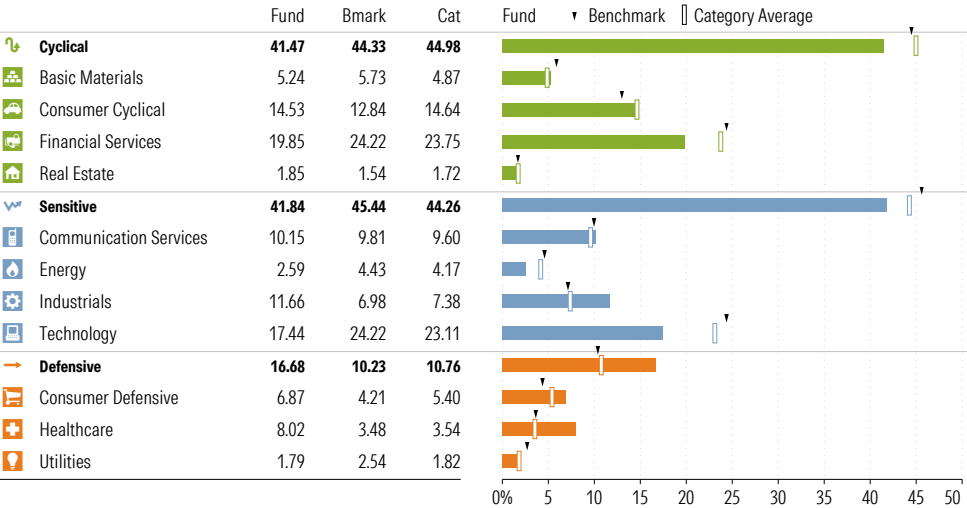


Asset Allocation as of 06-30-2025

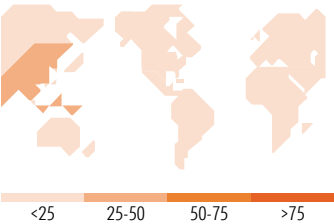


Asset Class	Net %	Cat%
US Stocks	17.96	2.25
Non-US Stocks	74.58	95.72
Bonds	3.75	0.04
Cash	3.49	1.85
Other	0.22	0.14
Total	100.00	100.00

Sector Weighting as of 06-30-2025



World Regions % Equity 06-30-2025



Region	Fund %	Cat %	Region	Fund %	Cat %	Region	Fund %	Cat %	Region	Fund %
Greater Asia	46.18	75.06	Americas	30.52	13.31	Greater Europe	23.30	11.62	Market Maturity	
Japan	1.69	0.00	North America	20.92	1.97	United Kingdom	3.15	0.49	Developed Markets	55.60
Australasia	0.00	0.02	Central/Latin	9.60	11.34	W euro-ex UK	15.53	1.81	Emerging Markets	44.40
Asia-4 Tigers	12.98	27.17				Emrgng Europe	0.46	2.38	Not Available	0.00
Asia-ex 4 Tigers	31.51	47.87				Africa	4.16	6.94		
Not Classified	0.00	0.00								

Top 10 Holdings as of 06-30-2025

Name	% Net Asset	Cumulative %	YTD Return %	Morningstar Sector
⊕ Taiwan Semiconductor Manufacturing Co Ltd	5.58	5.58	-	Technology
⊕ Capital Group Central Cash Fund	3.62	9.20	-	-
⊕ MercadoLibre Inc	2.17	11.37	53.70	Consumer Cyclical
⊖ Microsoft Corp	1.95	13.32	18.40	Technology
⊕ Meta Platforms Inc Class A	1.75	15.06	26.24	Communication Svc
⊖ Tencent Holdings Ltd	1.69	16.75	-	Communication Svc
⊖ Airbus SE	1.33	18.09	-	Industrials
⊕ Banco Bilbao Vizcaya Argentaria SA	1.32	19.40	-	Financial Services
⊕ SK Hynix Inc	1.20	20.60	-	Technology
⊕ Kweichow Moutai Co Ltd Class A	1.16	21.76	-	Consumer Defensive

Total Holdings 585

⊕ Increase ⊖ Decrease ✨ New to Portfolio

Baird Aggregate Bond Inst

BAGIX

Morningstar Category
Intermediate Core Bond

Morningstar Index
Bloomberg US Agg Bond TR USD

Portfolio Manager(s)

M. Sharon deGuzman since 09-2000
Mary Ellen Stanek since 09-2000
Warren Pierson since 09-2000
Charles Groeschell since 09-2000
Meghan Dean since 05-2019
Jay Schwister since 05-2019
Jeffrey Schrom since 05-2019
Patrick Brown since 05-2021
Abhishek Pulakanti since 05-2022
Andrew O'Connell since 05-2022

Quantitative Screens

- ✔ Performance: The fund has finished in the Intermediate Core Bond category's top three quartiles in 10 of the 10 years it's been in existence.
- ✔ Management: The fund's management has been in place for 24.77 years.

Style Consistency is not calculated for Fixed Income funds.

- ✔ Net Expense: The fund's expense ratio of 0.3 is 40% lower than the Intermediate Core Bond category average.

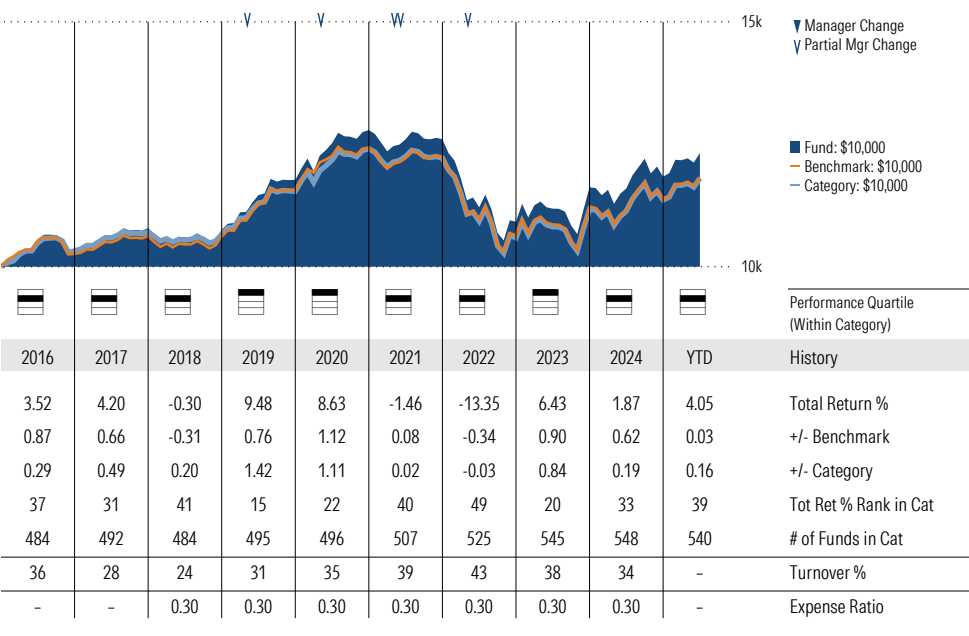
Morningstar Investment Management LLC Analysis

This fund passes all of Morningstar Investment Management's quantitative screens. Morningstar Investment Management has also assessed the fund from a qualitative perspective and, as a fiduciary, is comfortable recommending the fund's use in retirement plans.

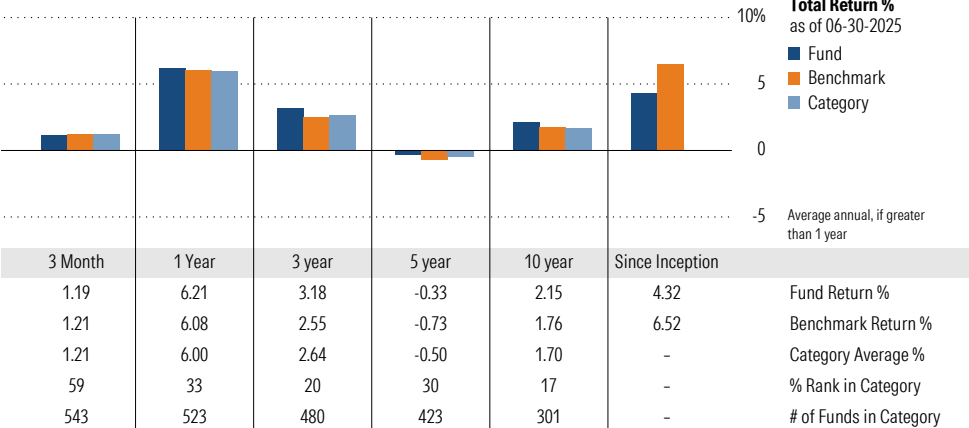
ESG Metrics

Metric	Rating	Updated
Sustainability Rating	4	05-31-2025
ESG Commitment	1-Low	02-15-2022

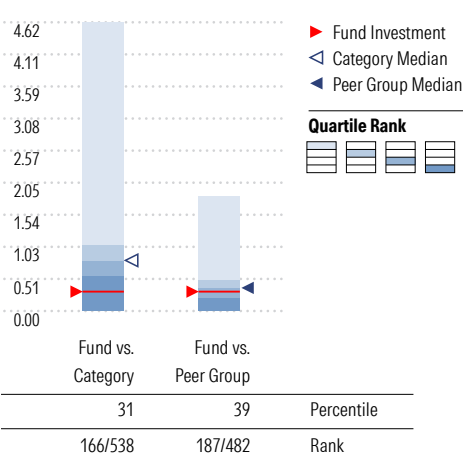
Growth of \$10,000



Trailing Performance



Net Expense



Peer group is a subset of the category and includes funds with the same management style (active vs. passive) and similar share class characteristics.

3-Year Risk Metrics

	Fund	Bmark	Cat
Alpha	0.60	-	0.08
Beta	1.01	-	0.98
R-Squared	99.70	-	98.46
Standard Deviation	7.36	7.30	7.25
Sharpe Ratio	-0.19	-0.28	-0.27
Tracking Error	0.41	-	0.84
Information Ratio	1.55	-	-0.03
Up Capture Ratio	102.44	-	98.39
Down Capture Ratio	96.29	-	97.58

Portfolio Metrics

	Fund	Bmark	Cat
Avg Eff Duration	6.09	4.43	5.70
Avg Eff Maturity	8.13	-	8.66

Baird Aggregate Bond Inst BAGIX

Morningstar Category
Intermediate Core Bond

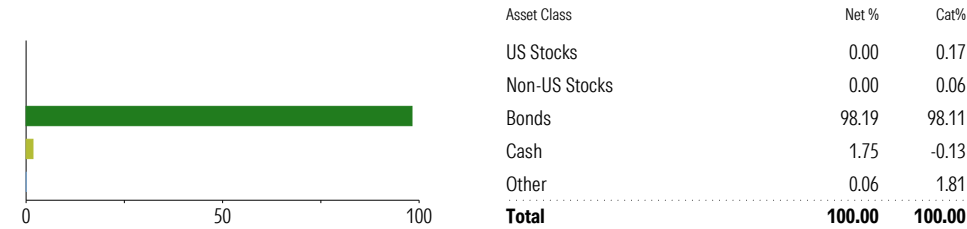
Morningstar Index
Bloomberg US Agg Bond TR USD

Style Analysis as of 06-30-2025

Style Breakdown

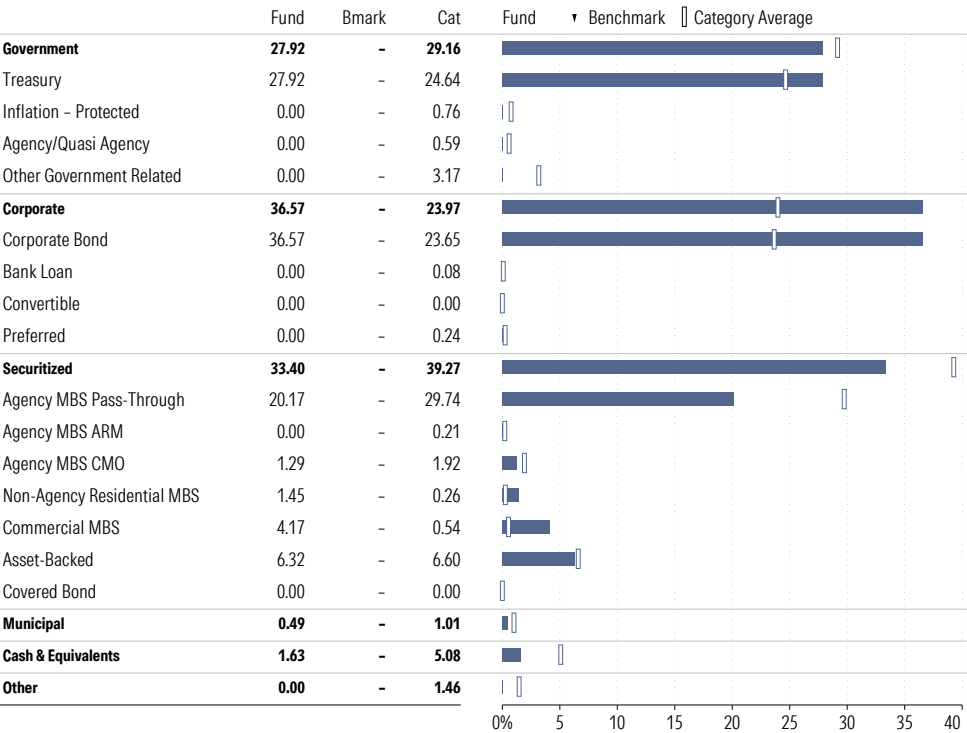


Asset Allocation as of 06-30-2025



Credit Rating Breakdown	Fund	Bmark	Cat
AAA	62.90	3.53	16.42
AA	3.20	74.59	47.36
A	13.00	10.82	22.38
BBB	20.70	8.32	11.54
BB	0.20	0.28	0.68
B	0.00	0.00	0.29
Below B	0.00	0.00	0.07
Not Rated	0.00	2.46	1.25

Sector Weighting as of 06-30-2025



Top 10 Holdings as of 06-30-2025

Name	Maturity Date	% Net Asset	Cumulative %	Fixed Income Sector
United States Treasury Notes 4.25%	01-2028	2.56	2.56	-
⊕ United States Treasury Notes 1.88%	02-2032	1.69	4.24	-
United States Treasury Bonds 3.88%	05-2043	1.63	5.87	-
⊖ First American Government Obligs U	02-2030	1.57	7.44	-
United States Treasury Bonds 2.88%	05-2043	1.53	8.97	-
United States Treasury Bonds 2.38%	02-2042	1.49	10.46	-
United States Treasury Bonds 3.38%	08-2042	1.32	11.79	-
⊖ United States Treasury Bonds 2.88%	05-2052	1.31	13.09	-
United States Treasury Notes 3.88%	11-2027	1.29	14.39	-
United States Treasury Notes 2.38%	03-2029	1.17	15.56	-

Total Holdings 1931

⊕ Increase ⊖ Decrease ✱ New to Portfolio

BlackRock High Yield Instl BHYIX

Morningstar Category
High Yield Bond

Morningstar Index
ICE BofA US High Yield TR USD

Portfolio Manager(s)

Mitchell Garfin since 12-2009
David Delbos since 12-2014

Quantitative Screens

- Performance: The fund has finished in the High Yield Bond category's top three quartiles in 10 of the 10 years it's been in existence.
 - Management: The fund's management has been in place for 15.51 years.
- Style Consistency is not calculated for Fixed Income funds.
- Net Expense: The fund's expense ratio of 0.58 is 33.33% lower than the High Yield Bond category average.

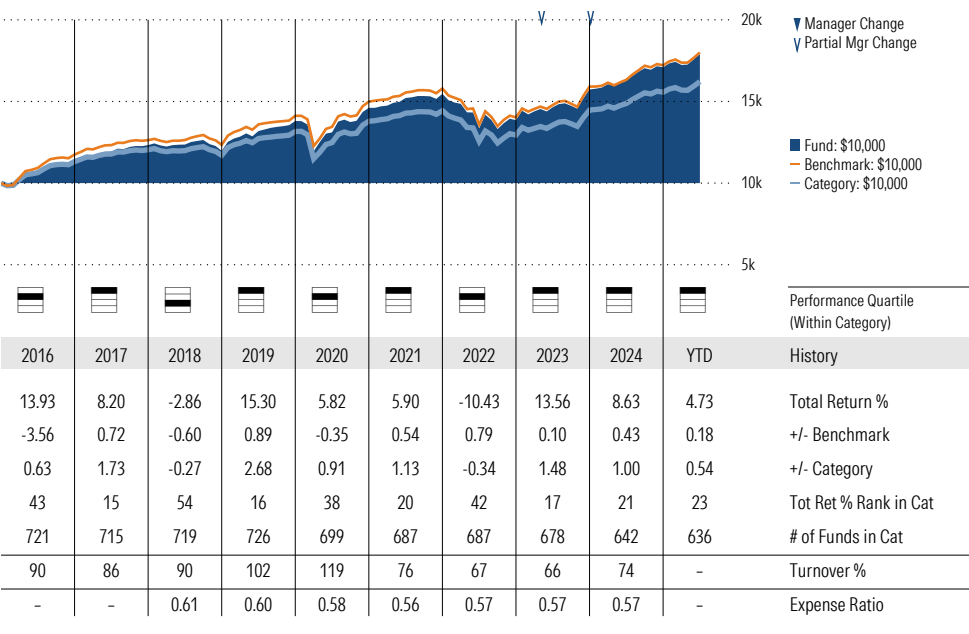
Morningstar Investment Management LLC Analysis

This fund passes all of Morningstar Investment Management's quantitative screens. Morningstar Investment Management has also assessed the fund from a qualitative perspective and, as a fiduciary, is comfortable recommending the fund's use in retirement plans.

ESG Metrics

Metric	Rating	Updated
ESG Commitment	2-Basic	02-15-2022

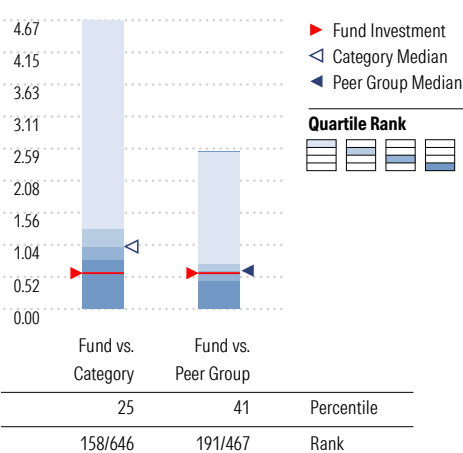
Growth of \$10,000



Trailing Performance



Net Expense



Peer group is a subset of the category and includes funds with the same management style (active vs. passive) and similar share class characteristics.

3-Year Risk Metrics

	Fund	Bmark	Cat
Alpha	0.42	-	0.23
Beta	1.00	-	0.89
R-Squared	99.38	-	93.15
Standard Deviation	6.78	6.79	6.25
Sharpe Ratio	0.77	0.72	0.66
Tracking Error	0.53	-	1.69
Information Ratio	0.76	-	-0.62
Up Capture Ratio	101.58	-	90.62
Down Capture Ratio	97.18	-	88.85

Portfolio Metrics

	Fund	Bmark	Cat
Avg Eff Duration	2.86	-	2.59
Avg Eff Maturity	-	-	4.75

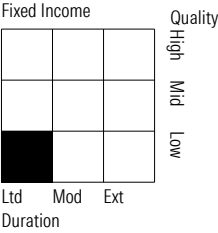
BlackRock High Yield Instl BHYIX

Morningstar Category
High Yield Bond

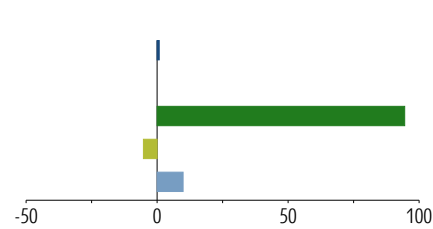
Morningstar Index
ICE BofA US High Yield TR USD

Style Analysis as of 06-30-2025

Style Breakdown



Asset Allocation as of 06-30-2025



Asset Class	Net %	Cat%
US Stocks	0.80	0.47
Non-US Stocks	0.00	0.05
Bonds	94.50	96.21
Cash	-5.22	1.33
Other	9.92	1.95
Total	100.00	100.00

Credit Rating Breakdown	Fund	Bmark	Cat
AAA	0.00	-	1.04
AA	0.00	-	0.17
A	0.00	-	0.05
BBB	4.05	-	4.81
BB	32.47	-	44.26
B	46.04	-	29.44
Below B	15.74	-	17.84
Not Rated	1.70	-	2.39

Sector Weighting as of 06-30-2025

	Fund	Bmark	Cat	Fund	Benchmark	Category Average
Government	0.00	-	5.14			
Treasury	0.00	-	0.96			
Inflation - Protected	0.00	-	0.00			
Agency/Quasi Agency	0.00	-	0.00			
Other Government Related	0.00	-	4.18			
Corporate	90.35	-	88.87			
Corporate Bond	80.33	-	85.73			
Bank Loan	6.90	-	2.04			
Convertible	0.78	-	0.53			
Preferred	2.34	-	0.57			
Securitized	0.10	-	1.17			
Agency MBS Pass-Through	0.00	-	0.07			
Agency MBS ARM	0.00	-	0.00			
Agency MBS CMO	0.00	-	0.11			
Non-Agency Residential MBS	0.00	-	0.06			
Commercial MBS	0.00	-	0.07			
Asset-Backed	0.10	-	0.86			
Covered Bond	0.00	-	0.00			
Municipal	0.00	-	0.04			
Cash & Equivalents	4.11	-	4.67			
Other	5.43	-	0.10			

Top 10 Holdings as of 06-30-2025

Name	Maturity Date	% Net Asset	Cumulative %	Fixed Income Sector
✱ Cash Offset	-	8.10	8.10	-
⊖ BlackRock Liquidity T-Fund Instl	-	3.95	12.05	-
Ice: (Cdx.Na.Hy.44.V1)	06-2030	2.83	14.88	-
⊕ iShares Broad USD High Yield Corp Bd ETF	-	2.80	17.68	-
⊖ EUR/USD Purchased	06-2025	1.39	19.07	-
⊕ EUR/USD Purchased	06-2025	1.34	20.41	-
HUB International Ltd.	01-2032	1.02	21.43	-
⊖ EUR/USD Purchased	06-2025	0.98	22.41	-
TRSWAP: IBOXHY INDEX	09-2025	0.95	23.36	-
⊕ EUR/USD Purchased	06-2025	0.94	24.31	-

Total Holdings 1455

⊕ Increase ⊖ Decrease ✱ New to Portfolio

Invesco Growth and Income Y ACGMX

Morningstar Category
Large Value
Morningstar Index
Russell 1000 Value TR USD

Portfolio Manager(s)

Sergio Marcheli since 03-2003
Brian Jurkash since 12-2015
Matthew Titus since 01-2016

Quantitative Screens

- Performance: The fund has finished in the Large Value category's top three quartiles in 9 of the 10 years it's been in existence.
- Management: The fund's management has been in place for 22.35 years.
- Style: The fund has landed in its primary style box — Large Value — 100 % of the time over the past three years.
- Net Expense: The fund's expense ratio of 0.53 is 38.37% lower than the Large Value category average.

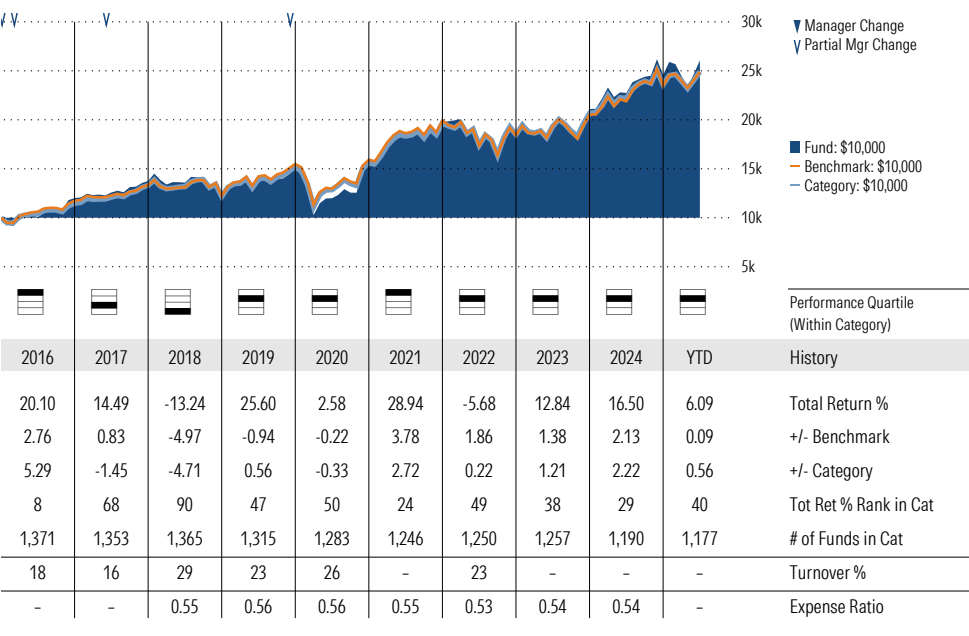
Morningstar Investment Management LLC Analysis

This fund passes all of Morningstar Investment Management's quantitative screens. Morningstar Investment Management has also assessed the fund from a qualitative perspective and, as a fiduciary, is comfortable recommending the fund's use in retirement plans.

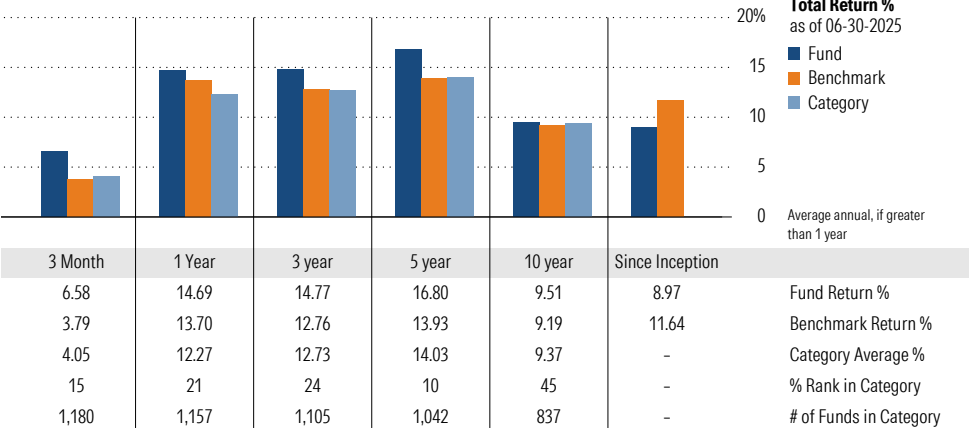
ESG Metrics

Metric	Rating	Updated
Sustainability Rating	2	05-31-2025
Carbon Risk Score	Medium Risk	12-31-2022

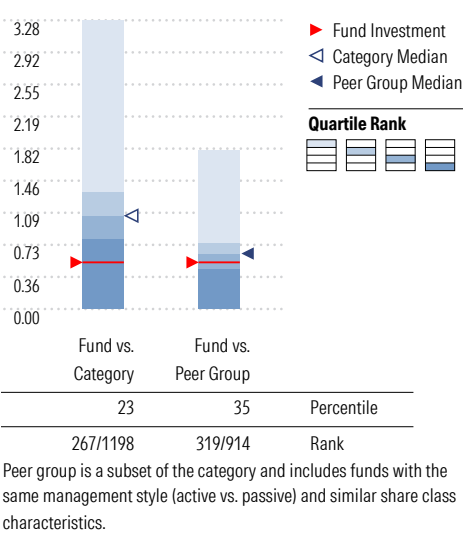
Growth of \$10,000



Trailing Performance



Net Expense



3-Year Risk Metrics

	Fund	Bmark	Cat
Alpha	1.46	-	0.57
Beta	1.04	-	0.94
R-Squared	94.65	-	93.77
Standard Deviation	16.91	15.88	15.48
Sharpe Ratio	0.62	0.54	0.54
Tracking Error	3.95	-	3.96
Information Ratio	0.51	-	-0.04
Up Capture Ratio	105.93	-	95.09
Down Capture Ratio	99.88	-	92.81

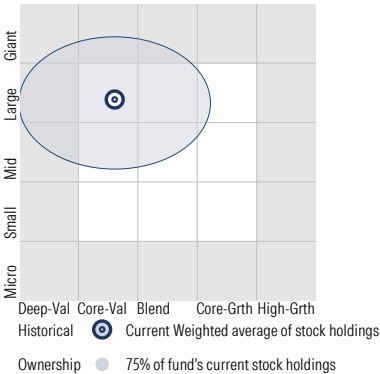
Portfolio Metrics

	Fund	Bmark	Cat
Price/Earnings Ratio	20.15	20.10	18.87
Price/Book Ratio	2.45	2.73	2.51
Geom Avg Mkt Cap \$B	113.97	104.18	141.13
ROE	18.34	18.89	20.63

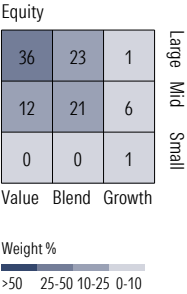
Invesco Growth and Income Y ACGMX

Morningstar Category Large Value
Morningstar Index Russell 1000 Value TR USD

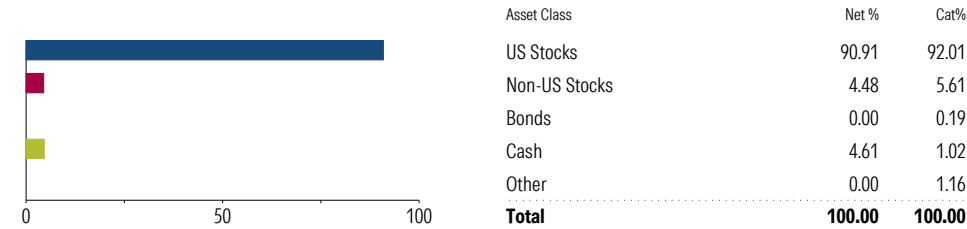
Style Analysis as of 06-30-2025
Morningstar Style Box™



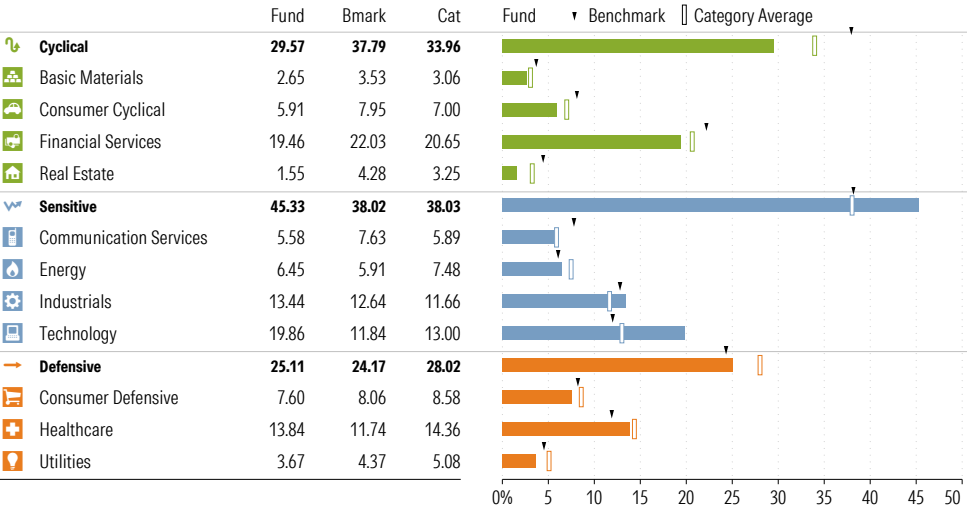
Style Breakdown



Asset Allocation as of 06-30-2025



Sector Weighting as of 06-30-2025



Top 15 Holdings as of 06-30-2025

Name	% Net Asset	Cumulative %	YTD Return %	Morningstar Sector
Wells Fargo & Co	3.53	3.53	15.21	Financial Services
Bank of America Corp	3.28	6.80	8.85	Financial Services
Invesco Shrt-Trm Inv Treasury Instl	2.86	9.66	-	-
Amazon.com Inc	2.50	12.16	0.00	Consumer Cyclical
Microsoft Corp	2.47	14.64	18.40	Technology
Philip Morris International Inc	2.27	16.91	53.58	Consumer Defensive
Johnson Controls International PLC Registered Shares	2.22	19.13	34.75	Industrials
Parker Hannifin Corp	2.10	21.23	10.36	Industrials
Johnson & Johnson	2.01	23.24	7.38	Healthcare
Charles Schwab Corp	1.99	25.23	24.01	Financial Services
Microchip Technology Inc	1.96	27.19	24.29	Technology
Willis Towers Watson PLC	1.94	29.13	-1.56	Financial Services
The Walt Disney Co	1.89	31.02	11.82	Communication Svc
Sysco Corp	1.79	32.81	0.39	Consumer Defensive
US Foods Holding Corp	1.78	34.59	14.16	Consumer Defensive

Total Holdings 85

⊕ Increase ⊖ Decrease ✨ New to Portfolio

Invesco Oppenheimer International Gr Y OIGYX

Morningstar Category Foreign Large Growth
Morningstar Index MSCI EAFE NR USD

Portfolio Manager(s)

Robert Dunphy since 03-2012
Ananya Lodaya since 12-2024

Quantitative Screens

- Performance: The fund has finished in the Foreign Large Growth category's top three quartiles in 7 of the 10 years it's been in existence.
- Management: The fund's management has been in place for 13.26 years.
- Style: The fund has landed in its primary style box — Large Growth — 100 % of the time over the past three years.
- Net Expense: The fund's expense ratio of 0.86 is 13.13% lower than the Foreign Large Growth category average.

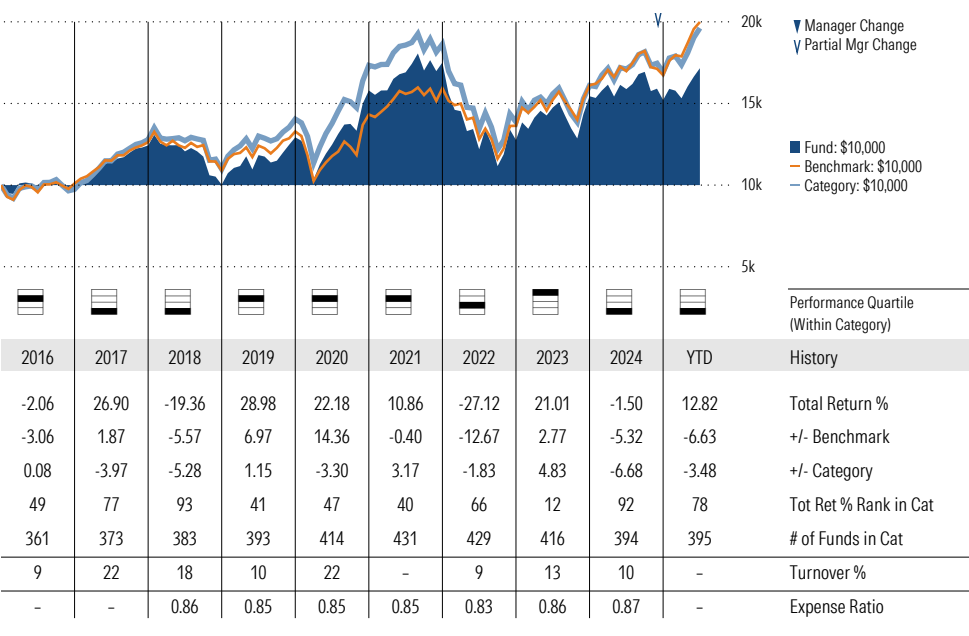
Morningstar Investment Management LLC Analysis

This fund passes all of Morningstar Investment Management's quantitative screens. Morningstar Investment Management has also assessed the fund from a qualitative perspective and, as a fiduciary, is comfortable recommending the fund's use in retirement plans.

ESG Metrics

Metric	Rating	Updated
Sustainability Rating	4	05-31-2025
Carbon Risk Score	Low Risk	12-31-2022

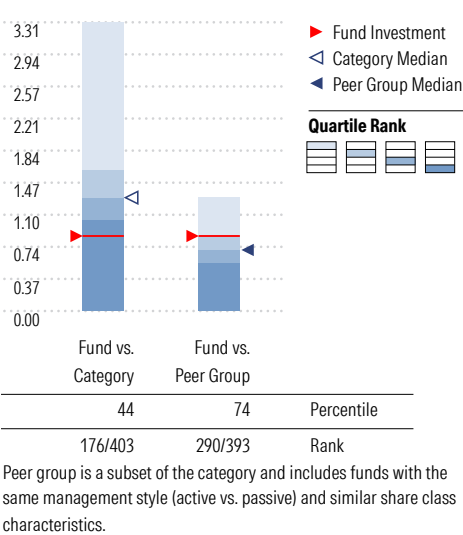
Growth of \$10,000



Trailing Performance



Net Expense



3-Year Risk Metrics

	Fund	Bmark	Cat
Alpha	-5.91	-	-3.28
Beta	1.19	-	1.09
R-Squared	90.78	-	87.02
Standard Deviation	19.24	15.37	18.06
Sharpe Ratio	0.44	0.73	0.53
Tracking Error	6.55	-	6.76
Information Ratio	-0.59	-	-0.42
Up Capture Ratio	103.65	-	99.92
Down Capture Ratio	128.80	-	113.98

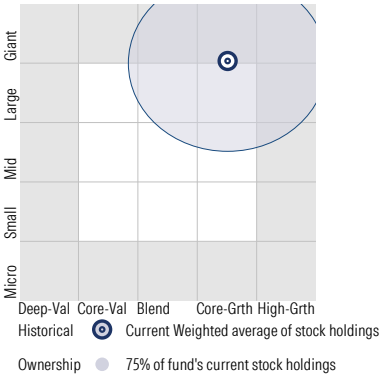
Portfolio Metrics

	Fund	Bmark	Cat
Price/Earnings Ratio	26.22	17.19	22.36
Price/Book Ratio	3.95	1.91	3.27
Geom Avg Mkt Cap \$B	67.53	60.31	77.85
ROE	22.84	16.77	21.49

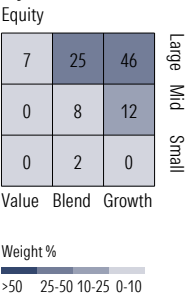
Invesco Oppenheimer International Gr Y OIGYX

Morningstar Category Foreign Large Growth
Morningstar Index MSCI EAFE NR USD

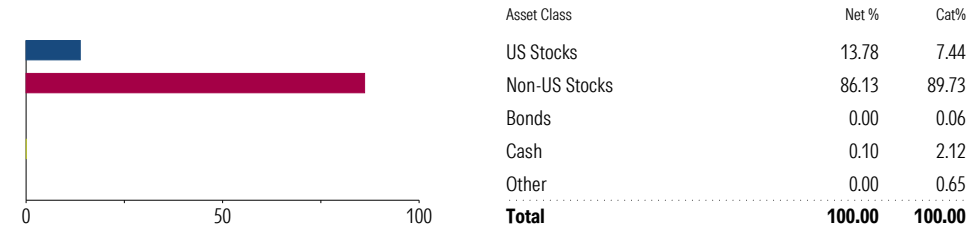
Style Analysis as of 06-30-2025
Morningstar Style Box™



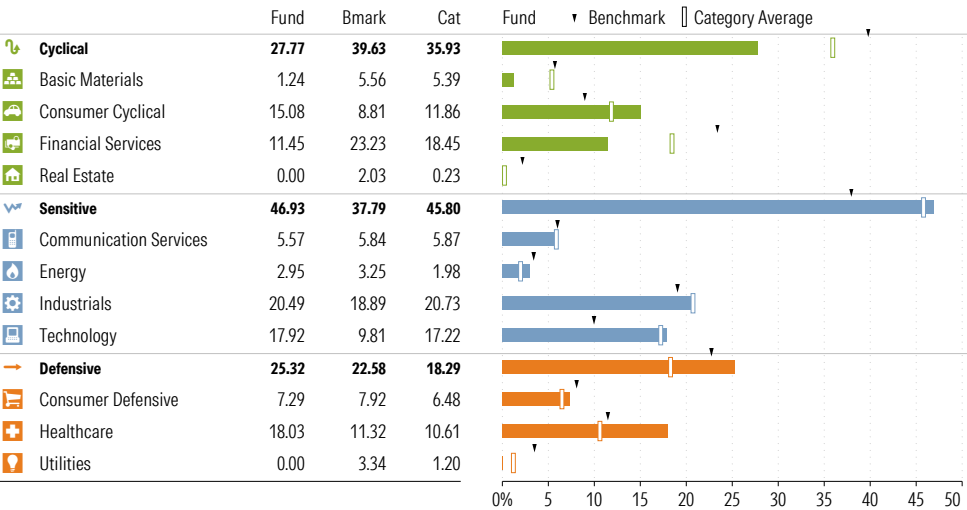
Style Breakdown




Asset Allocation as of 06-30-2025



Sector Weighting as of 06-30-2025



World Regions % Equity 06-30-2025



Top 10 Holdings as of 06-30-2025

Name	% Net Asset	Cumulative %	YTD Return %	Morningstar Sector
Dollarama Inc	3.24	3.24	45.96	Consumer Defensive
BAE Systems PLC	3.07	6.31	-	Industrials
Reliance Industries Ltd	2.83	9.14	-	Energy
Universal Music Group NV	2.81	11.95	-	Communication Svc
Taiwan Semiconductor Manufacturing Co Ltd	2.77	14.71	-	Technology
ResMed Inc	2.76	17.48	13.28	Healthcare
Siemens AG	2.68	20.15	-	Industrials
AstraZeneca PLC	2.58	22.74	-	Healthcare
Compass Group PLC	2.52	25.26	-	Consumer Cyclical
Flutter Entertainment PLC	2.37	27.63	-	Consumer Cyclical

Total Holdings 61

⊕ Increase ⊖ Decrease ✨ New to Portfolio

MFS Mid Cap Growth R6 OTCKX

Morningstar Category
Mid-Cap Growth

Morningstar Index
Russell Mid Cap Growth TR USD

Portfolio Manager(s)

Eric Fischman since 11-2008
Eric Braz since 06-2021

Quantitative Screens

- Performance: The fund has finished in the Mid-Cap Growth category's top three quartiles in 10 of the 10 years it's been in existence.
- Management: The fund's management has been in place for 16.62 years.
- Style: The fund has landed in its primary style box — Mid-Cap Growth — 100 % of the time over the past three years.
- Net Expense: The fund's expense ratio of 0.66 is 36.54% lower than the Mid-Cap Growth category average.

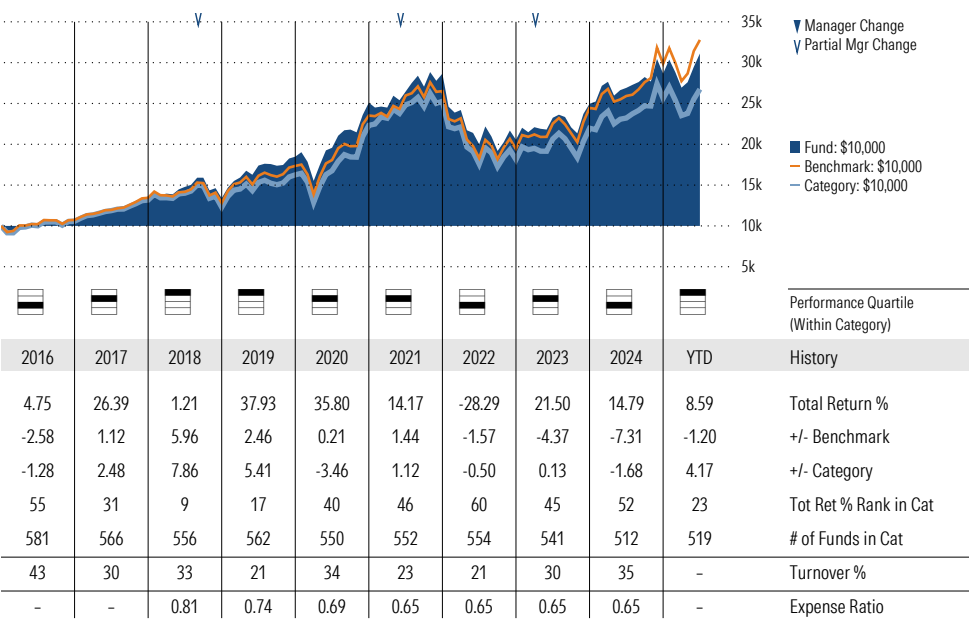
Morningstar Investment Management LLC Analysis

This fund passes all of Morningstar Investment Management's quantitative screens. Morningstar Investment Management has also assessed the fund from a qualitative perspective and, as a fiduciary, is comfortable recommending the fund's use in retirement plans.

ESG Metrics

Metric	Rating	Updated
Sustainability Rating	4	05-31-2025
Carbon Risk Score	Low Risk	12-31-2022
ESG Commitment	2-Basic	02-15-2022

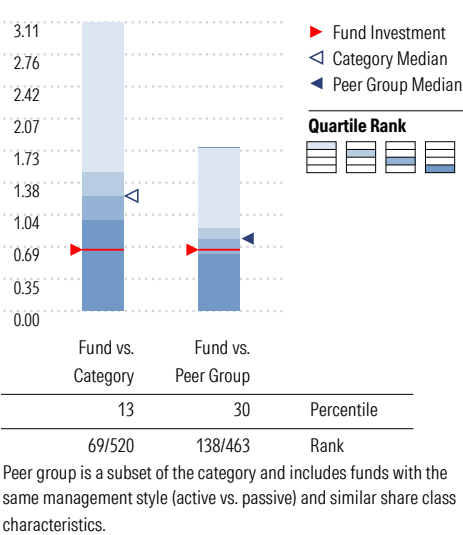
Growth of \$10,000



Trailing Performance



Net Expense



3-Year Risk Metrics

	Fund	Bmark	Cat
Alpha	-2.42	-	-4.54
Beta	0.87	-	0.96
R-Squared	94.12	-	89.98
Standard Deviation	18.64	20.68	21.24
Sharpe Ratio	0.63	0.81	0.54
Tracking Error	5.22	-	6.77
Information Ratio	-1.07	-	-1.26
Up Capture Ratio	84.39	-	90.17
Down Capture Ratio	93.42	-	107.59

Portfolio Metrics

	Fund	Bmark	Cat
Price/Earnings Ratio	39.20	32.89	31.91
Price/Book Ratio	7.12	10.18	6.17
Geom Avg Mkt Cap \$B	31.56	29.78	26.12
ROE	18.67	31.00	21.44

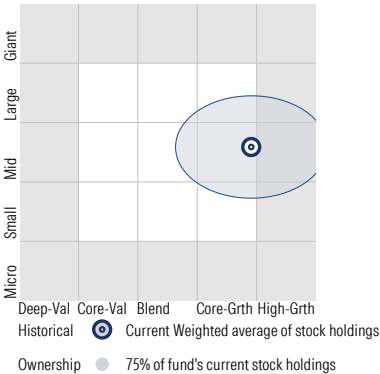
MFS Mid Cap Growth R6 OTCKX

Morningstar Category
Mid-Cap Growth


Morningstar Index
Russell Mid Cap Growth TR USD

Style Analysis as of 06-30-2025

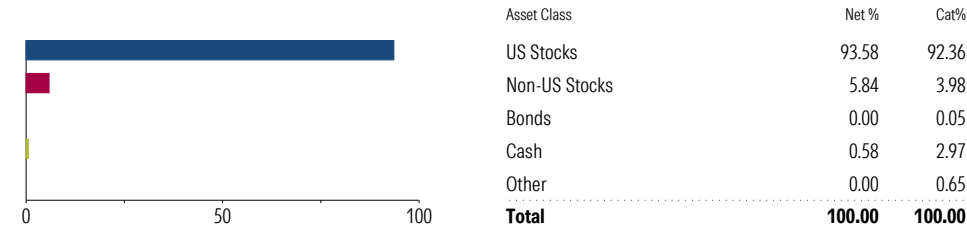
Morningstar Style Box™



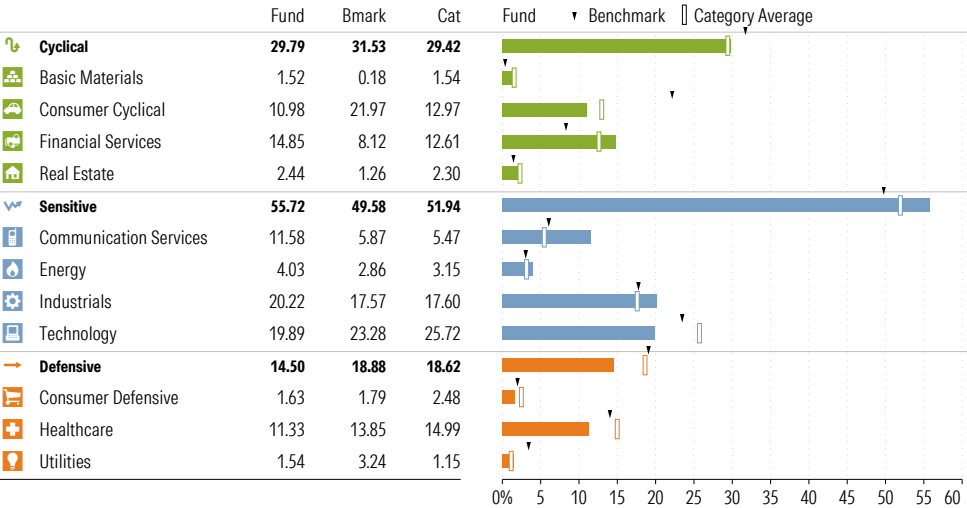
Style Breakdown



Asset Allocation as of 06-30-2025



Sector Weighting as of 06-30-2025



Top 15 Holdings as of 06-30-2025

Name	% Net Asset	Cumulative %	YTD Return %	Morningstar Sector
Howmet Aerospace Inc	4.62	4.62	70.37	Industrials
⊖ Spotify Technology SA	3.25	7.87	71.52	Communication Svc
Take-Two Interactive Software Inc	3.09	10.96	31.93	Communication Svc
Guidewire Software Inc	2.88	13.84	39.67	Technology
Verisk Analytics Inc	2.51	16.34	13.42	Industrials
⊕ Axon Enterprise Inc	2.45	18.80	39.31	Industrials
⊕ LPL Financial Holdings Inc	2.30	21.10	15.03	Financial Services
Arthur J. Gallagher & Co	2.19	23.28	13.24	Financial Services
Tyler Technologies Inc	2.14	25.42	2.81	Technology
Constellation Software Inc	2.06	27.48	12.40	Technology
⊖ Westinghouse Air Brake Technologies Corp	2.00	29.47	10.69	Industrials
Live Nation Entertainment Inc	1.89	31.36	16.82	Communication Svc
Cheniere Energy Inc	1.88	33.24	13.80	Energy
⊕ Roblox Corp Ordinary Shares - Class A	1.78	35.03	81.82	Communication Svc
⊕ Masimo Corp	1.72	36.75	1.77	Healthcare

Total Holdings 95

⊕ Increase ⊖ Decrease ✨ New to Portfolio

PIMCO Commodity Real Return Strat I2 PCRPX

Morningstar Category
Commodities Broad Basket

Morningstar Index
Bloomberg Commodity TR USD

Portfolio Manager(s)

Greg Sharenow since 11-2018
Stephen Rodosky since 01-2019
Andrew Dewitt since 02-2022
Daniel He since 06-2025
Michael Cudzil since 06-2025

Quantitative Screens

✔ Performance: The fund has finished in the Commodities Broad Basket category's top three quartiles in 7 of the 10 years it's been in existence.

✔ Management: The fund's management has been in place for 6.67 years.

Style Consistency is not calculated for Fixed Income funds.

✔ Net Expense: The fund's expense ratio of 1.1 is 12.24% higher than the Commodities Broad Basket category average.

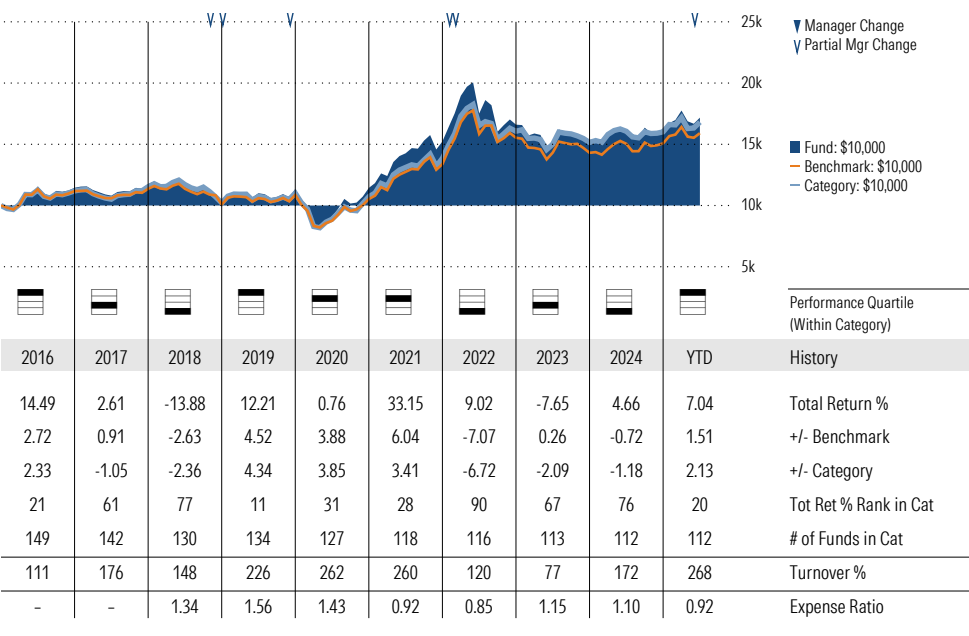
Morningstar Investment Management LLC Analysis

This fund passes all of Morningstar Investment Management's quantitative screens. Morningstar Investment Management has also assessed the fund from a qualitative perspective and, as a fiduciary, is comfortable recommending the fund's use in retirement plans.

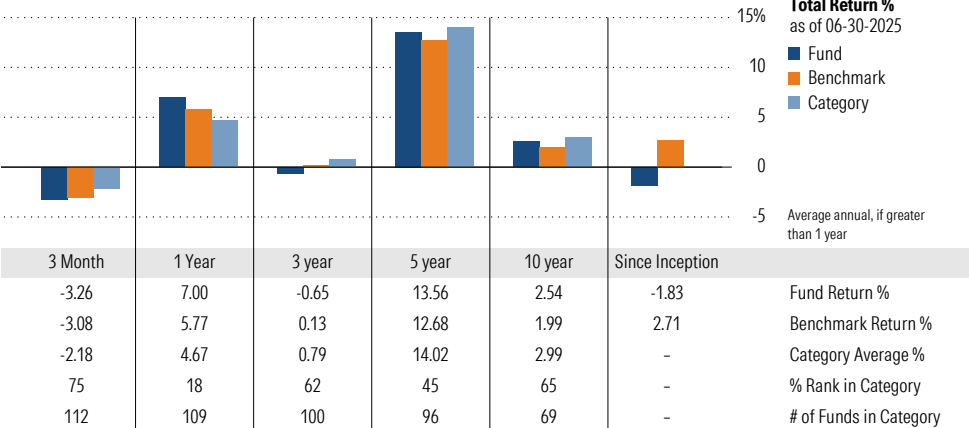
ESG Metrics

Metric	Rating	Updated
Sustainability Rating	2	05-31-2025

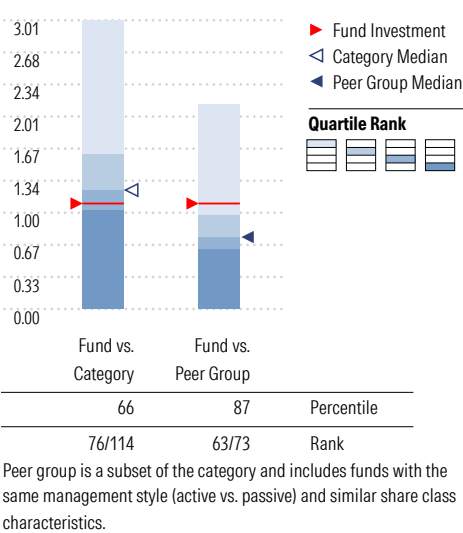
Growth of \$10,000



Trailing Performance



Net Expense



3-Year Risk Metrics

	Fund	Bmark	Cat
Alpha	-0.63	-	0.43
Beta	1.15	-	0.94
R-Squared	94.13	-	82.80
Standard Deviation	13.13	11.05	11.50
Sharpe Ratio	-0.35	-0.37	-0.32
Tracking Error	3.60	-	4.36
Information Ratio	-0.22	-	-0.07
Up Capture Ratio	105.22	-	87.51
Down Capture Ratio	110.35	-	85.33

Portfolio Metrics

	Fund	Bmark	Cat
Price/Earnings Ratio	12.27	-	15.27
Price/Book Ratio	3.56	-	1.34
Geom Avg Mkt Cap \$B	16.44	-	12.23
ROE	29.97	-	10.16

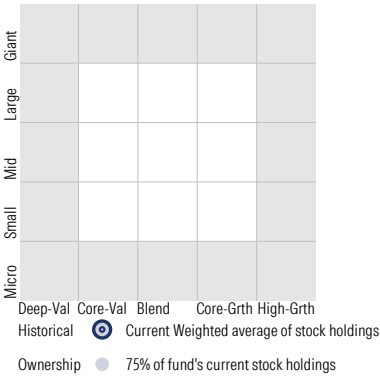
PIMCO Commodity Real Return Strat I2 PCRPX

Morningstar Category
Commodities Broad Basket

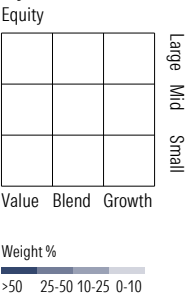
Morningstar Index
Bloomberg Commodity TR USD

Style Analysis as of 06-30-2025

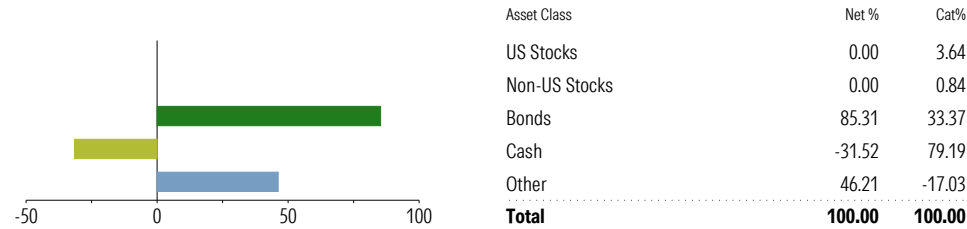
Morningstar Style Box™



Style Breakdown



Asset Allocation as of 06-30-2025



Sector Weighting as of 06-30-2025



Top 15 Holdings as of 06-30-2025

Name	% Net Asset	Cumulative %	YTD Return %	Morningstar Sector
⊖ 2 Year Treasury Note Future June 25	21.16	21.16	-	-
⊖ 3 Month Euribor Future Sept25	18.23	39.38	-	-
⊕ 3 Month Euribor Future Sept26	18.22	57.61	-	-
⊕ IRS EUR 2.25000 09/17/25-10Y LCH Pay	16.04	73.65	-	-
⚡ Offset: Unsettled Trades	15.59	89.24	-	-
⊕ IRS EUR 2.25000 09/17/25-10Y LCH Receive	15.46	104.70	-	-
⊕ JAPANESE YEN Purchased	13.34	118.04	-	-
⊖ U S TIPS REV REPO	12.97	131.01	-	-
⊕ JAPANESE YEN Sold	12.70	143.71	-	-
⊕ TRS R 4.45/91282CDC2 BPS	11.59	155.30	-	-
⊕ Pimco Cayman Cmdty Fd Ltd Instl	10.78	166.08	-	-
⊕ TRS R FEDL01+14/9128283R9 SOG	9.41	175.48	-	-
⊖ EUROPEAN MONETARY UNION EURO Purchased	8.16	183.64	-	-
⊖ EUROPEAN MONETARY UNION EURO Sold	8.16	191.80	-	-
⊕ Pimco Fds	8.07	199.87	-	-

Total Holdings 749

⊕ Increase ⊖ Decrease ⚡ New to Portfolio

PIMCO Income I2 PONPX

Portfolio Manager(s)

Daniel Ivascyn since 03-2007
Alfred Murata since 03-2013
Joshua Anderson since 07-2018

Quantitative Screens

✔ Performance: The fund has finished in the Multisector Bond category's top three quartiles in 9 of the 10 years it's been in existence.

✔ Management: The fund's management has been in place for 18.27 years.

Style Consistency is not calculated for Fixed Income funds.

✔ Net Expense: The fund's expense ratio of 0.93 is 4.12% lower than the Multisector Bond category average.

Morningstar Investment Management LLC Analysis

This fund passes all of Morningstar Investment Management's quantitative screens. Morningstar Investment Management has also assessed the fund from a qualitative perspective and, as a fiduciary, is comfortable recommending the fund's use in retirement plans.

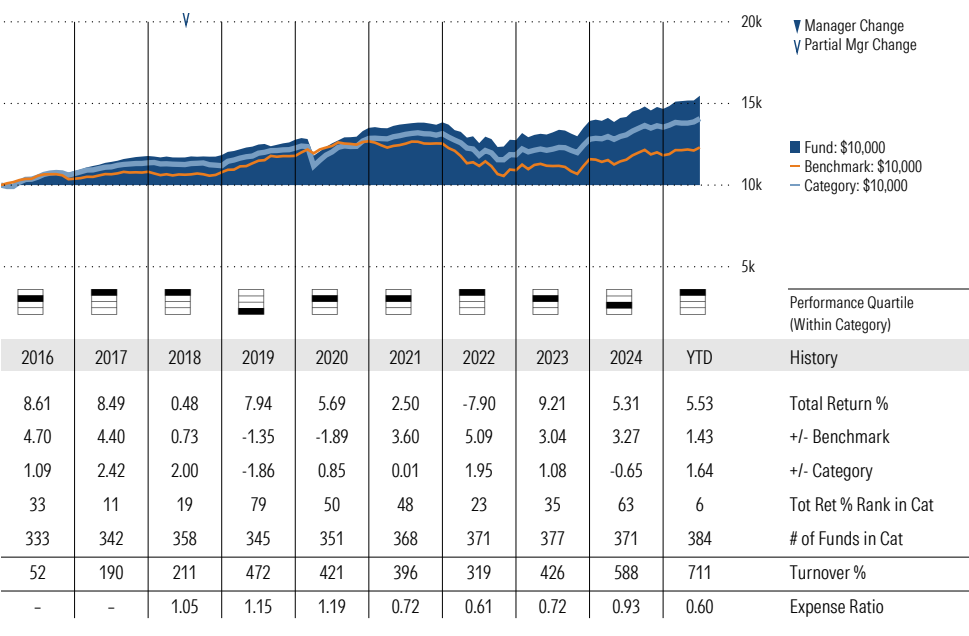
ESG Metrics

Metric	Rating	Updated
Sustainability Rating	4	05-31-2025

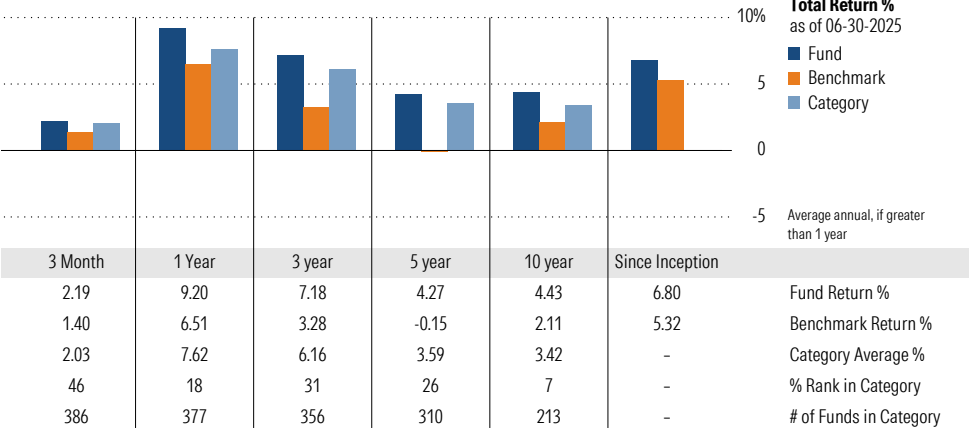
Morningstar Category
Multisector Bond

Morningstar Index
Bloomberg US Universal TR USD

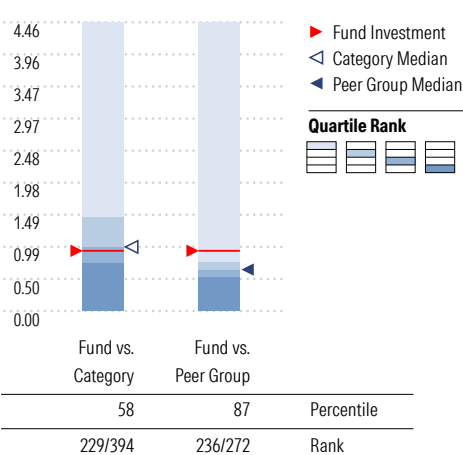
Growth of \$10,000



Trailing Performance



Net Expense



Peer group is a subset of the category and includes funds with the same management style (active vs. passive) and similar share class characteristics.

3-Year Risk Metrics

	Fund	Bmark	Cat
Alpha	4.31	-	3.68
Beta	0.81	-	0.74
R-Squared	92.97	-	81.52
Standard Deviation	5.95	7.08	5.77
Sharpe Ratio	0.39	-0.19	0.29
Tracking Error	2.07	-	3.05
Information Ratio	1.88	-	1.11
Up Capture Ratio	98.29	-	88.57
Down Capture Ratio	53.12	-	49.96

Portfolio Metrics

	Fund	Bmark	Cat
Avg Eff Duration	4.09	4.55	3.81
Avg Eff Maturity	5.56	7.69	7.40

PIMCO Income I2 PONPX

Morningstar Category
Multisector Bond

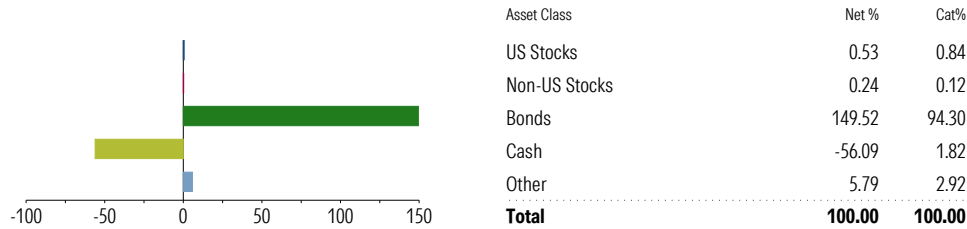
Morningstar Index
Bloomberg US Universal TR USD

Style Analysis as of 06-30-2025

Style Breakdown

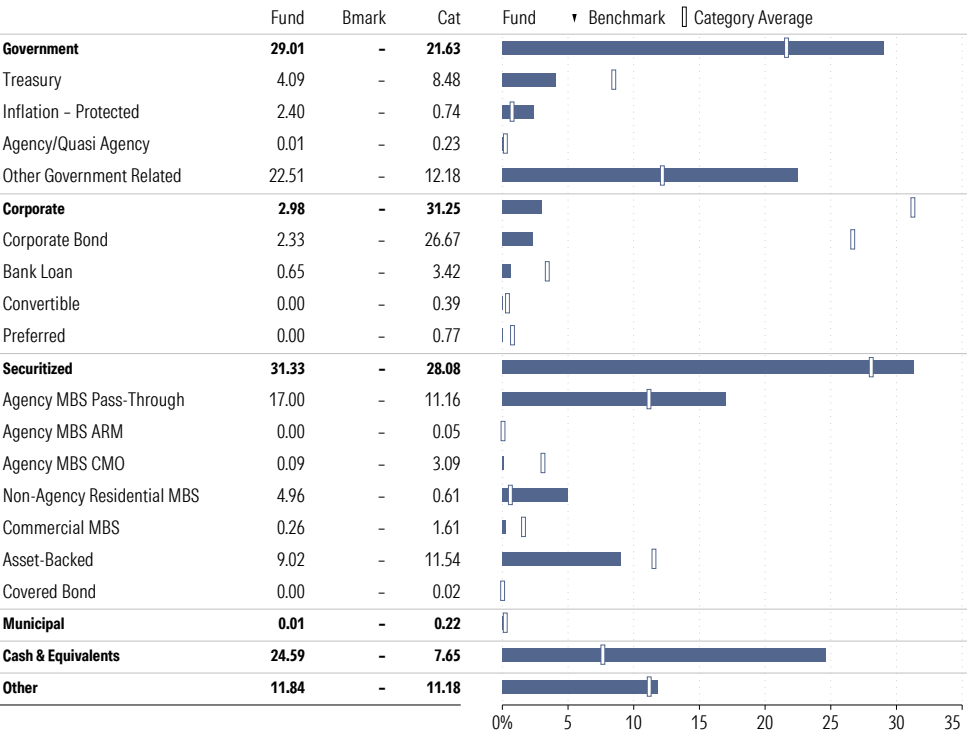


Asset Allocation as of 06-30-2025



Credit Rating Breakdown	Fund	Bmark	Cat
AAA	65.14	67.64	11.25
AA	9.19	3.23	10.55
A	3.21	10.03	8.81
BBB	9.99	10.89	26.69
BB	4.42	3.19	17.49
B	3.23	3.64	11.78
Below B	4.82	1.38	3.76
Not Rated	0.00	0.00	9.67

Sector Weighting as of 06-30-2025



Top 10 Holdings as of 06-30-2025

Name	Maturity Date	% Net Asset	Cumulative %	Fixed Income Sector
✱ Offset: Unsettled Trades	-	58.11	58.11	-
✱ Cash Offset	-	19.00	77.11	-
⊕ Federal National Mortgage Association 6%	05-2055	12.71	89.82	-
⊕ RFR USD SOFR/4.50000 05/22/23-2Y LCH Receive	05-2025	11.70	101.52	-
⊕ RFR USD SOFR/4.50000 05/22/23-2Y LCH Pay	05-2025	11.70	113.22	-
⊕ Federal National Mortgage Association 6.5%	06-2055	11.28	124.50	-
⊕ Federal National Mortgage Association 5.5%	05-2055	8.77	133.27	-
⊖ BRITISH POUND STERLING Sold	05-2025	8.19	141.46	-
⊖ BRITISH POUND STERLING Purchased	05-2025	8.19	149.65	-
⊕ 5 Year Treasury Note Future June 25	07-2025	7.77	157.42	-

Total Holdings 10157

⊕ Increase ⊖ Decrease ✱ New to Portfolio

PIMCO International Bond (USD-Hdg) I-2 PFBPX

Morningstar Category
Global Bond-USD Hedged

Morningstar Index
Bloomberg US Agg Bond TR USD

Portfolio Manager(s)

Andrew Balls since 09-2014
Lorenzo Pagani since 09-2014
Sachin Gupta since 09-2014

Quantitative Screens

✔ Performance: The fund has finished in the Global Bond-USD Hedged category's top three quartiles in 9 of the 10 years it's been in existence.

✔ Management: The fund's management has been in place for 10.77 years.

Style Consistency is not calculated for Fixed Income funds.

✔ Net Expense: The fund's expense ratio of 0.85 is 23.19% higher than the Global Bond-USD Hedged category average.

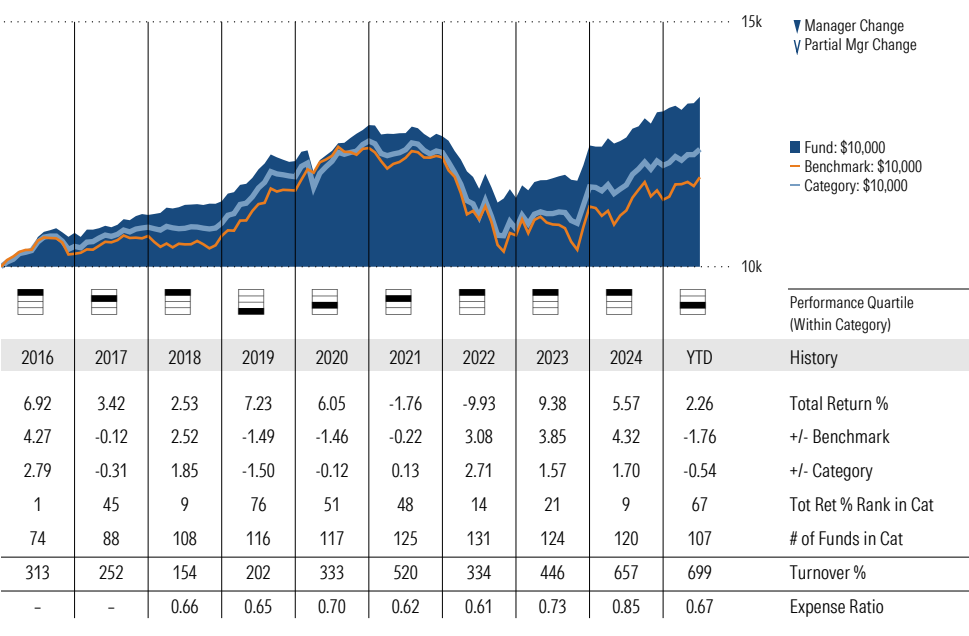
Morningstar Investment Management LLC Analysis

This fund passes all of Morningstar Investment Management's quantitative screens. Morningstar Investment Management has also assessed the fund from a qualitative perspective and, as a fiduciary, is comfortable recommending the fund's use in retirement plans.

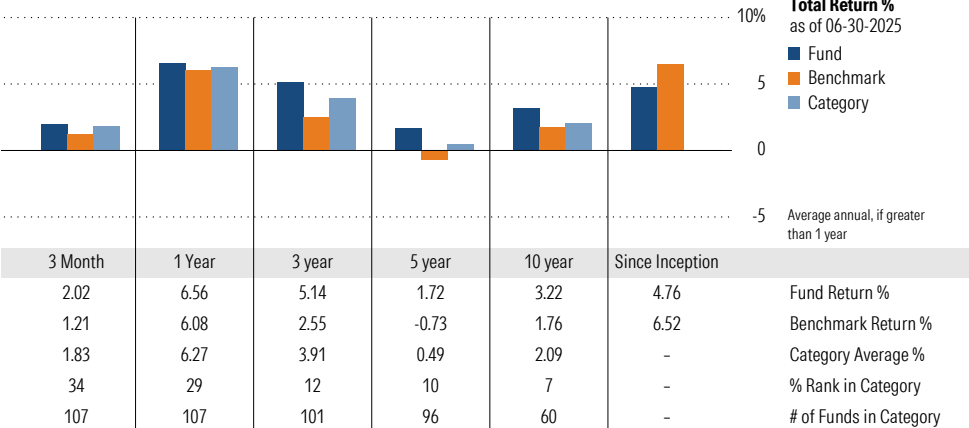
ESG Metrics

Metric	Rating	Updated
Sustainability Rating	3	05-31-2025

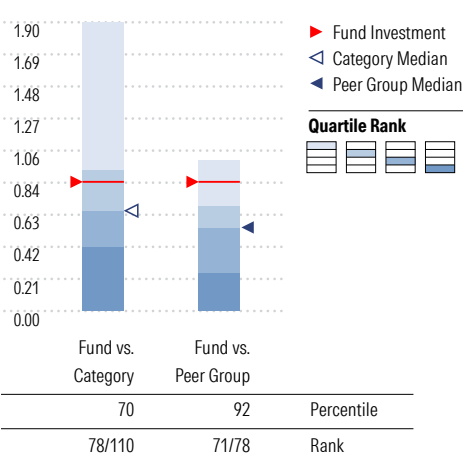
Growth of \$10,000



Trailing Performance



Net Expense



Peer group is a subset of the category and includes funds with the same management style (active vs. passive) and similar share class characteristics.

3-Year Risk Metrics

	Fund	Bmark	Cat
Alpha	3.62	-	1.93
Beta	0.54	-	0.77
R-Squared	75.83	-	85.63
Standard Deviation	4.53	7.30	6.01
Sharpe Ratio	0.07	-0.28	-0.13
Tracking Error	4.03	-	2.97
Information Ratio	0.64	-	0.51
Up Capture Ratio	67.71	-	82.96
Down Capture Ratio	31.59	-	63.50

Portfolio Metrics

	Fund	Bmark	Cat
Avg Eff Duration	7.27	4.43	6.88
Avg Eff Maturity	8.91	-	9.21

PIMCO International Bond (USD-Hdg) I-2 PFBPX

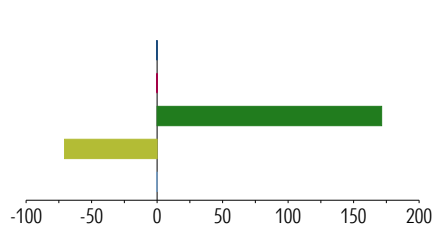
Morningstar Category: Global Bond-USD Hedged
Morningstar Index: Bloomberg US Agg Bond TR USD

Style Analysis as of 06-30-2025

Style Breakdown



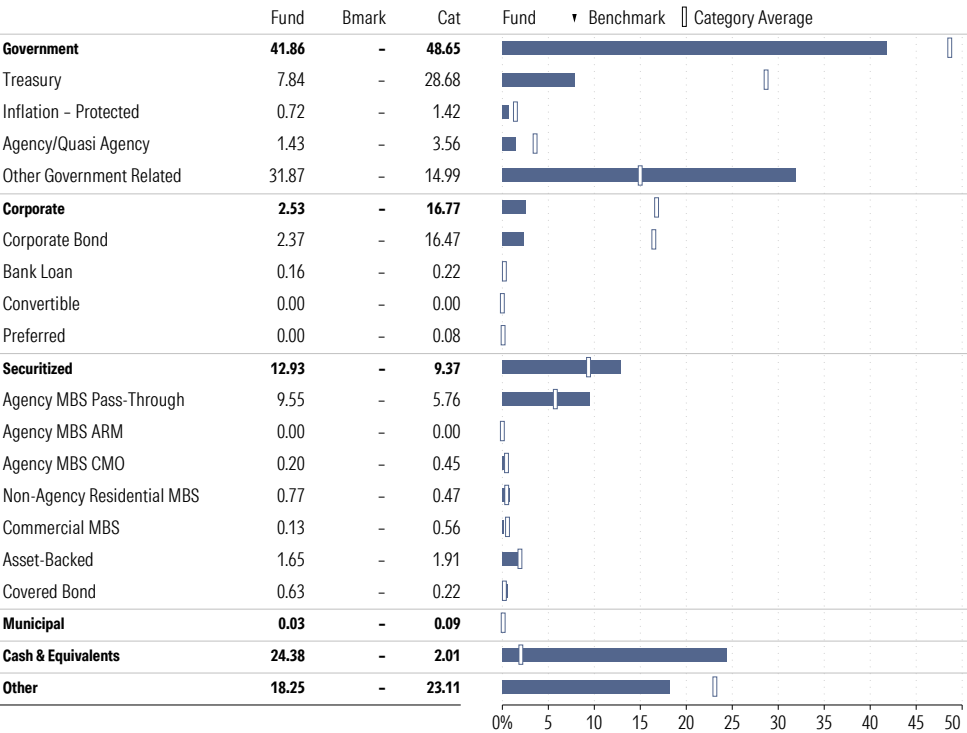
Asset Allocation as of 06-30-2025



Asset Class	Net %	Cat%
US Stocks	-0.27	-0.02
Non-US Stocks	-0.15	0.00
Bonds	171.41	106.91
Cash	-70.64	0.86
Other	-0.35	-7.75
Total	100.00	100.00

Credit Rating Breakdown	Fund	Bmark	Cat
AAA	47.09	3.53	15.04
AA	16.03	74.59	37.81
A	12.00	10.82	22.94
BBB	21.55	8.32	17.83
BB	1.95	0.28	1.65
B	0.44	0.00	0.40
Below B	0.95	0.00	0.20
Not Rated	0.00	2.46	4.13

Sector Weighting as of 06-30-2025



Top 10 Holdings as of 06-30-2025

Name	Maturity Date	% Net Asset	Cumulative %	Fixed Income Sector
✱ Offset: Unsettled Trades	-	21.77	21.77	-
⊕ CDX IG43 5Y ICE	12-2029	20.97	42.74	-
✱ Cash Offset	-	19.88	62.62	-
⊖ EUROPEAN MONETARY UNION EURO Sold	05-2025	17.33	79.95	-
⊖ EUROPEAN MONETARY UNION EURO Purchased	05-2025	17.33	97.28	-
⊕ IRS EUR 2.25000 09/17/25-5Y LCH Pay	09-2030	15.77	113.06	-
⊕ IRS EUR 2.25000 09/17/25-5Y LCH Receive	09-2030	15.65	128.70	-
⊕ IRS CNY 1.50000 03/18/26-4Y* LCH Pay	06-2030	15.37	144.07	-
⊕ IRS CNY 1.50000 03/18/26-4Y* LCH Receive	06-2030	15.32	159.40	-
⊕ Federal National Mortgage Association 6.5%	06-2055	12.79	172.19	-

Total Holdings 1878

⊕ Increase ⊖ Decrease ✱ New to Portfolio

PIMCO Short-Term I2 PTSPX

Morningstar Category
Ultrashort Bond

Morningstar Index
Bloomberg US Agg Bond TR USD

Portfolio Manager(s)

Jerome Schneider since 01-2011
Nathan Chiaverini since 04-2019
Andrew Wittkop since 04-2019

Quantitative Screens

- Performance: The fund has finished in the Ultrashort Bond category's top three quartiles in 8 of the 10 years it's been in existence.
- Management: The fund's management has been in place for 14.5 years.

Style Consistency is not calculated for Fixed Income funds.

- Net Expense: The fund's expense ratio of 0.58 is 45% higher than the Ultrashort Bond category average.

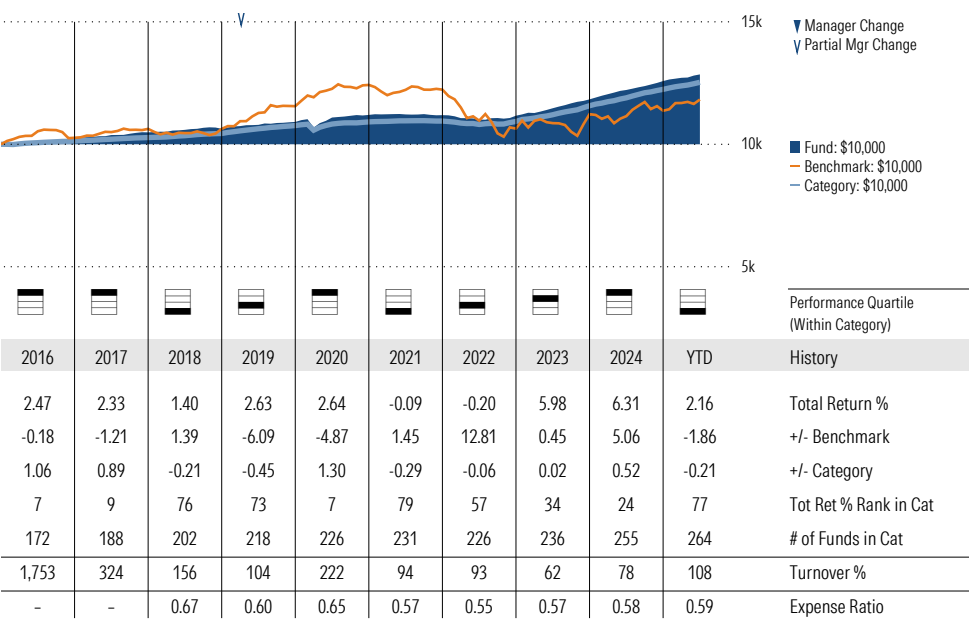
Morningstar Investment Management LLC Analysis

This fund fails our expense screen with fees that are higher than the broad category average. Plan costs are sometimes wrapped into fund fees, but because costs are predictive of a fund's future relative performance, we would still like to see lower overall expenses here.

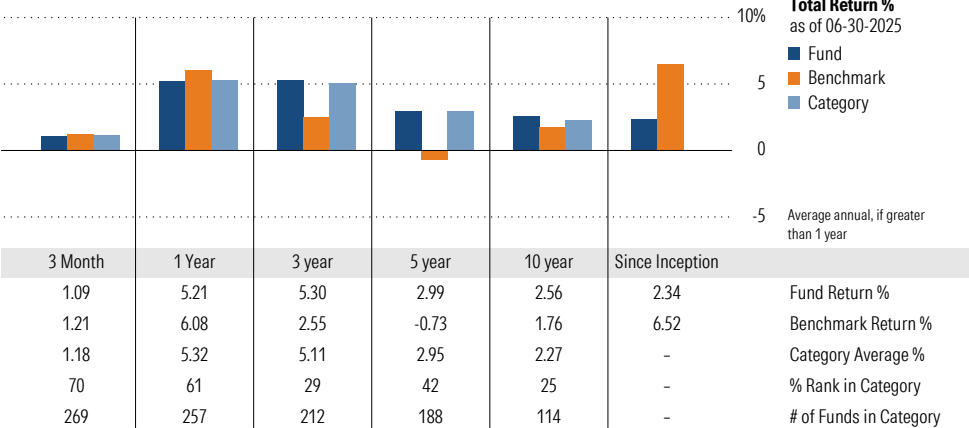
ESG Metrics

Metric	Rating	Updated
Sustainability Rating	3	05-31-2025

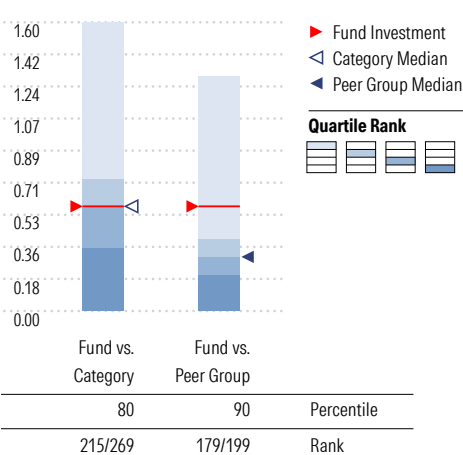
Growth of \$10,000



Trailing Performance



Net Expense



3-Year Risk Metrics

	Fund	Bmark	Cat
Alpha	5.25	-	4.80
Beta	-0.03	-	0.07
R-Squared	5.79	-	37.33
Standard Deviation	0.81	7.30	0.85
Sharpe Ratio	0.53	-0.28	0.11
Tracking Error	7.53	-	6.84
Information Ratio	0.36	-	0.38
Up Capture Ratio	19.09	-	27.23
Down Capture Ratio	-32.85	-	-20.15

Portfolio Metrics

	Fund	Bmark	Cat
Avg Eff Duration	0.14	4.43	0.99
Avg Eff Maturity	-	-	2.32

PIMCO Short-Term I2 PTSPX

Morningstar Category
Ultrashort Bond

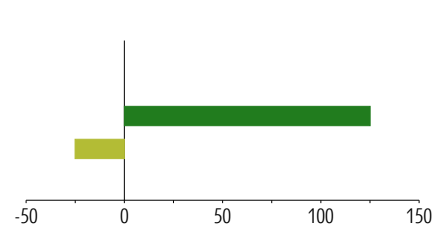
Morningstar Index
Bloomberg US Agg Bond TR USD

Style Analysis as of 06-30-2025

Style Breakdown



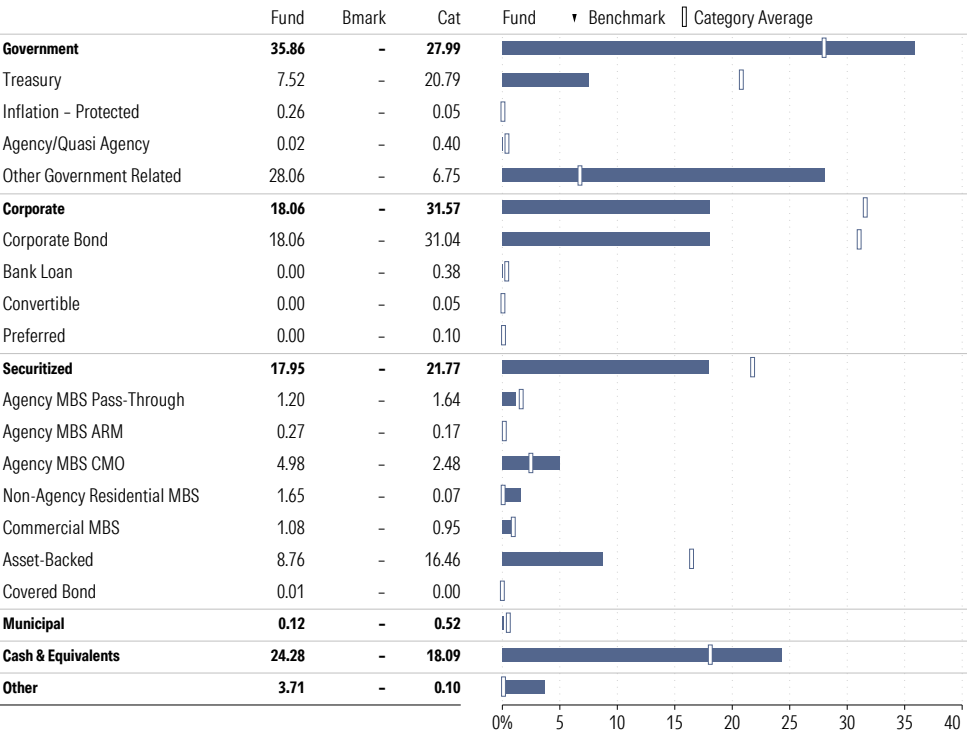
Asset Allocation as of 06-30-2025



Asset Class	Net %	Cat%
US Stocks	0.00	5.69
Non-US Stocks	0.00	0.00
Bonds	125.08	65.42
Cash	-25.08	28.91
Other	0.00	-0.01
Total	100.00	100.00

Credit Rating Breakdown	Fund	Bmark	Cat
AAA	53.71	3.53	30.14
AA	8.60	74.59	16.00
A	21.29	10.82	20.96
BBB	14.52	8.32	19.45
BB	1.50	0.28	2.60
B	0.20	0.00	1.05
Below B	0.18	0.00	0.23
Not Rated	0.00	2.46	9.57

Sector Weighting as of 06-30-2025



Top 10 Holdings as of 06-30-2025

Name	Maturity Date	% Net Asset	Cumulative %	Fixed Income Sector
✱ Cash Offset	-	58.34	58.34	-
⊕ 3 Month SOFR Future Mar 25	06-2025	24.69	83.03	-
⊕ 5 Year Treasury Note Future June 25	07-2025	24.61	107.64	-
✱ Offset: Unsettled Trades	-	19.41	127.06	-
⊕ 3 Month SOFR Future Dec 25	03-2026	18.07	145.13	-
⊖ RFR USD SOFR/4.10000 02/11/25-1Y LCH Pay	02-2026	17.80	162.93	-
⊖ RFR USD SOFR/4.10000 02/11/25-1Y LCH Receive	02-2026	17.79	180.72	-
⊖ 2 Year Treasury Note Future June 25	07-2025	13.71	194.43	-
⊖ RFR USD SOFR/4.10000 06/02/25-4Y* LCH Pay	08-2029	13.65	208.09	-
⊕ United States Treasury Bills 0%	07-2025	13.56	221.64	-

Total Holdings 1244

⊕ Increase ⊖ Decrease ✱ New to Portfolio

T. Rowe Price Dividend Growth PRDGX

Morningstar Category
Large Blend
Morningstar Index
S&P 500 TR USD

Portfolio Manager(s)

Thomas Huber since 03-2000

Quantitative Screens

- Performance: The fund has finished in the Large Blend category's top three quartiles in 8 of the 10 years it's been in existence.
- Management: The fund's management has been in place for 25.27 years.
- Style: The fund has landed in its primary style box — Large Blend — 93.75 % of the time over the past three years.
- Net Expense: The fund's expense ratio of 0.64 is 9.86% lower than the Large Blend category average.

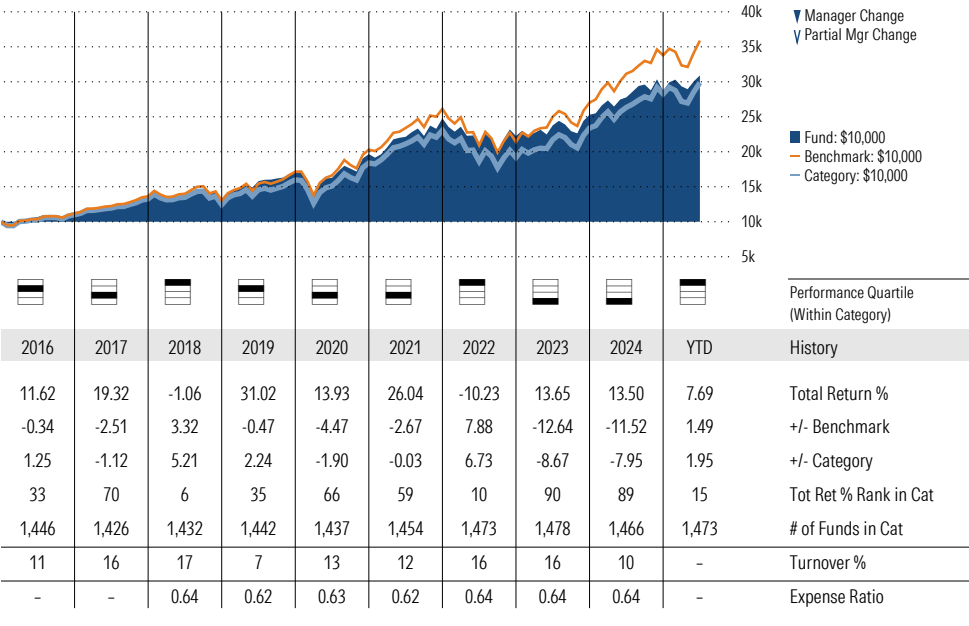
Morningstar Investment Management LLC Analysis

This fund passes all of Morningstar Investment Management's quantitative screens. Morningstar Investment Management has also assessed the fund from a qualitative perspective and, as a fiduciary, is comfortable recommending the fund's use in retirement plans.

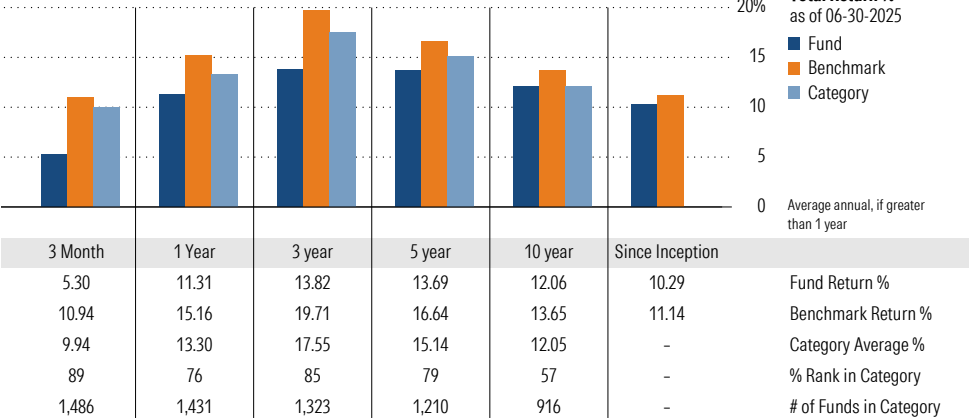
ESG Metrics

Metric	Rating	Updated
Sustainability Rating	3	04-30-2025
Carbon Risk Score	Low Risk	12-31-2022

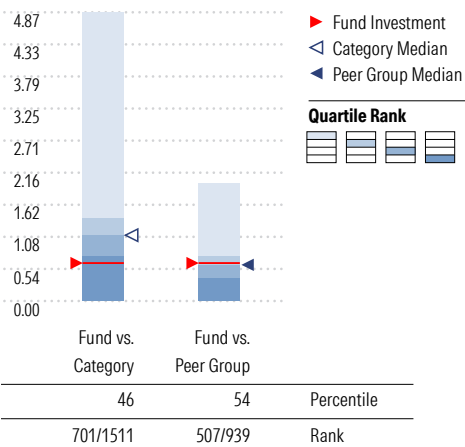
Growth of \$10,000



Trailing Performance



Net Expense



Peer group is a subset of the category and includes funds with the same management style (active vs. passive) and similar share class characteristics.

3-Year Risk Metrics

	Fund	Bmark	Cat
Alpha	-2.14	-	-1.12
Beta	0.83	-	0.98
R-Squared	88.32	-	94.55
Standard Deviation	14.01	15.80	15.86
Sharpe Ratio	0.66	0.92	0.82
Tracking Error	5.47	-	3.21
Information Ratio	-1.08	-	-1.48
Up Capture Ratio	79.37	-	95.68
Down Capture Ratio	88.96	-	101.04

Portfolio Metrics

	Fund	Bmark	Cat
Price/Earnings Ratio	25.16	26.71	26.89
Price/Book Ratio	4.52	4.89	5.30
Geom Avg Mkt Cap \$B	181.27	379.44	435.89
ROE	30.99	34.44	34.20

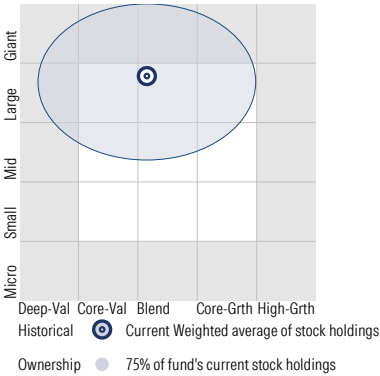
T. Rowe Price Dividend Growth PRDGX

Morningstar Category
Large Blend

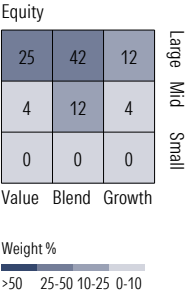
Morningstar Index
S&P 500 TR USD

Style Analysis as of 06-30-2025

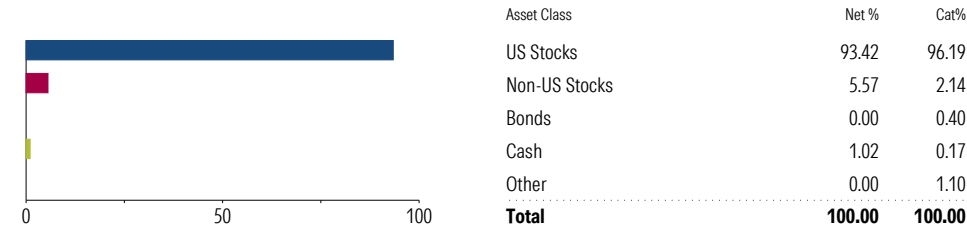
Morningstar Style Box™



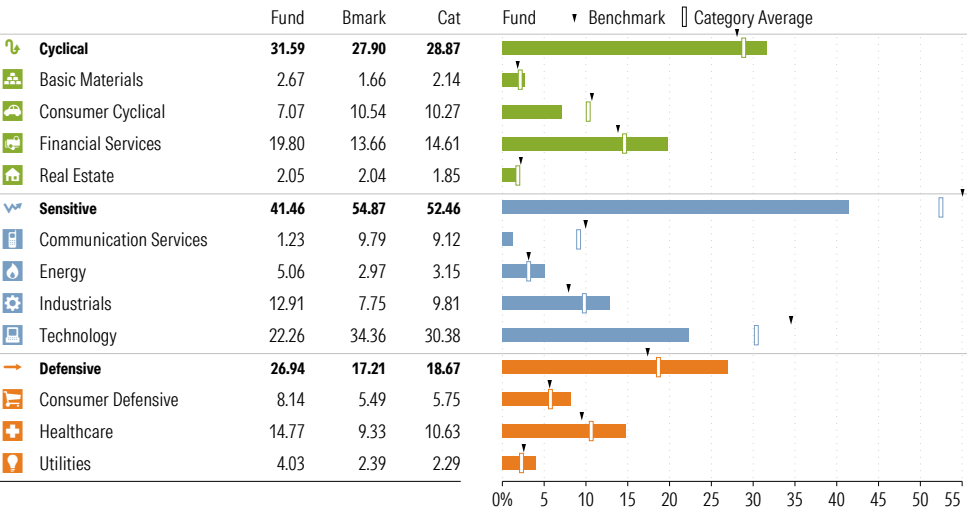
Style Breakdown



Asset Allocation as of 06-30-2025



Sector Weighting as of 06-30-2025



Top 15 Holdings as of 06-30-2025

Name	% Net Asset	Cumulative %	YTD Return %	Morningstar Sector
Microsoft Corp	5.12	5.12	18.40	Technology
Apple Inc	4.93	10.05	-17.87	Technology
Visa Inc Class A	2.95	13.00	12.72	Financial Services
JPMorgan Chase & Co	2.66	15.67	22.05	Financial Services
Chubb Ltd	2.14	17.81	5.54	Financial Services
GE Aerospace	2.06	19.87	54.54	Industrials
Marsh & McLennan Companies Inc	1.93	21.80	3.70	Financial Services
Eli Lilly and Co	1.75	23.55	1.36	Healthcare
Walmart Inc	1.61	25.16	8.74	Consumer Defensive
UnitedHealth Group Inc	1.61	26.77	-37.48	Healthcare
Thermo Fisher Scientific Inc	1.48	28.25	-21.90	Healthcare
Roper Technologies Inc	1.48	29.73	9.36	Technology
Bank of America Corp	1.48	31.21	8.85	Financial Services
Exxon Mobil Corp	1.47	32.68	2.05	Energy
McKesson Corp	1.40	34.08	28.83	Healthcare

Total Holdings 98

⊕ Increase ⊖ Decrease ✨ New to Portfolio

Vanguard 500 Index Admiral VFIAX

Morningstar Category
Large Blend
Morningstar Index
S&P 500 TR USD

Portfolio Manager(s)

Michelle Louie since 11-2017
Nick Birkett since 08-2023
Aur lie Denis since 02-2025

Quantitative Screens

- Performance: The fund has finished in the Large Blend category's top three quartiles in 10 of the 10 years it's been in existence.
- Management: The fund's management has been in place for 7.59 years.
- Style: The fund has landed in its primary style box — Large Blend — 77.14 % of the time over the past three years.
- Net Expense: The fund's expense ratio of 0.04 is 94.37% lower than the Large Blend category average.

Morningstar Investment Management LLC Analysis

This fund passes all of Morningstar Investment Management's quantitative screens. Morningstar Investment Management has also assessed the fund from a qualitative perspective and, as a fiduciary, is comfortable recommending the fund's use in retirement plans.

ESG Metrics

Metric	Rating	Updated
Sustainability Rating	3	04-30-2025
Carbon Risk Score	Low Risk	12-31-2022
ESG Commitment	1-Low	02-15-2022

Growth of \$10,000



Trailing Performance



Net Expense



Peer group is a subset of the category and includes funds with the same management style (active vs. passive) and similar share class characteristics.

3-Year Risk Metrics

	Fund	Bmark	Cat
Alpha	-0.04	-	-1.12
Beta	1.00	-	0.98
R-Squared	100.00	-	94.55
Standard Deviation	15.80	15.80	15.86
Sharpe Ratio	0.92	0.92	0.82
Tracking Error	0.00	-	3.21
Information Ratio	-14.41	-	-1.48
Up Capture Ratio	99.92	-	95.68
Down Capture Ratio	100.09	-	101.04

Portfolio Metrics

	Fund	Bmark	Cat
Price/Earnings Ratio	25.50	26.71	26.89
Price/Book Ratio	4.68	4.89	5.30
Geom Avg Mkt Cap \$B	349.94	379.44	435.89
ROE	34.10	34.44	34.20

Vanguard 500 Index Admiral VFIAX

Morningstar Category Large Blend
Morningstar Index S&P 500 TR USD

Style Analysis as of 06-30-2025
Morningstar Style Box™



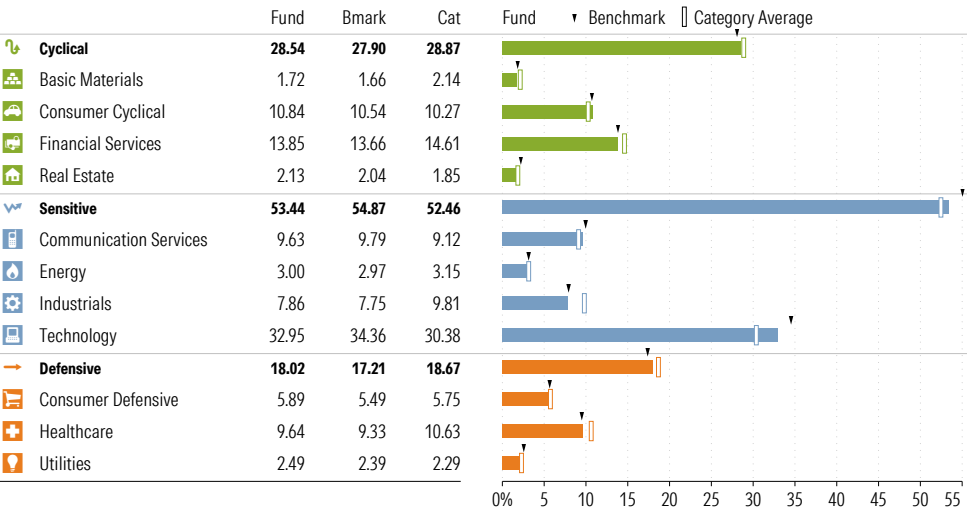
Style Breakdown



Asset Allocation as of 06-30-2025



Sector Weighting as of 06-30-2025



Top 15 Holdings as of 06-30-2025

Name	% Net Asset	Cumulative %	YTD Return %	Morningstar Sector
⊕ Microsoft Corp	6.83	6.83	18.40	Technology
⊕ NVIDIA Corp	6.60	13.42	17.66	Technology
⊕ Apple Inc	6.02	19.44	-17.87	Technology
⊕ Amazon.com Inc	3.86	23.30	0.00	Consumer Cyclical
⊕ Meta Platforms Inc Class A	2.83	26.13	26.24	Communication Svc
⊕ Broadcom Inc	2.26	28.39	19.41	Technology
⊕ Alphabet Inc Class A	2.00	30.39	-6.69	Communication Svc
⊕ Tesla Inc	1.93	32.32	-21.34	Consumer Cyclical
⊕ Berkshire Hathaway Inc Class B	1.84	34.16	7.17	Financial Services
⊕ Alphabet Inc Class C	1.63	35.79	-6.64	Communication Svc
⊕ JPMorgan Chase & Co	1.45	37.24	22.05	Financial Services
⊕ Visa Inc Class A	1.25	38.49	12.72	Financial Services
⊕ Eli Lilly and Co	1.16	39.65	1.36	Healthcare
⊕ Netflix Inc	1.03	40.68	50.24	Communication Svc
⊕ Mastercard Inc Class A	0.95	41.63	7.01	Financial Services

Total Holdings 509

⊕ Increase ⊖ Decrease ✨ New to Portfolio

Vanguard International Value Inv VTRIX

Morningstar Category
Foreign Large Value

Morningstar Index
MSCI EAFE NR USD

Portfolio Manager(s)

Michael Bennett since 05-2010
Michael Fry since 05-2010
Steven Morrow since 08-2012
A. Rama Krishna since 12-2012
Shirley Woo since 10-2020
Arjun Kumar since 10-2020

Quantitative Screens

- Performance: The fund has finished in the Foreign Large Value category's top three quartiles in 7 of the 10 years it's been in existence.
- Management: The fund's management has been in place for 15.1 years.
- Style: The fund has landed in its primary style box — Large Value — 0% of the time over the past three years.
- Net Expense: The fund's expense ratio of 0.36 is 62.11% lower than the Foreign Large Value category average.

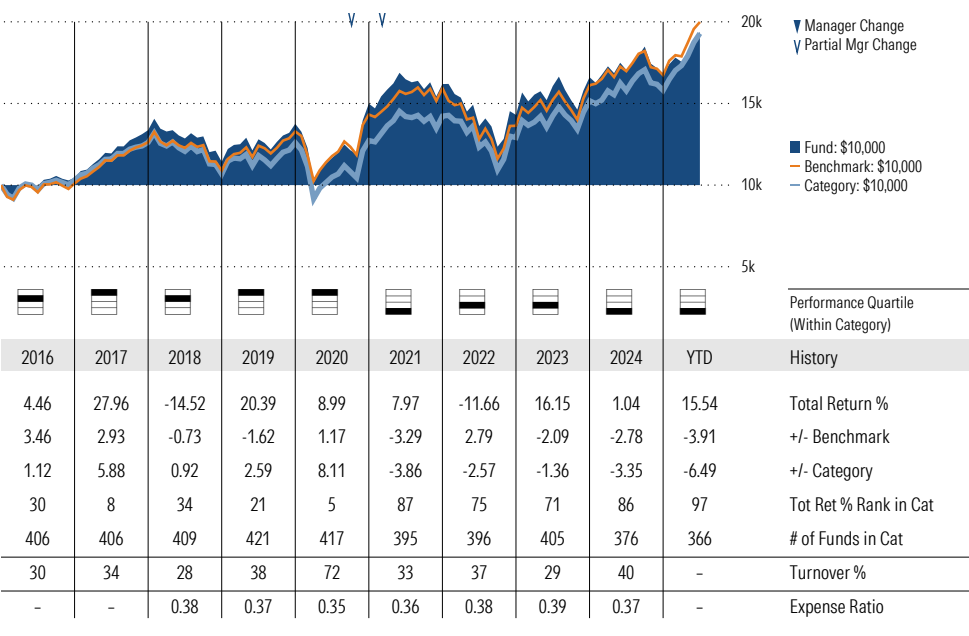
Morningstar Investment Management LLC Analysis

We are placing Vanguard International Value on watch due to a change in subadvisor. Vanguard announced on June 16th that they had replaced Lazard as a subadvisor with Altrinsic Global Investors, effectively immediately, due to performance concerns. Altrinsic, ARGA, and Sprucegrove will each manage 1/3 of the portfolio. We are placing the fund on watch while we monitor the new subadvisor mix.

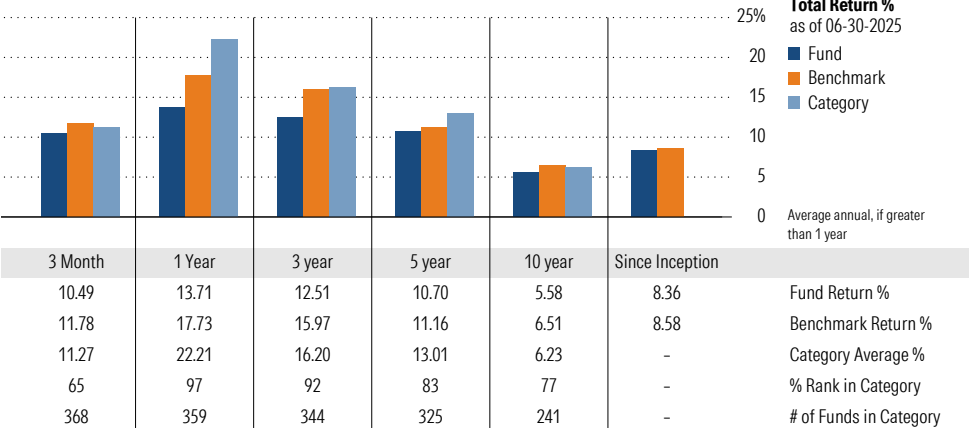
ESG Metrics

Metric	Rating	Updated
Sustainability Rating	3	05-31-2025
Carbon Risk Score	Medium Risk	12-31-2022

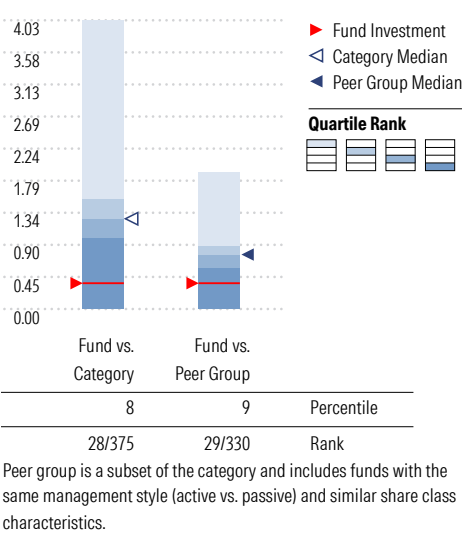
Growth of \$10,000



Trailing Performance



Net Expense



3-Year Risk Metrics

	Fund	Bmark	Cat
Alpha	-3.03	-	0.99
Beta	1.00	-	0.97
R-Squared	92.77	-	88.95
Standard Deviation	16.01	15.37	15.82
Sharpe Ratio	0.52	0.73	0.75
Tracking Error	4.31	-	5.32
Information Ratio	-0.80	-	0.12
Up Capture Ratio	93.77	-	96.77
Down Capture Ratio	107.63	-	91.12

Portfolio Metrics

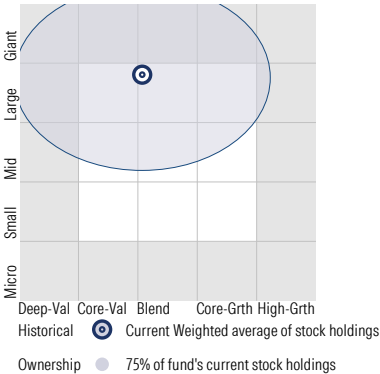
	Fund	Bmark	Cat
Price/Earnings Ratio	14.53	17.19	13.20
Price/Book Ratio	1.57	1.91	1.35
Geom Avg Mkt Cap \$B	30.49	60.31	42.44
ROE	15.96	16.77	13.46

Vanguard International Value Inv VTRIX

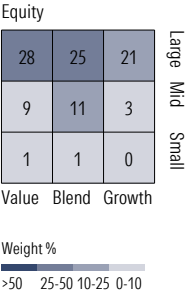
Morningstar Category
Foreign Large Value

Morningstar Index
MSCI EAFE NR USD

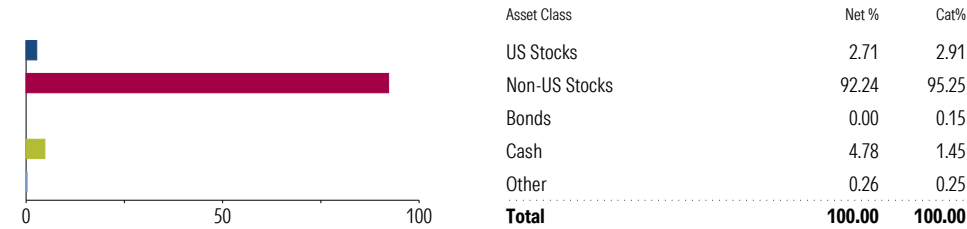
Style Analysis as of 06-30-2025
Morningstar Style Box™



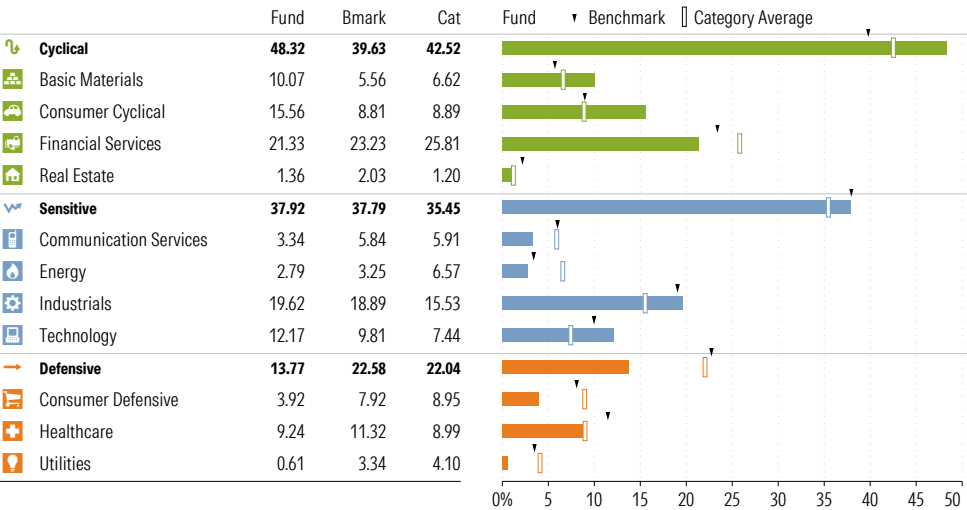
Style Breakdown




Asset Allocation as of 06-30-2025



Sector Weighting as of 06-30-2025



World Regions % Equity 06-30-2025



Top 10 Holdings as of 06-30-2025

Name	% Net Asset	Cumulative %	YTD Return %	Morningstar Sector
⊖ Mktliq 12/31/2049	2.84	2.84	-	-
⊖ Tencent Holdings Ltd	1.87	4.70	-	Communication Svc
⊖ HSBC Holdings PLC	1.73	6.43	-	Financial Services
⊕ Kering SA	1.72	8.16	-	Consumer Cyclical
⊖ Taiwan Semiconductor Manufacturing Co Ltd	1.69	9.84	-	Technology
⊖ Roche Holding AG	1.53	11.37	-	Healthcare
⊕ Slcmt1142	1.51	12.88	-	-
⊖ AIA Group Ltd	1.43	14.31	-	Financial Services
Nidec Corp	1.40	15.71	-	Industrials
STMicroelectronics NV	1.31	17.02	-	Technology

Total Holdings 242

⊕ Increase ⊖ Decrease ✨ New to Portfolio

Vanguard LifeStrategy Cnsrv Gr Inv VSCGX

Morningstar Category
Global Moderately
Conservative Allocation

Morningstar Index
Morningstar Mod Con Tgt Risk TR USD

Portfolio Manager(s)

Walter Nejman since 02-2022
Aur lie Denis since 02-2023
Michael Roach since 02-2023
Roger Aliaga-Diaz since 02-2023

Quantitative Screens

- Performance: The fund has finished in the Global Moderately Conservative Allocation category's top three quartiles in 8 of the 10 years it's been in existence.
- Management: The fund's management has been in place for 3.35 years.
- Style: The fund has landed in its primary style box — Large Blend — 100 % of the time over the past three years.
- Net Expense: The fund's expense ratio of 0.12 is 87.63% lower than the Global Moderately Conservative Allocation category average.

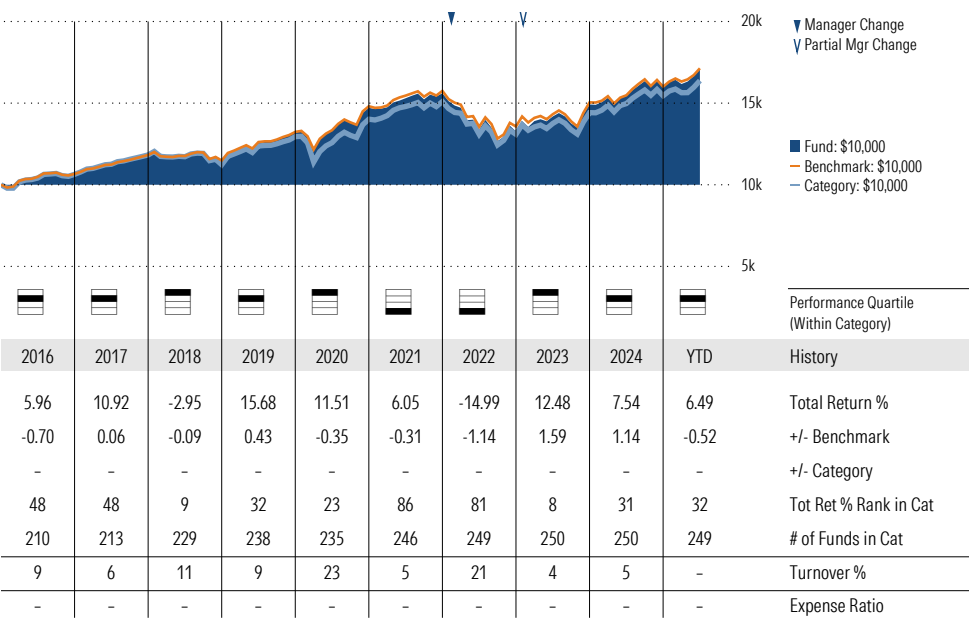
Morningstar Investment Management LLC Analysis

This fund passes all of Morningstar Investment Management's quantitative screens. Morningstar Investment Management has also assessed the fund from a qualitative perspective and, as a fiduciary, is comfortable recommending the fund's use in retirement plans.

ESG Metrics

Metric	Rating	Updated
Sustainability Rating	3	05-31-2025
ESG Commitment	1-Low	07-19-2023

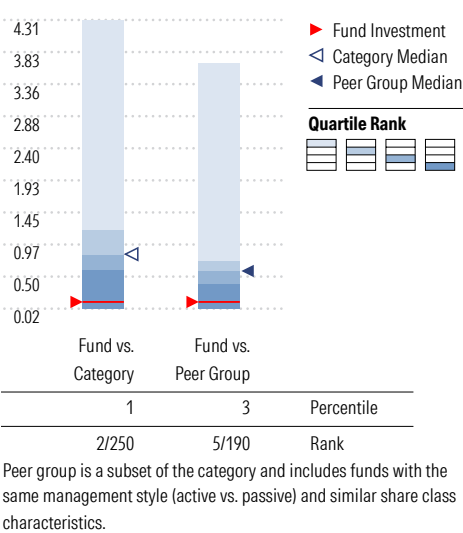
Growth of \$10,000



Trailing Performance



Net Expense



3-Year Risk Metrics

	Fund	Bmark	Cat
Alpha	0.47	-	0.00
Beta	0.98	-	0.94
R-Squared	98.59	-	95.41
Standard Deviation	9.47	9.59	9.27
Sharpe Ratio	0.40	0.37	0.33
Tracking Error	1.14	-	2.05
Information Ratio	0.30	-	-0.24
Up Capture Ratio	100.59	-	94.71
Down Capture Ratio	97.99	-	95.32

Portfolio Metrics

	Fund	Bmark	Cat
Price/Earnings Ratio	20.06	20.79	21.36
Price/Book Ratio	2.63	2.67	2.76
Avg Eff Duration	6.17	-	4.83

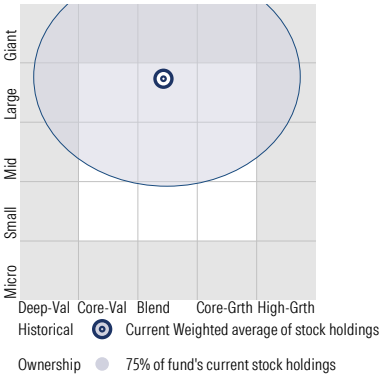
Vanguard LifeStrategy Cnsrv Gr Inv VSCGX

Morningstar Category
Global Moderately
Conservative Allocation

Morningstar Index
Morningstar Mod Con Tgt Risk TR USD

Style Analysis as of 06-30-2025

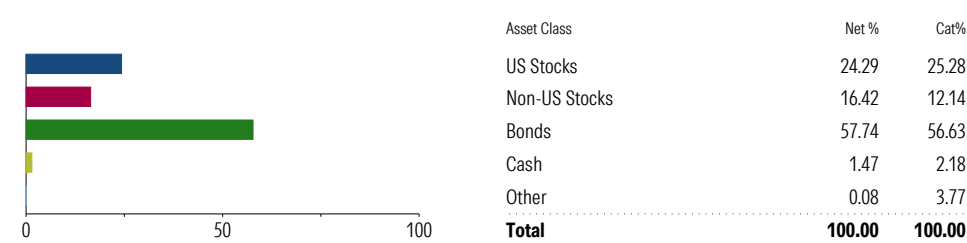
Morningstar Style Box™



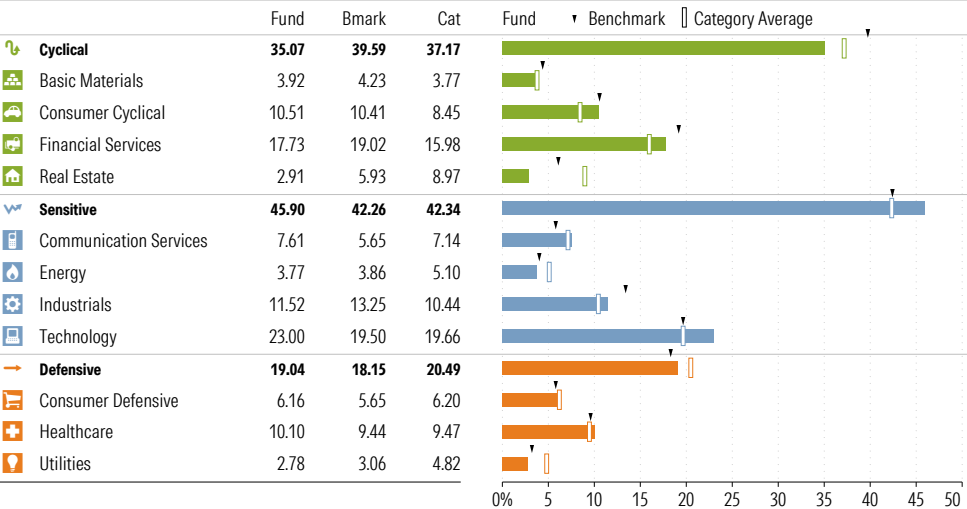
Style Breakdown



Asset Allocation as of 06-30-2025



Sector Weighting as of 06-30-2025



Top 6 Holdings as of 06-30-2025

Name	Maturity Date	% Net Asset	Cumulative %	YTD Return %	Morningstar Sector
⊕ Vanguard Total Bond Market II Idx Inv	-	40.36	40.36	-	-
⊖ Vanguard Total Stock Mkt Idx Inv	-	24.47	64.83	-	-
⊖ Vanguard Total Intl Bd II Idx Investor	-	17.73	82.56	-	-
⊖ Vanguard Total Intl Stock Index Inv	-	16.79	99.35	-	-
⊕ Mktliq 12/31/2049	-	0.65	100.00	-	-
⊕ Us Dollar	-	0.00	100.00	-	-

Total Holdings 6

⊕ Increase ⊖ Decrease ✱ New to Portfolio

Vanguard LifeStrategy Growth Inv VASGX

Morningstar Category
Global Moderately
Aggressive Allocation

Morningstar Index
Morningstar Mod Agg Tgt Risk TR USD

Portfolio Manager(s)

Walter Nejman since 02-2022
Aur lie Denis since 02-2023
Michael Roach since 02-2023
Roger Aliaga-Diaz since 02-2023

Quantitative Screens

- Performance: The fund has finished in the Global Moderately Aggressive Allocation category's top three quartiles in 10 of the 10 years it's been in existence.
- Management: The fund's management has been in place for 3.35 years.
- Style: The fund has landed in its primary style box — Large Blend — 100 % of the time over the past three years.
- Net Expense: The fund's expense ratio of 0.14 is 85.71% lower than the Global Moderately Aggressive Allocation category average.

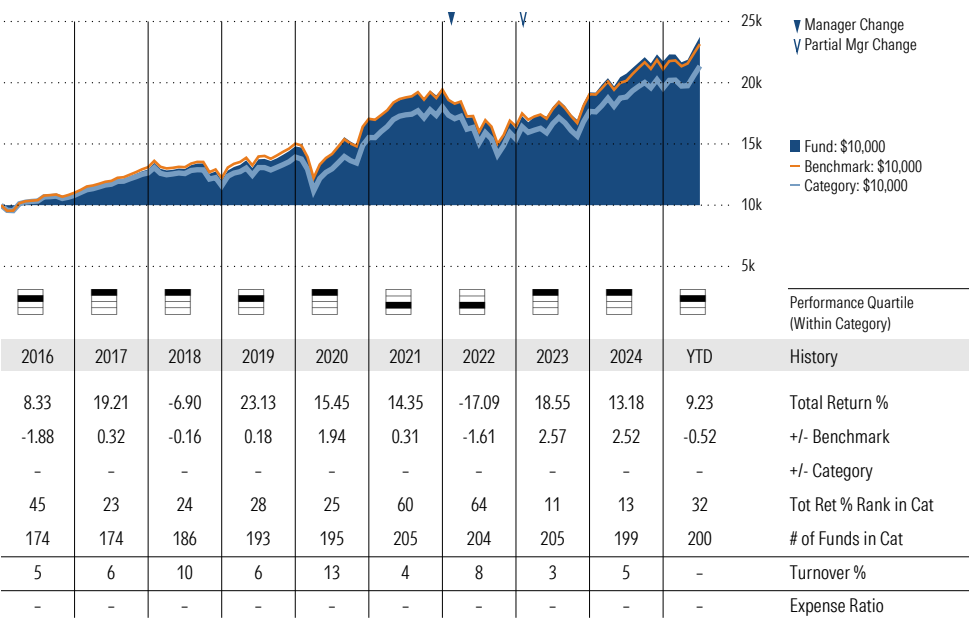
Morningstar Investment Management LLC Analysis

This fund passes all of Morningstar Investment Management's quantitative screens. Morningstar Investment Management has also assessed the fund from a qualitative perspective and, as a fiduciary, is comfortable recommending the fund's use in retirement plans.

ESG Metrics

Metric	Rating	Updated
Sustainability Rating	3	05-31-2025
ESG Commitment	1-Low	07-19-2023
Carbon Risk Score	Low Risk	12-31-2022

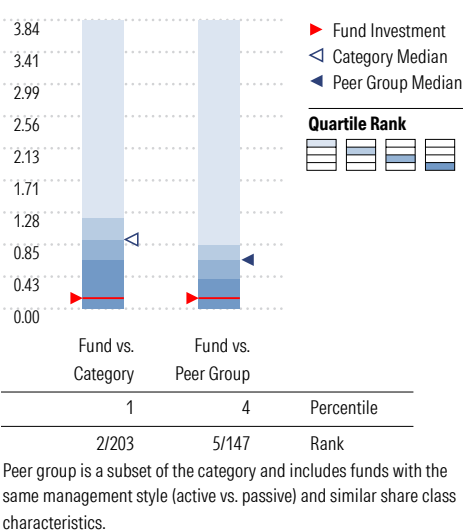
Growth of \$10,000



Trailing Performance



Net Expense



3-Year Risk Metrics

	Fund	Bmark	Cat
Alpha	0.96	-	-0.15
Beta	0.99	-	0.96
R-Squared	98.22	-	93.26
Standard Deviation	13.15	13.12	13.00
Sharpe Ratio	0.71	0.64	0.60
Tracking Error	1.75	-	3.21
Information Ratio	0.56	-	-0.25
Up Capture Ratio	102.33	-	95.48
Down Capture Ratio	98.16	-	96.84

Portfolio Metrics

	Fund	Bmark	Cat
Price/Earnings Ratio	20.06	20.11	21.22
Price/Book Ratio	2.63	2.50	2.79
Avg Eff Duration	6.18	-	-

Vanguard LifeStrategy Growth Inv VASGX

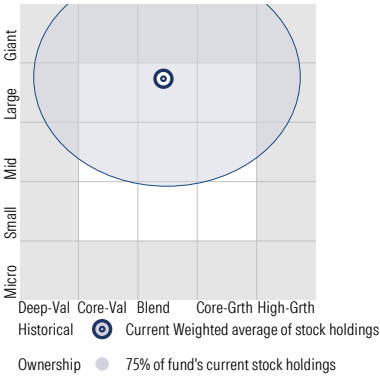
Morningstar Category
Global Moderately

Morningstar Index
Morningstar Mod Agg Tgt Risk TR USD

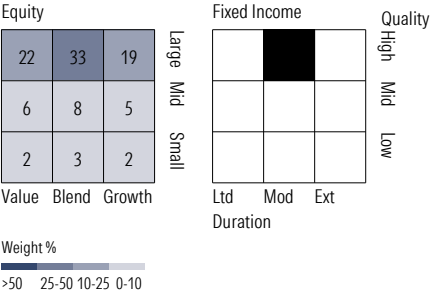
Aggressive Allocation

Style Analysis as of 06-30-2025

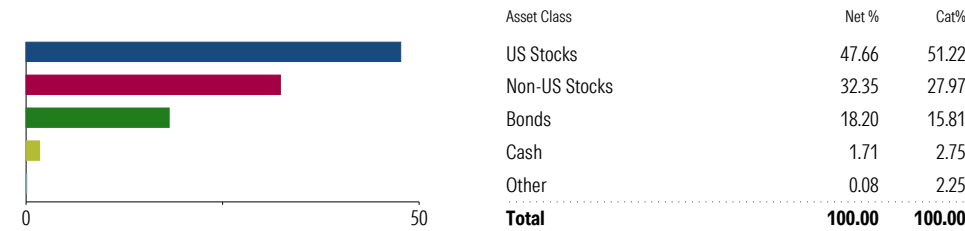
Morningstar Style Box™



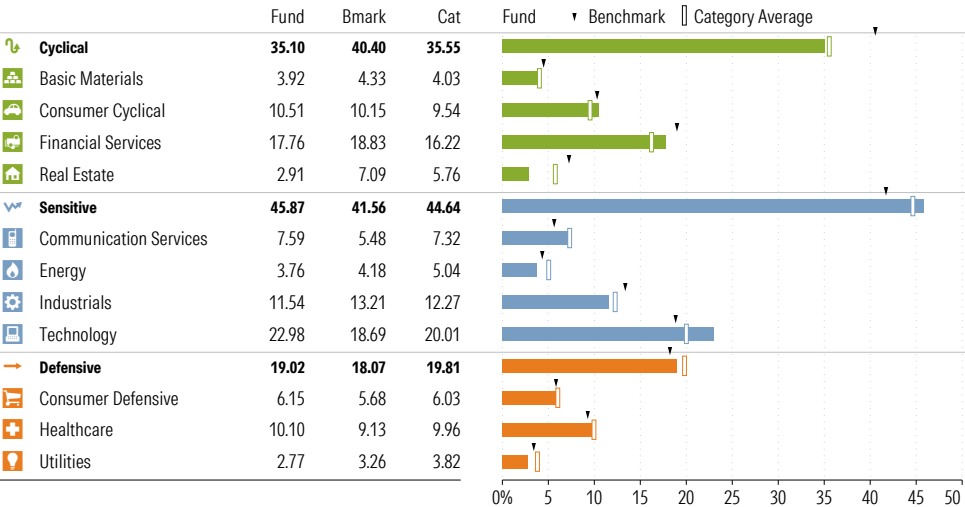
Style Breakdown



Asset Allocation as of 06-30-2025



Sector Weighting as of 06-30-2025



Top 6 Holdings as of 06-30-2025

Name	Maturity Date	% Net Asset	Cumulative %	YTD Return %	Morningstar Sector
⊕ Vanguard Total Stock Mkt Idx Inv	-	48.00	48.00	-	-
⊖ Vanguard Total Intl Stock Index Inv	-	33.08	81.09	-	-
⊖ Vanguard Total Bond Market II Idx Inv	-	12.51	93.60	-	-
⊖ Vanguard Total Intl Bd II Idx Investor	-	5.81	99.41	-	-
⊕ Mktliq 12/31/2049	-	0.60	100.00	-	-
⊕ Us Dollar	-	0.00	100.01	-	-

Total Holdings 6

⊕ Increase ⊖ Decrease ✱ New to Portfolio

Vanguard LifeStrategy Income Inv VASIX

Morningstar Category
Global Conservative

Allocation

Morningstar Index

Morningstar Con Tgt Risk TR USD

Portfolio Manager(s)

Walter Nejman since 02-2022
Aur lie Denis since 02-2023
Michael Roach since 02-2023
Roger Aliaga-Diaz since 02-2023

Quantitative Screens

- Performance: The fund has finished in the Global Conservative Allocation category's top three quartiles in 7 of the 10 years it's been in existence.
- Management: The fund's management has been in place for 3.35 years.
- Style: The fund has landed in its primary style box — Large Blend — 100 % of the time over the past three years.
- Net Expense: The fund's expense ratio of 0.11 is 89% lower than the Global Conservative Allocation category average.

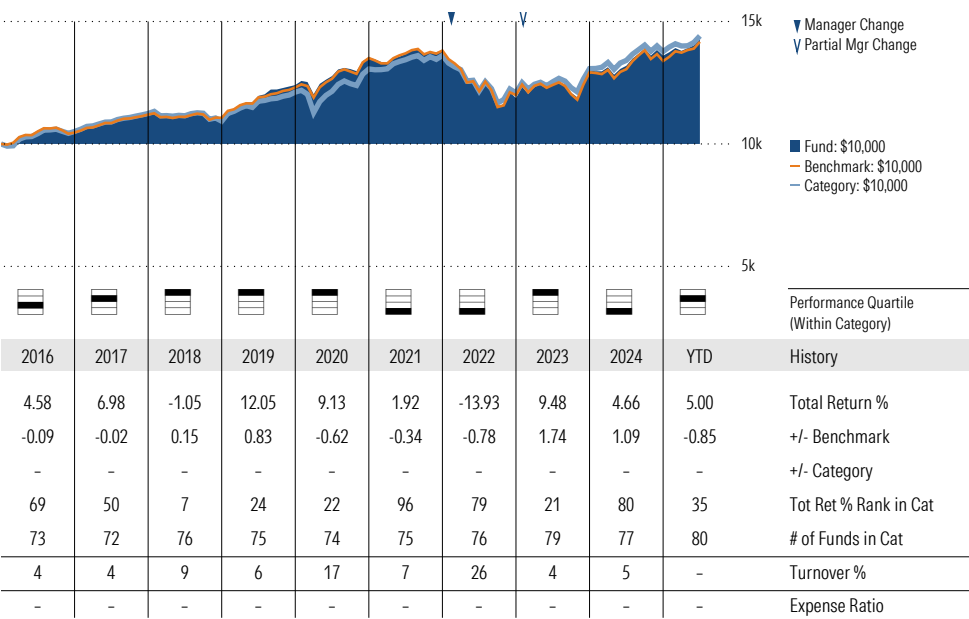
Morningstar Investment Management LLC Analysis

This fund passes all of Morningstar Investment Management's quantitative screens. Morningstar Investment Management has also assessed the fund from a qualitative perspective and, as a fiduciary, is comfortable recommending the fund's use in retirement plans.

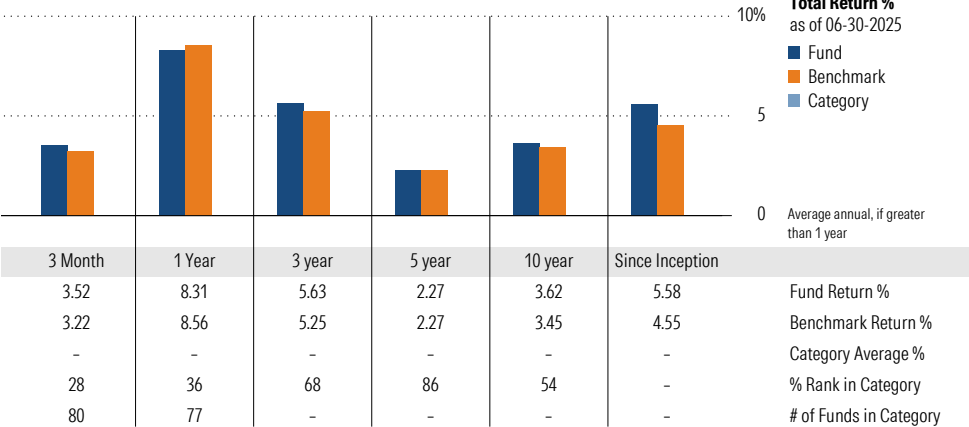
ESG Metrics

Metric	Rating	Updated
Sustainability Rating	4	05-31-2025
ESG Commitment	1-Low	07-19-2023

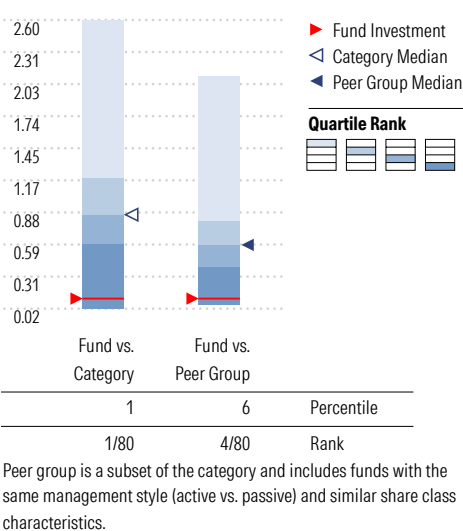
Growth of \$10,000



Trailing Performance



Net Expense



3-Year Risk Metrics

	Fund	Bmark	Cat
Alpha	0.64	-	1.36
Beta	0.94	-	0.86
R-Squared	97.99	-	95.13
Standard Deviation	7.83	8.21	7.21
Sharpe Ratio	0.13	0.08	0.17
Tracking Error	1.20	-	2.11
Information Ratio	0.32	-	0.31
Up Capture Ratio	97.81	-	92.83
Down Capture Ratio	92.78	-	82.09

Portfolio Metrics

	Fund	Bmark	Cat
Price/Earnings Ratio	19.99	20.15	22.12
Price/Book Ratio	2.61	2.48	3.00
Avg Eff Duration	6.17	-	1.79

Vanguard LifeStrategy Income Inv VASIX

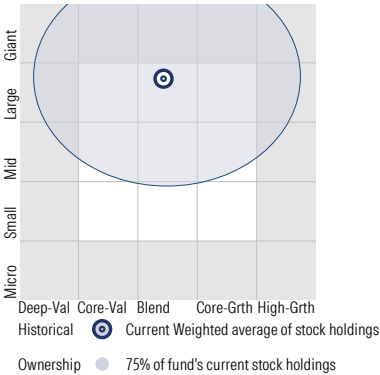
Morningstar Category
Global Conservative

Morningstar Index
Morningstar Con Tgt Risk TR USD

Allocation

Style Analysis as of 06-30-2025

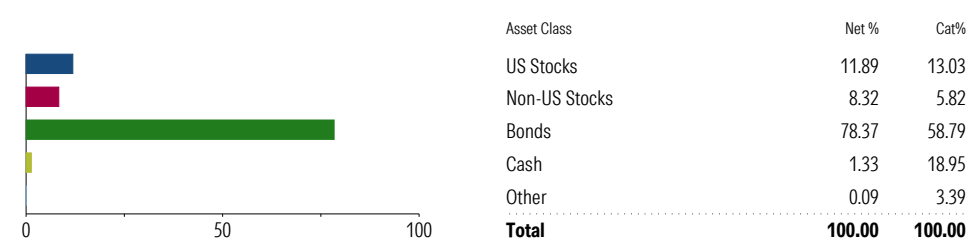
Morningstar Style Box™



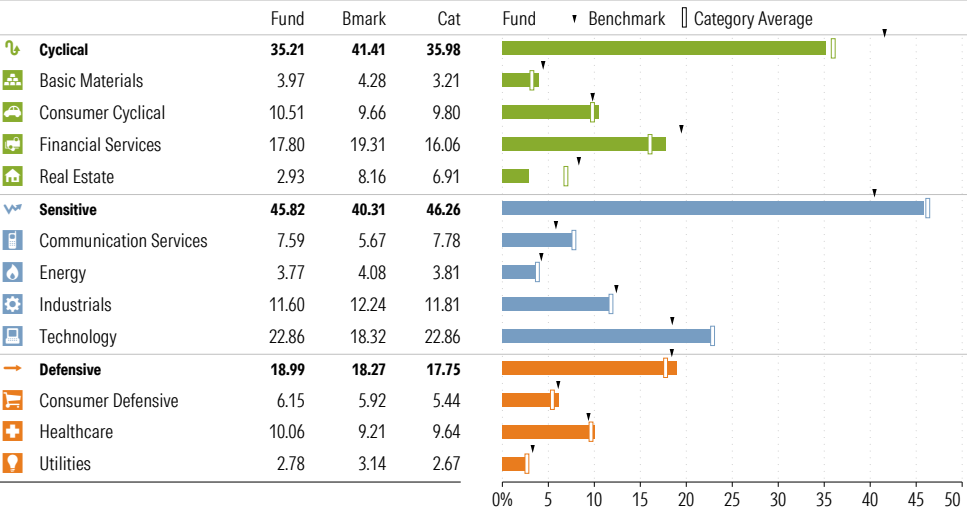
Style Breakdown



Asset Allocation as of 06-30-2025



Sector Weighting as of 06-30-2025



Top 6 Holdings as of 06-30-2025

Name	Maturity Date	% Net Asset	Cumulative %	YTD Return %	Morningstar Sector
⊖ Vanguard Total Bond Market II Idx Inv	-	55.07	55.07	-	-
⊖ Vanguard Total Intl Bd II Idx Investor	-	23.79	78.85	-	-
⊖ Vanguard Total Stock Mkt Idx Inv	-	11.97	90.83	-	-
⊖ Vanguard Total Intl Stock Index Inv	-	8.51	99.33	-	-
⊕ Mktliq 12/31/2049	-	0.64	99.97	-	-
⊕ Us Dollar	-	0.03	100.00	-	-

Total Holdings 6

⊕ Increase ⊖ Decrease ✱ New to Portfolio

Vanguard LifeStrategy Mod Gr Inv Shrs VSMGX

Morningstar Category: Global Moderate Allocation
Morningstar Index: Morningstar Mod Tgt Risk TR USD

Portfolio Manager(s)

Walter Nejman since 02-2022
Aur lie Denis since 02-2023
Michael Roach since 02-2023
Roger Aliaga-Diaz since 02-2023

Quantitative Screens

- Performance: The fund has finished in the Global Moderate Allocation category's top three quartiles in 10 of the 10 years it's been in existence.
- Management: The fund's management has been in place for 3.35 years.
- Style: The fund has landed in its primary style box — Large Blend — 100 % of the time over the past three years.
- Net Expense: The fund's expense ratio of 0.13 is 87% lower than the Global Moderate Allocation category average.

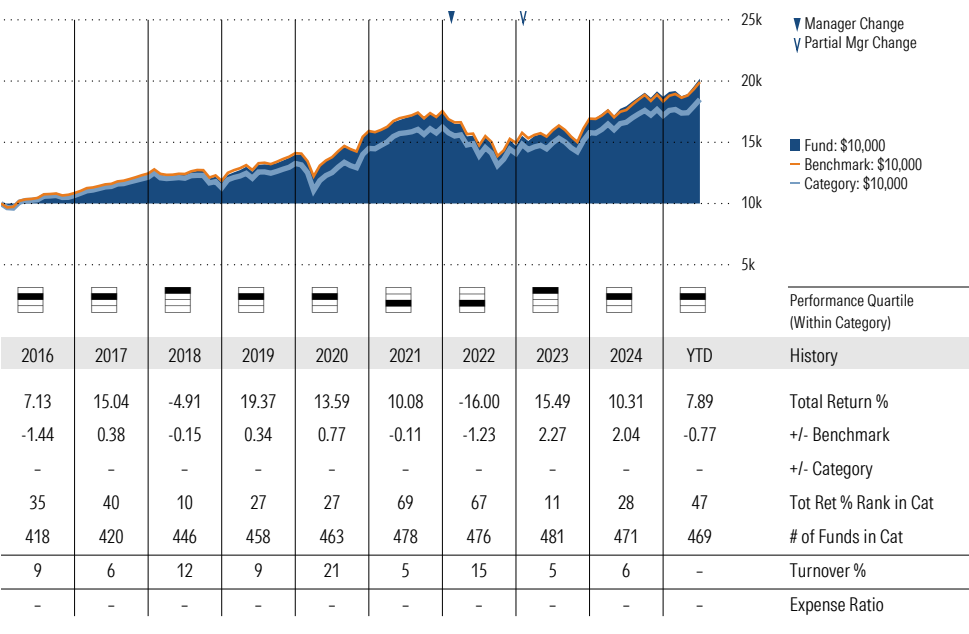
Morningstar Investment Management LLC Analysis

Although this fund technically fails the manager tenure screen due to changes in how the portfolio management team is listed, in fact the same team that oversees the strategy remains in place.

ESG Metrics

Metric	Rating	Updated
Sustainability Rating	3	05-31-2025
ESG Commitment	1-Low	07-19-2023
Carbon Risk Score	Low Risk	12-31-2022

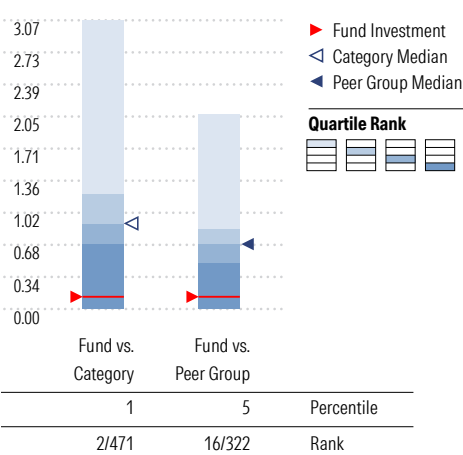
Growth of \$10,000



Trailing Performance



Net Expense



Peer group is a subset of the category and includes funds with the same management style (active vs. passive) and similar share class characteristics.

3-Year Risk Metrics

	Fund	Bmark	Cat
Alpha	0.92	-	0.16
Beta	0.98	-	0.94
R-Squared	98.29	-	93.16
Standard Deviation	11.27	11.45	11.19
Sharpe Ratio	0.58	0.52	0.49
Tracking Error	1.50	-	2.87
Information Ratio	0.50	-	-0.12
Up Capture Ratio	101.05	-	95.62
Down Capture Ratio	96.47	-	95.59

Portfolio Metrics

	Fund	Bmark	Cat
Price/Earnings Ratio	20.07	20.19	20.72
Price/Book Ratio	2.63	2.52	2.67
Avg Eff Duration	6.17	-	5.04

Vanguard LifeStrategy Mod Gr Inv Shrs VSMGX

Morningstar Category

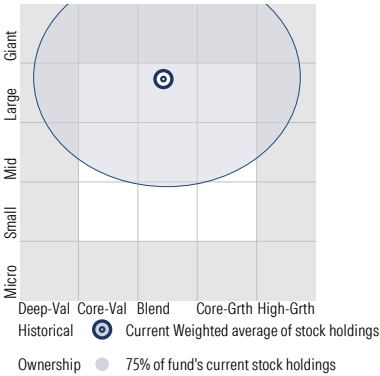
Global Moderate Allocation

Morningstar Index

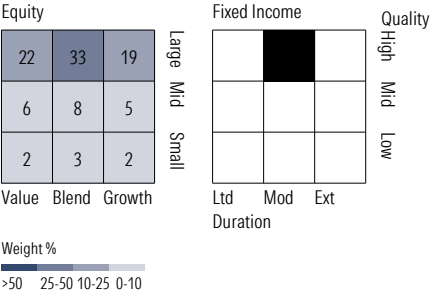
Morningstar Mod Tgt Risk TR USD

Style Analysis as of 06-30-2025

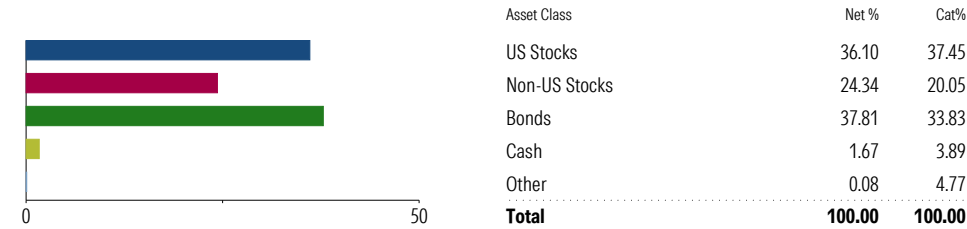
Morningstar Style Box™



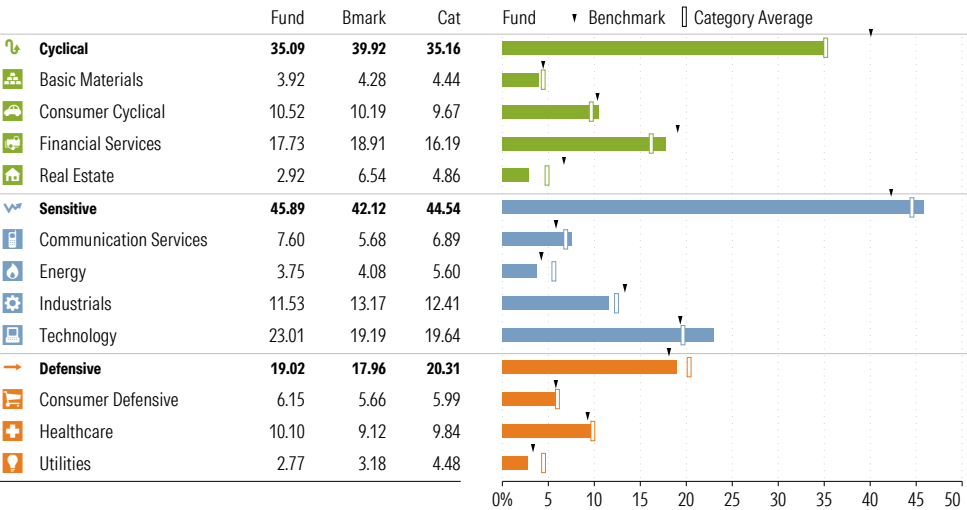
Style Breakdown



Asset Allocation as of 06-30-2025



Sector Weighting as of 06-30-2025



Top 6 Holdings as of 06-30-2025

Name	Maturity Date	% Net Asset	Cumulative %	YTD Return %	Morningstar Sector
⊖ Vanguard Total Stock Mkt Idx Inv	-	36.36	36.36	-	-
⊕ Vanguard Total Bond Market II Idx Inv	-	26.36	62.72	-	-
⊖ Vanguard Total Intl Stock Index Inv	-	24.89	87.61	-	-
⊖ Vanguard Total Intl Bd II Idx Investor	-	11.69	99.30	-	-
⊕ Mktliq 12/31/2049	-	0.67	99.97	-	-
⊕ Us Dollar	-	0.03	100.00	-	-

Total Holdings 6

⊕ Increase ⊖ Decrease ✱ New to Portfolio

Vanguard Mid-Cap Value Index Admiral VMVAX

Morningstar Category
Mid-Cap Value

Morningstar Index
Russell Mid Cap Value TR USD

Portfolio Manager(s)

Aaron Choi since 08-2023
Kenny Narzikul since 02-2025

Quantitative Screens

- Performance: The fund has finished in the Mid-Cap Value category's top three quartiles in 9 of the 10 years it's been in existence.
- Management: The fund's management team has been in place for less than three years.
- Style: The fund has landed in its primary style box — Mid-Cap Value — 100 % of the time over the past three years.
- Net Expense: The fund's expense ratio of 0.07 is 92.63% lower than the Mid-Cap Value category average.

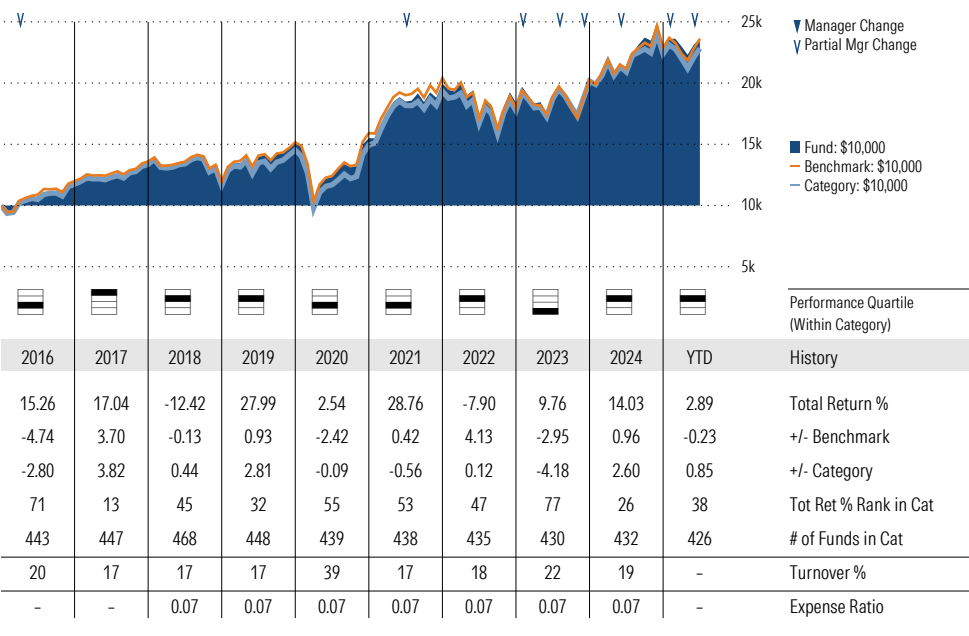
Morningstar Investment Management LLC Analysis

This fund fails the manager tenure screen. Although the managers on this fund are relatively recent additions, they are experienced at Vanguard, and the team-managed, well-established process of running index funds at Vanguard means that such changes are not concerning.

ESG Metrics

Metric	Rating	Updated
Sustainability Rating	4	05-31-2025
Carbon Risk Score	Medium Risk	12-31-2022
ESG Commitment	1-Low	02-15-2022

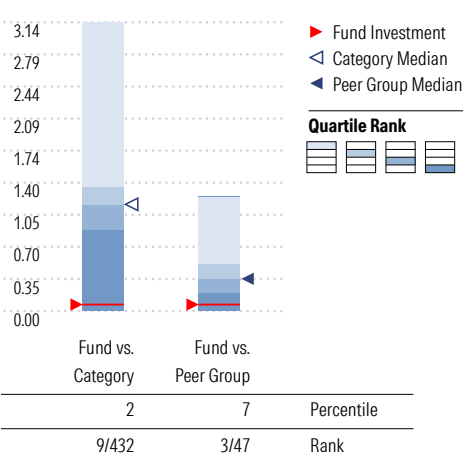
Growth of \$10,000



Trailing Performance



Net Expense



Peer group is a subset of the category and includes funds with the same management style (active vs. passive) and similar share class characteristics.

3-Year Risk Metrics

	Fund	Bmark	Cat
Alpha	0.15	-	0.10
Beta	0.94	-	0.96
R-Squared	98.09	-	93.80
Standard Deviation	17.82	18.71	18.62
Sharpe Ratio	0.40	0.41	0.39
Tracking Error	2.68	-	4.78
Information Ratio	-0.17	-	-0.12
Up Capture Ratio	94.42	-	96.12
Down Capture Ratio	93.89	-	95.99

Portfolio Metrics

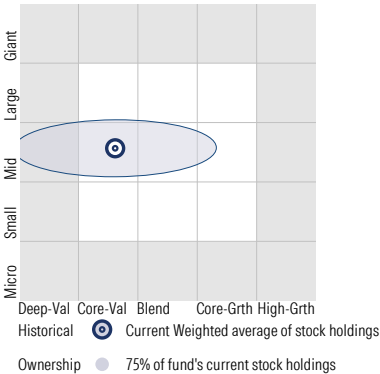
	Fund	Bmark	Cat
Price/Earnings Ratio	18.44	19.96	17.69
Price/Book Ratio	2.22	2.29	1.90
Geom Avg Mkt Cap \$B	32.15	20.32	19.95
ROE	17.07	14.22	14.57

Vanguard Mid-Cap Value Index Admiral VMVAX


Morningstar Category
Mid-Cap Value

Morningstar Index
Russell Mid Cap Value TR USD

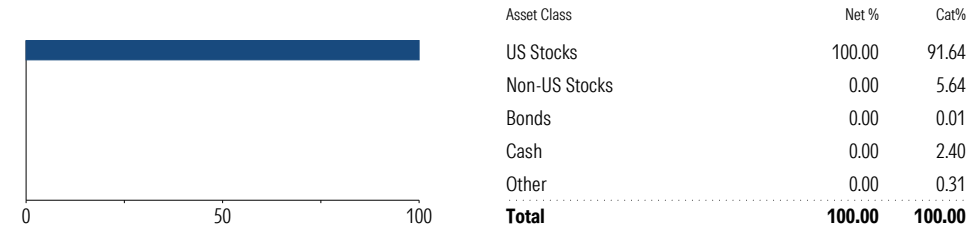
Style Analysis as of 06-30-2025
Morningstar Style Box™



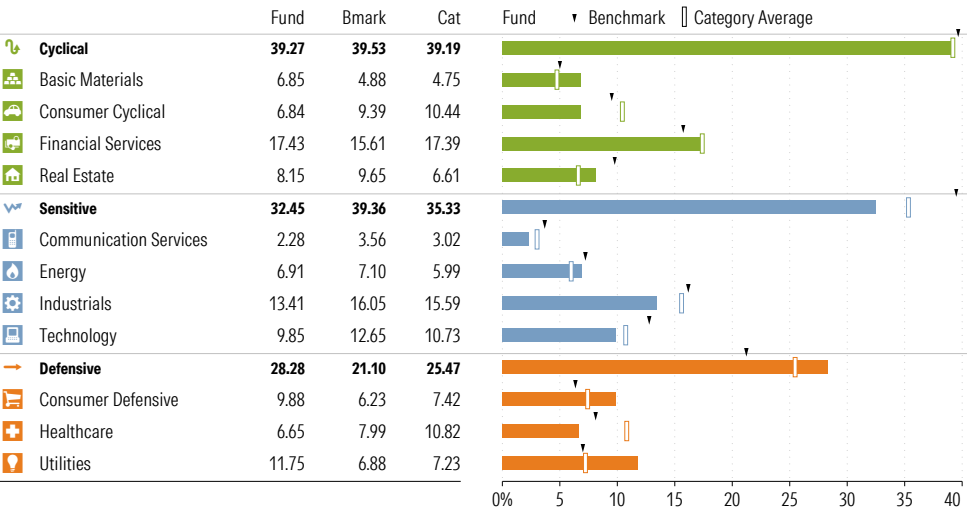
Style Breakdown



Asset Allocation as of 06-30-2025



Sector Weighting as of 06-30-2025



Top 15 Holdings as of 06-30-2025

Name	% Net Asset	Cumulative %	YTD Return %	Morningstar Sector
⊕ Arthur J. Gallagher & Co	1.92	1.92	13.24	Financial Services
⊕ CRH PLC	1.34	3.26	0.02	Basic Materials
⊕ Newmont Corp	1.29	4.55	57.87	Basic Materials
⊕ Carrier Global Corp Ordinary Shares	1.27	5.82	7.55	Industrials
⊕ Digital Realty Trust Inc	1.25	7.07	-0.32	Real Estate
⊕ Allstate Corp	1.21	8.28	5.46	Financial Services
⊕ Cencora Inc	1.10	9.38	33.95	Healthcare
⊕ ONEOK Inc	1.10	10.47	-16.64	Energy
⊕ Cheniere Energy Inc	1.09	11.56	13.80	Energy
⊕ PACCAR Inc	1.07	12.63	-7.98	Industrials
⊕ Corteva Inc	1.06	13.70	31.44	Basic Materials
⊕ Ameriprise Financial Inc	1.06	14.76	0.82	Financial Services
⊕ TE Connectivity PLC Registered Shares	1.04	15.80	18.93	Technology
⊕ United Rentals Inc	1.00	16.80	7.46	Industrials
⊕ L3Harris Technologies Inc	1.00	17.80	20.43	Industrials

Total Holdings 188

⊕ Increase ⊖ Decrease ✨ New to Portfolio

Vanguard Small Cap Growth Index Admiral VSGAX

Morningstar Category
Small Growth
Morningstar Index
Russell 2000 Growth TR USD

Portfolio Manager(s)

Gerard O'Reilly since 12-2004
Aaron Choi since 02-2025
Kenny Narzikul since 02-2025

Quantitative Screens

- Performance: The fund has finished in the Small Growth category's top three quartiles in 10 of the 10 years it's been in existence.
- Management: The fund's management has been in place for 20.51 years.
- Style: The fund has landed in its primary style box — Small Growth — 100 % of the time over the past three years.
- Net Expense: The fund's expense ratio of 0.07 is 93.91% lower than the Small Growth category average.

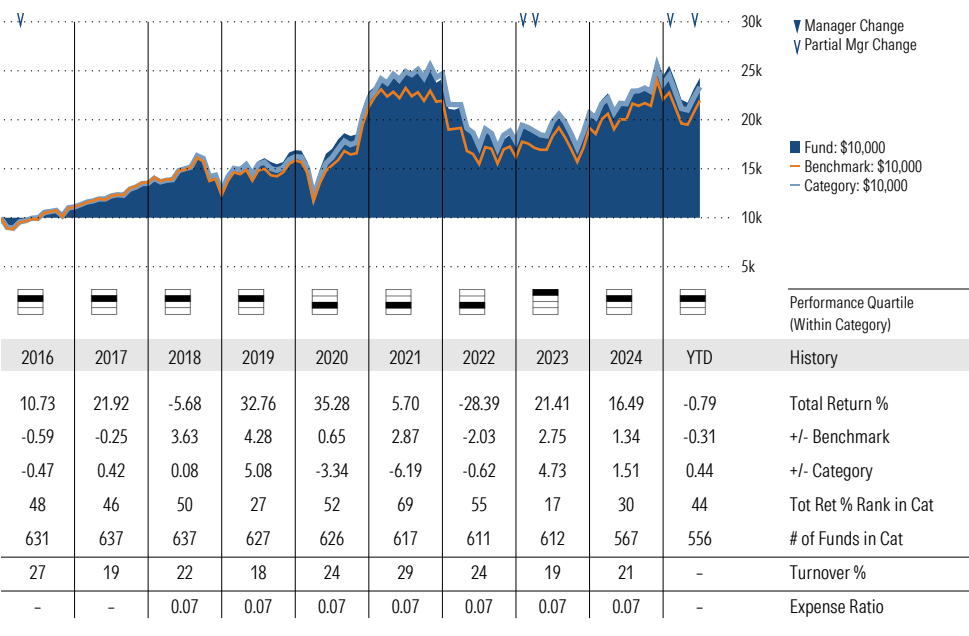
Morningstar Investment Management LLC Analysis

This fund passes all of Morningstar Investment Management's quantitative screens. Morningstar Investment Management has also assessed the fund from a qualitative perspective and, as a fiduciary, is comfortable recommending the fund's use in retirement plans.

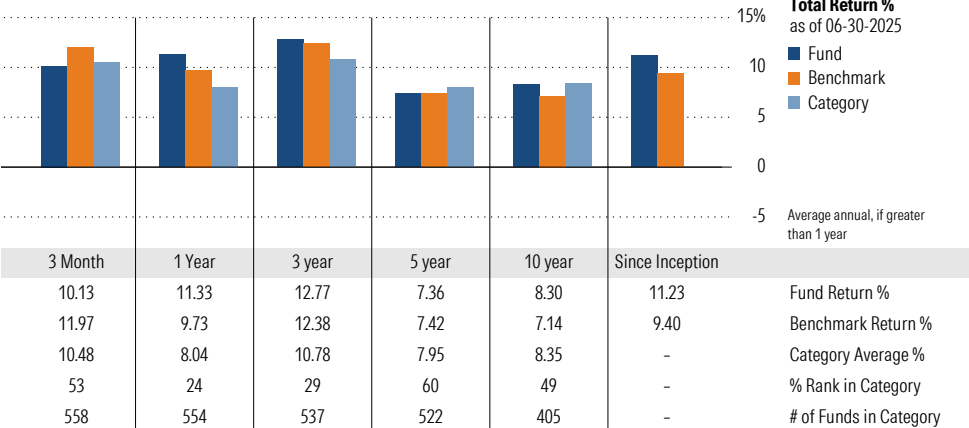
ESG Metrics

Metric	Rating	Updated
Sustainability Rating	4	05-31-2025
Carbon Risk Score	Medium Risk	12-31-2022
ESG Commitment	1-Low	02-15-2022

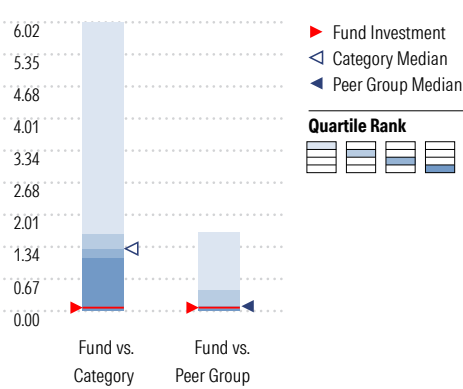
Growth of \$10,000



Trailing Performance



Net Expense



	2	35	Percentile
Rank	9/562	12/35	Rank

Peer group is a subset of the category and includes funds with the same management style (active vs. passive) and similar share class characteristics.

3-Year Risk Metrics

	Fund	Bmark	Cat
Alpha	0.89	-	-0.39
Beta	0.95	-	0.91
R-Squared	96.98	-	91.69
Standard Deviation	21.82	22.65	21.54
Sharpe Ratio	0.44	0.42	0.35
Tracking Error	3.96	-	6.56
Information Ratio	0.10	-	-0.24
Up Capture Ratio	96.62	-	89.52
Down Capture Ratio	94.13	-	91.09

Portfolio Metrics

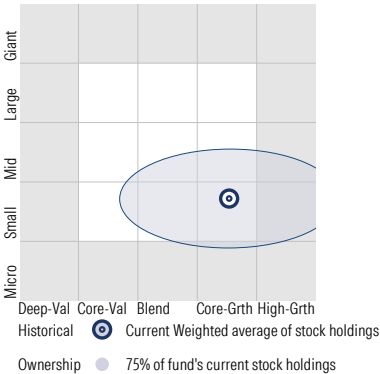
	Fund	Bmark	Cat
Price/Earnings Ratio	26.79	24.29	26.79
Price/Book Ratio	3.76	4.12	3.83
Geom Avg Mkt Cap \$B	7.91	3.25	6.85
ROE	11.70	5.84	10.93

Vanguard Small Cap Growth Index Admiral VSGAX

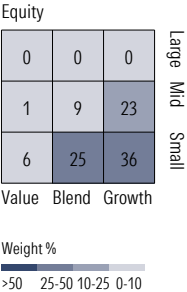
Morningstar Category
Small Growth

Morningstar Index
Russell 2000 Growth TR USD

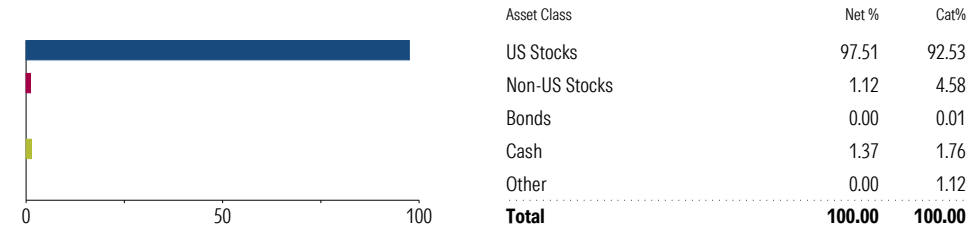
Style Analysis as of 06-30-2025
Morningstar Style Box™



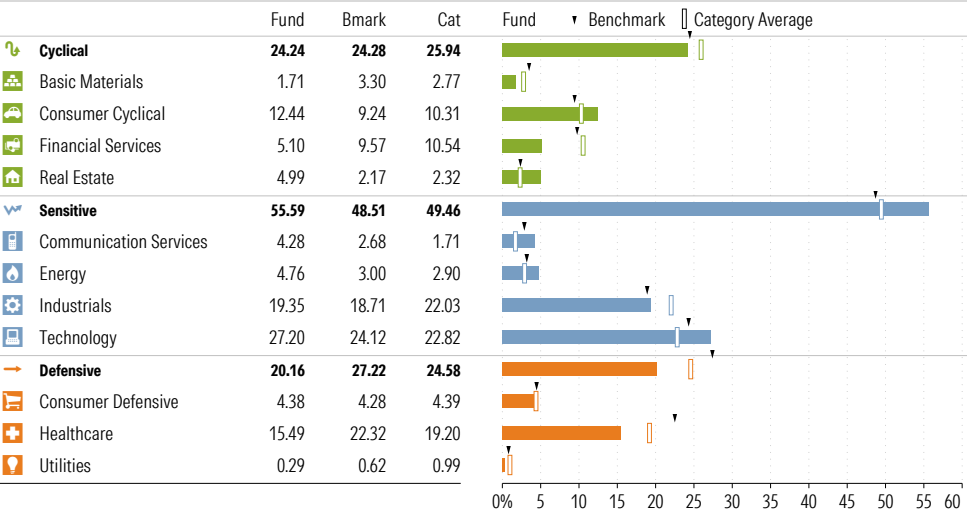
Style Breakdown



Asset Allocation as of 06-30-2025



Sector Weighting as of 06-30-2025



Top 15 Holdings as of 06-30-2025

Name	% Net Asset	Cumulative %	YTD Return %	Morningstar Sector
⊕ Slcmt1142	1.27	1.27	-	-
⊖ Liberty Media Corp Registered Shs Series -C- Formula One	0.81	2.07	12.78	Communication Svc
⊖ Toast Inc Class A	0.78	2.85	-	Technology
⊖ Natera Inc	0.78	3.63	6.72	Healthcare
⊖ Nutanix Inc Class A	0.77	4.39	24.94	Technology
⊖ RB Global Inc	0.76	5.16	18.36	Industrials
⊖ PTC Inc	0.76	5.91	-6.27	Technology
⊖ Duolingo Inc	0.73	6.65	-	Technology
⊖ Lennox International Inc	0.71	7.36	-5.52	Industrials
⊖ Guidewire Software Inc	0.71	8.06	39.67	Technology
⊖ DocuSign Inc	0.70	8.76	-13.40	Technology
⊖ Comfort Systems USA Inc	0.67	9.43	26.65	Industrials
⊖ DraftKings Inc Ordinary Shares - Class A	0.66	10.09	15.30	Consumer Cyclical
⊖ Pure Storage Inc Class A	0.65	10.74	-6.27	Technology
⊖ Curtiss-Wright Corp	0.65	11.39	37.80	Industrials

Total Holdings 578

⊕ Increase ⊖ Decrease ✨ New to Portfolio

Vanguard Target Retirement 2020 Fund VTWNX

Morningstar Category Target-Date 2020
Morningstar Index Morningstar Lifetime Mod 2020 TR USD

Portfolio Manager(s)

Walter Nejman since 02-2013
Aur lie Denis since 02-2023
Michael Roach since 02-2023
Roger Aliaga-Diaz since 02-2023

Quantitative Screens

- Performance: The fund has finished in the Target-Date 2020 category's top three quartiles in 10 of the 10 years it's been in existence.
- Management: The fund's management has been in place for 12.36 years.
- Style: The fund has landed in its primary style box — Large Blend — 100 % of the time over the past three years.
- Net Expense: The fund's expense ratio of 0.08 is 84% lower than the Target-Date 2020 category average.

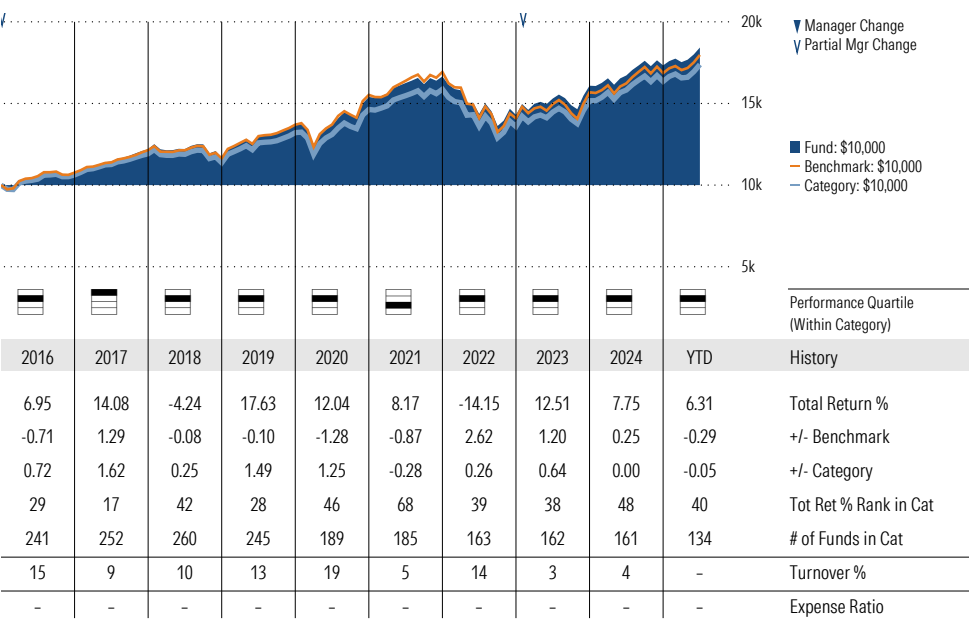
Morningstar Investment Management LLC Analysis

This fund passes all of Morningstar Investment Management's quantitative screens. Morningstar Investment Management has also assessed the fund from a qualitative perspective and, as a fiduciary, is comfortable recommending the fund's use in retirement plans.

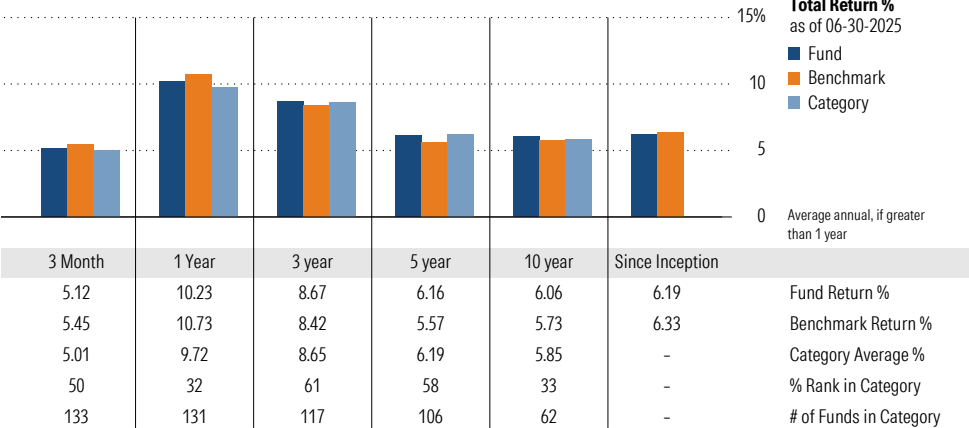
ESG Metrics

Metric	Rating	Updated
Sustainability Rating	4	05-31-2025
ESG Commitment	1-Low	02-15-2022

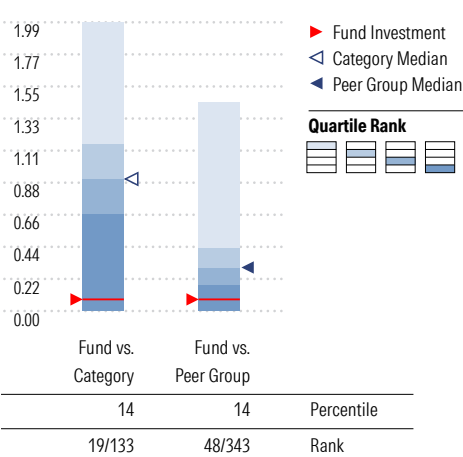
Growth of \$10,000



Trailing Performance



Net Expense



Peer group is a subset of the category and includes funds with the same management style (active vs. passive) and similar share class characteristics.

3-Year Risk Metrics

	Fund	Bmark	Cat
Alpha	1.29	-	0.87
Beta	0.86	-	0.91
R-Squared	99.07	-	98.57
Standard Deviation	9.14	10.55	9.67
Sharpe Ratio	0.43	0.37	0.41
Tracking Error	1.70	-	1.59
Information Ratio	0.15	-	0.17
Up Capture Ratio	90.95	-	94.46
Down Capture Ratio	83.02	-	89.33

Portfolio Metrics

	Fund	Bmark	Cat
Price/Earnings Ratio	20.04	21.83	21.57
Price/Book Ratio	2.62	2.98	2.92
Avg Eff Duration	5.39	-	4.58

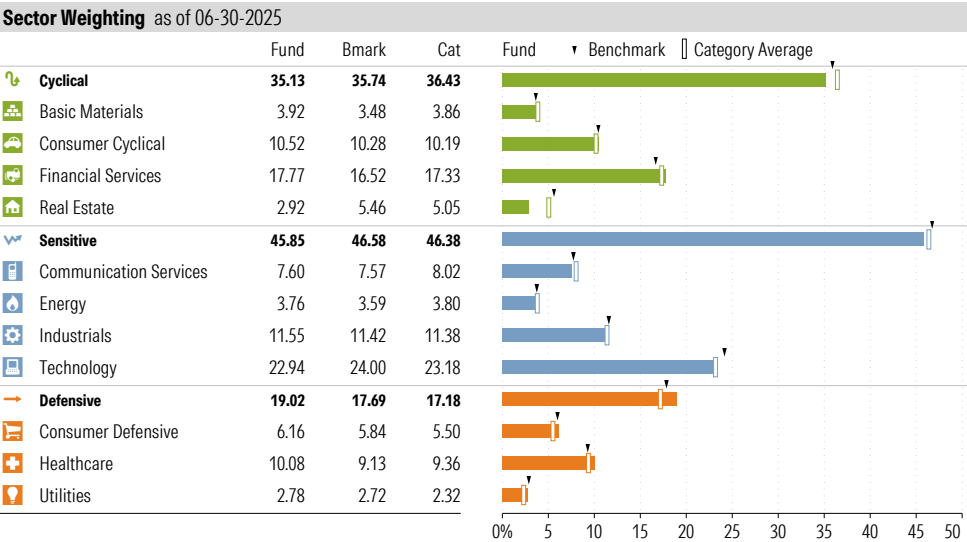
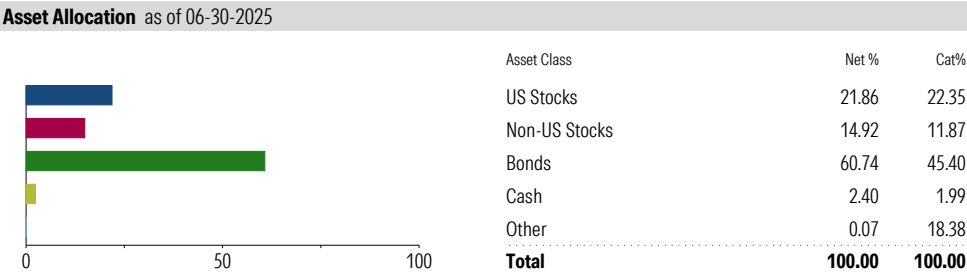
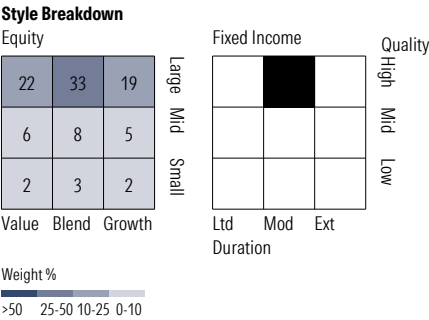
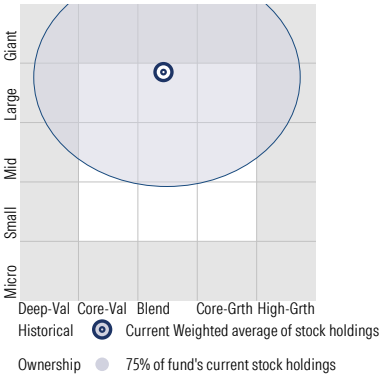
Vanguard Target Retirement 2020 Fund VTWNX

Morningstar Category
Target-Date 2020

Morningstar Index
Morningstar Lifetime Mod 2020 TR USD

Style Analysis as of 06-30-2025

Morningstar Style Box™



Top 7 Holdings as of 06-30-2025

Name	Maturity Date	% Net Asset	Cumulative %	YTD Return %	Morningstar Sector
⊕ Vanguard Total Bond Market II Idx Inv	-	33.70	33.70	-	-
⊖ Vanguard Total Stock Mkt Idx Instl Pls	-	22.02	55.72	-	-
⊖ Vanguard Total Intl Stock Index Inv	-	15.26	70.98	-	-
⊖ Vanguard Total Intl Bd II Idx Instl	-	14.57	85.55	-	-
⊖ Vanguard Shrt-Term Infl-Prot Sec Idx Adm	-	13.81	99.36	-	-
⊕ Mktliq 12/31/2049	-	0.63	99.99	-	-
⊕ Us Dollar	-	0.01	100.00	-	-

Total Holdings 7

⊕ Increase ⊖ Decrease ✨ New to Portfolio

Vanguard Target Retirement 2025 Fund VTTVX

Morningstar Category
Target-Date 2025

Morningstar Index
Morningstar Lifetime Mod 2025 TR USD

Portfolio Manager(s)

Walter Nejman since 02-2013
Aur lie Denis since 02-2023
Michael Roach since 02-2023
Roger Aliaga-Diaz since 02-2023

Quantitative Screens

- Performance: The fund has finished in the Target-Date 2025 category's top three quartiles in 10 of the 10 years it's been in existence.
- Management: The fund's management has been in place for 12.36 years.
- Style: The fund has landed in its primary style box — Large Blend — 100 % of the time over the past three years.
- Net Expense: The fund's expense ratio of 0.08 is 85.96% lower than the Target-Date 2025 category average.

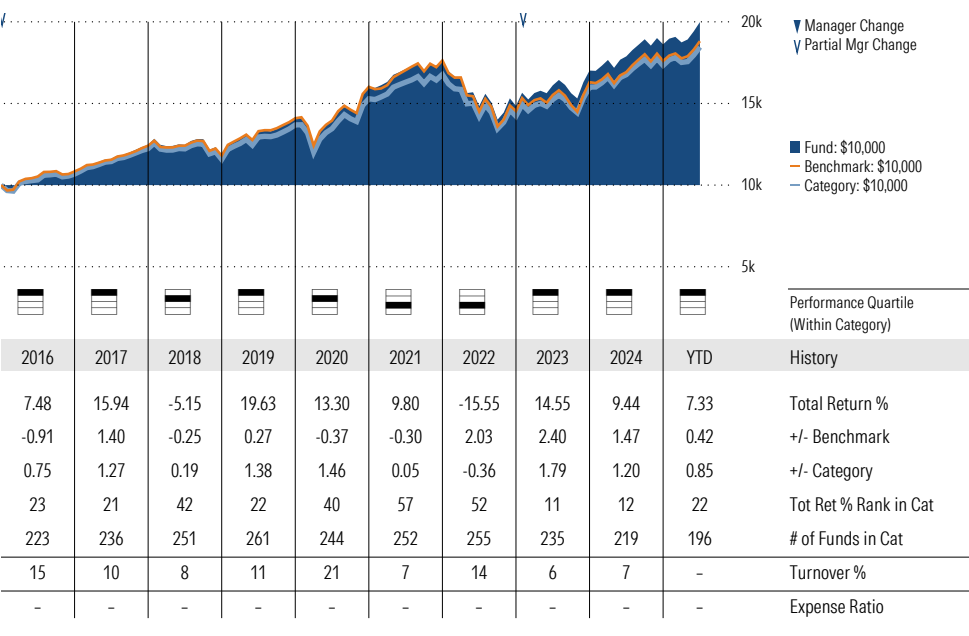
Morningstar Investment Management LLC Analysis

This fund passes all of Morningstar Investment Management's quantitative screens. Morningstar Investment Management has also assessed the fund from a qualitative perspective and, as a fiduciary, is comfortable recommending the fund's use in retirement plans.

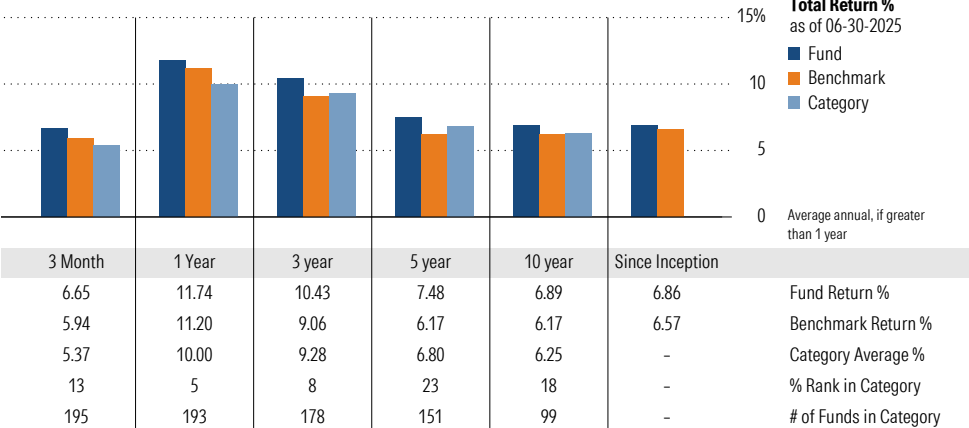
ESG Metrics

Metric	Rating	Updated
Sustainability Rating	3	05-31-2025
Carbon Risk Score	Low Risk	12-31-2022
ESG Commitment	1-Low	02-15-2022

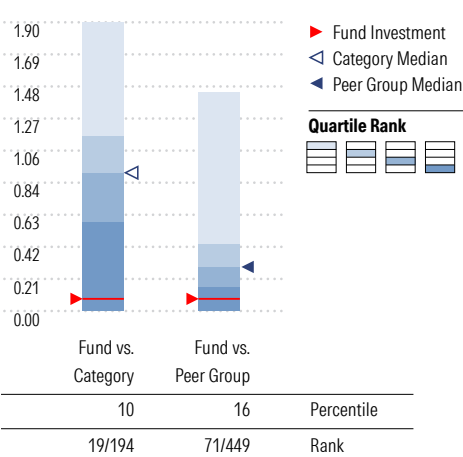
Growth of \$10,000



Trailing Performance



Net Expense



Peer group is a subset of the category and includes funds with the same management style (active vs. passive) and similar share class characteristics.

3-Year Risk Metrics

	Fund	Bmark	Cat
Alpha	1.88	-	1.13
Beta	0.92	-	0.88
R-Squared	98.96	-	97.96
Standard Deviation	10.54	11.35	10.05
Sharpe Ratio	0.54	0.40	0.45
Tracking Error	1.38	-	2.02
Information Ratio	1.00	-	0.21
Up Capture Ratio	99.07	-	91.70
Down Capture Ratio	88.61	-	85.42

Portfolio Metrics

	Fund	Bmark	Cat
Price/Earnings Ratio	20.06	21.67	20.35
Price/Book Ratio	2.63	2.94	2.96
Avg Eff Duration	5.65	-	3.85

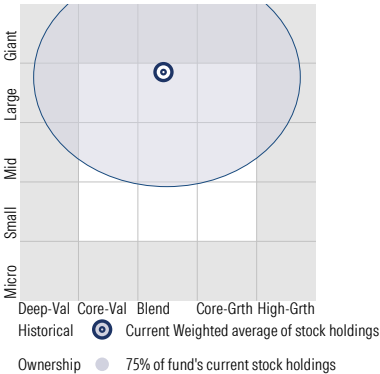
Vanguard Target Retirement 2025 Fund VTTVX

Morningstar Category
Target-Date 2025

Morningstar Index
Morningstar Lifetime Mod 2025 TR USD

Style Analysis as of 06-30-2025

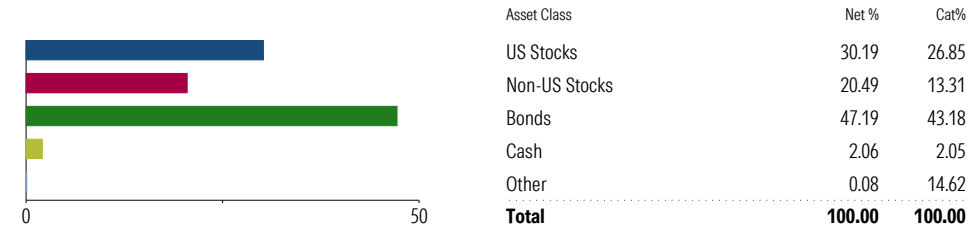
Morningstar Style Box™



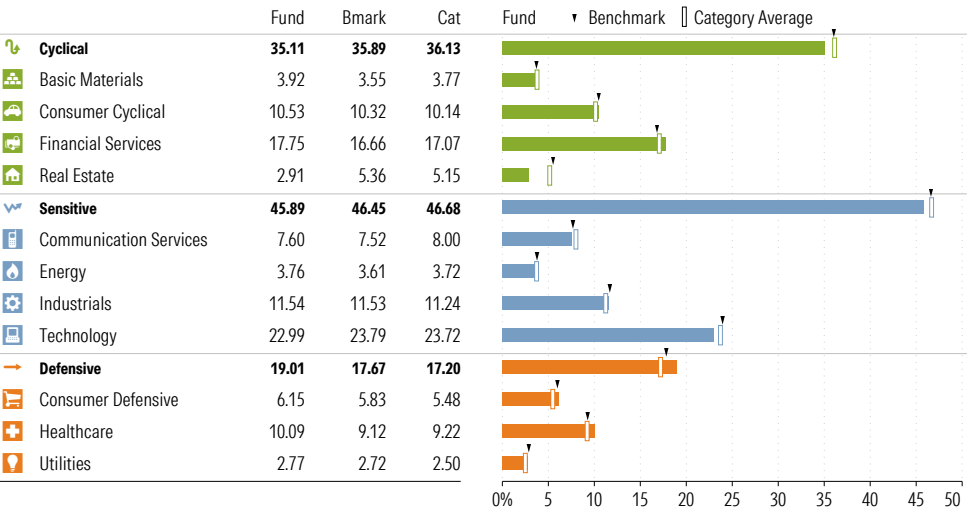
Style Breakdown



Asset Allocation as of 06-30-2025



Sector Weighting as of 06-30-2025



Top 7 Holdings as of 06-30-2025

Name	Maturity Date	% Net Asset	Cumulative %	YTD Return %	Morningstar Sector
⊖ Vanguard Total Stock Mkt Idx Instl Pls	-	30.41	30.41	-	-
⊕ Vanguard Total Bond Market II Idx Inv	-	28.40	58.81	-	-
⊖ Vanguard Total Intl Stock Index Inv	-	20.95	79.76	-	-
⊖ Vanguard Total Intl Bd II Idx Instl	-	12.54	92.30	-	-
⊖ Vanguard Shrt-Term Infl-Prot Sec Idx Adm	-	7.04	99.34	-	-
⊕ Mktliq 12/31/2049	-	0.66	100.00	-	-
⊕ Us Dollar	-	0.00	100.00	-	-

Total Holdings 7

⊕ Increase ⊖ Decrease ✱ New to Portfolio

Vanguard Target Retirement 2030 Fund VTHRX

Morningstar Category Target-Date 2030
Morningstar Index Morningstar Lifetime Mod 2030 TR USD

Portfolio Manager(s)

Walter Nejman since 02-2013
Aur lie Denis since 02-2023
Michael Roach since 02-2023
Roger Aliaga-Diaz since 02-2023

Quantitative Screens

- Performance: The fund has finished in the Target-Date 2030 category's top three quartiles in 10 of the 10 years it's been in existence.
- Management: The fund's management has been in place for 12.36 years.
- Style: The fund has landed in its primary style box — Large Blend — 100 % of the time over the past three years.
- Net Expense: The fund's expense ratio of 0.08 is 85.96% lower than the Target-Date 2030 category average.

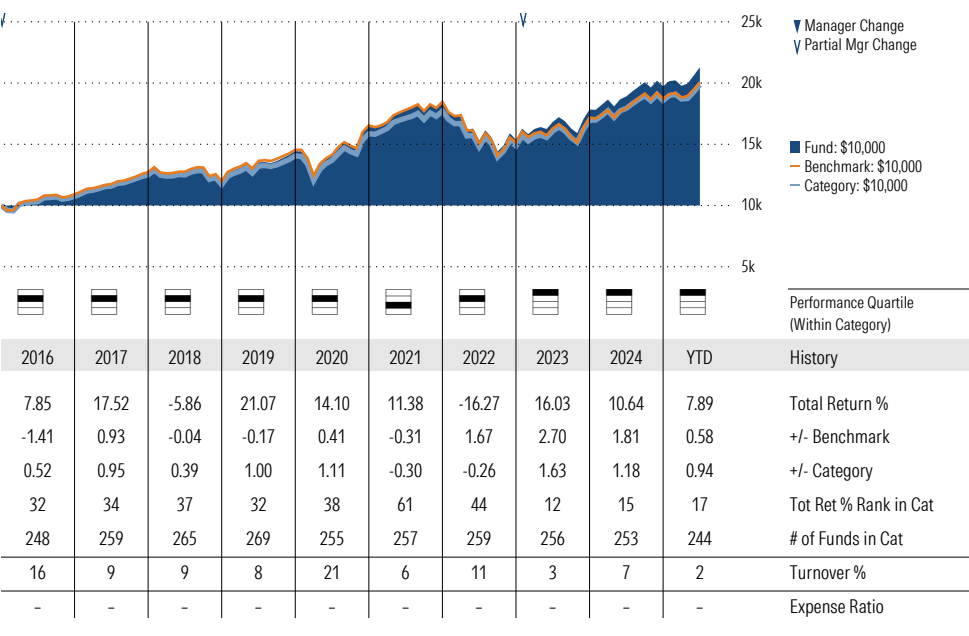
Morningstar Investment Management LLC Analysis

This fund passes all of Morningstar Investment Management's quantitative screens. Morningstar Investment Management has also assessed the fund from a qualitative perspective and, as a fiduciary, is comfortable recommending the fund's use in retirement plans.

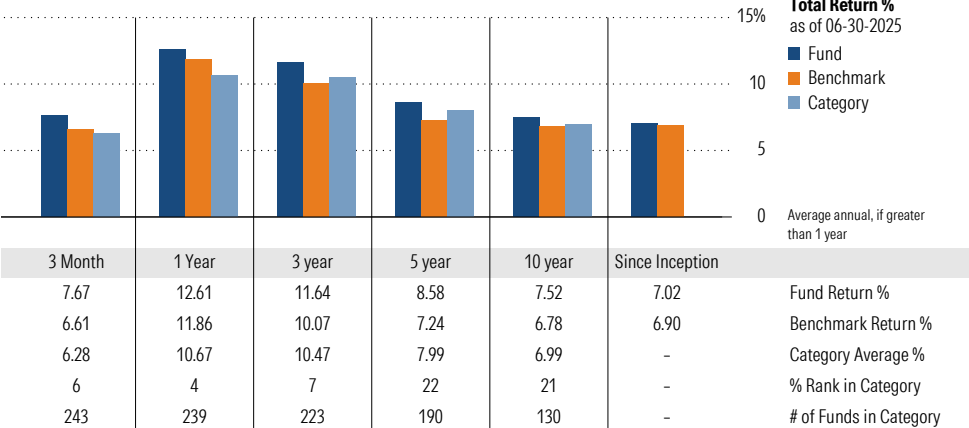
ESG Metrics

Metric	Rating	Updated
Sustainability Rating	3	05-31-2025
Carbon Risk Score	Low Risk	12-31-2022
ESG Commitment	1-Low	02-15-2022

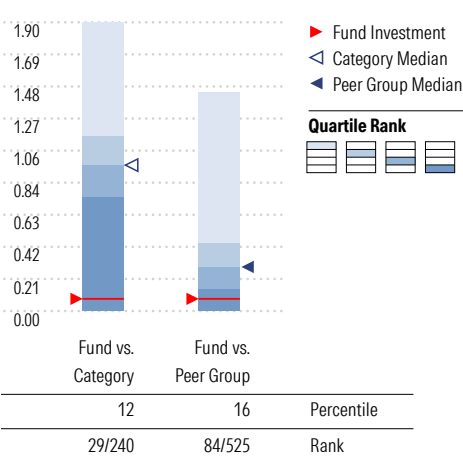
Growth of \$10,000



Trailing Performance



Net Expense



Peer group is a subset of the category and includes funds with the same management style (active vs. passive) and similar share class characteristics.

3-Year Risk Metrics

	Fund	Bmark	Cat
Alpha	1.93	-	1.14
Beta	0.95	-	0.91
R-Squared	98.91	-	98.24
Standard Deviation	11.54	12.15	11.16
Sharpe Ratio	0.60	0.46	0.52
Tracking Error	1.38	-	1.83
Information Ratio	1.14	-	0.31
Up Capture Ratio	100.87	-	94.81
Down Capture Ratio	91.00	-	88.93

Portfolio Metrics

	Fund	Bmark	Cat
Price/Earnings Ratio	20.06	21.51	20.98
Price/Book Ratio	2.63	2.89	3.02
Avg Eff Duration	6.17	-	4.59

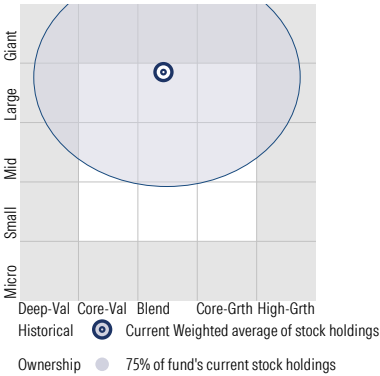
Vanguard Target Retirement 2030 Fund VTHR

Morningstar Category
Target-Date 2030

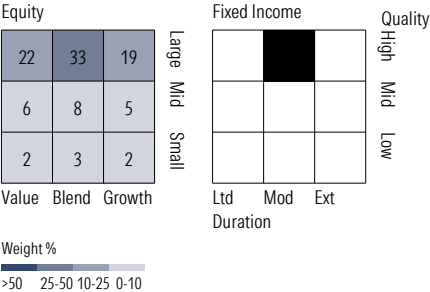
Morningstar Index
Morningstar Lifetime Mod 2030 TR USD

Style Analysis as of 06-30-2025

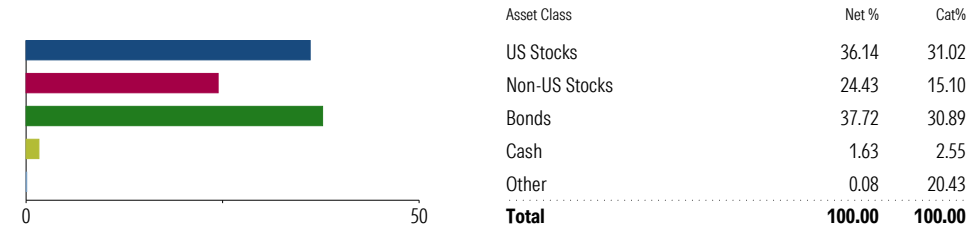
Morningstar Style Box™



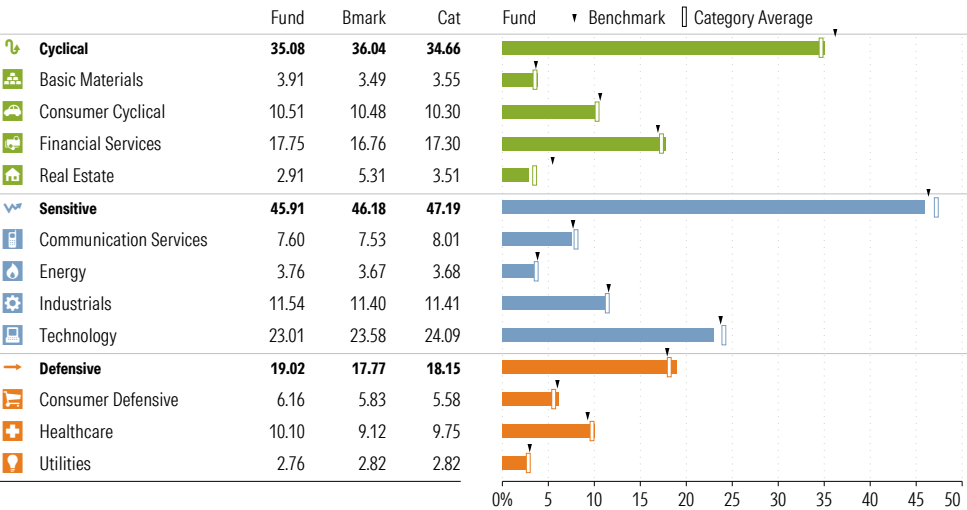
Style Breakdown



Asset Allocation as of 06-30-2025



Sector Weighting as of 06-30-2025



Top 6 Holdings as of 06-30-2025

Name	Maturity Date	% Net Asset	Cumulative %	YTD Return %	Morningstar Sector
⊖ Vanguard Total Stock Mkt Idx Instl Pls	-	36.41	36.41	-	-
⊕ Vanguard Total Bond Market II Idx Inv	-	26.44	62.84	-	-
⊖ Vanguard Total Intl Stock Index Inv	-	24.98	87.82	-	-
⊖ Vanguard Total Intl Bd II Idx Instl	-	11.52	99.34	-	-
⊕ Mktliq 12/31/2049	-	0.64	99.98	-	-
⊕ Us Dollar	-	0.02	100.00	-	-

Total Holdings 6

⊕ Increase ⊖ Decrease ✱ New to Portfolio

Vanguard Target Retirement 2035 Fund VTTHX

Morningstar Category
Target-Date 2035

Morningstar Index
Morningstar Lifetime Mod 2035 TR USD

Portfolio Manager(s)

Walter Nejman since 02-2013
Aur lie Denis since 02-2023
Michael Roach since 02-2023
Roger Aliaga-Diaz since 02-2023

Quantitative Screens

- Performance: The fund has finished in the Target-Date 2035 category's top three quartiles in 9 of the 10 years it's been in existence.
- Management: The fund's management has been in place for 12.36 years.
- Style: The fund has landed in its primary style box — Large Blend — 96.97 % of the time over the past three years.
- Net Expense: The fund's expense ratio of 0.08 is 85.96% lower than the Target-Date 2035 category average.

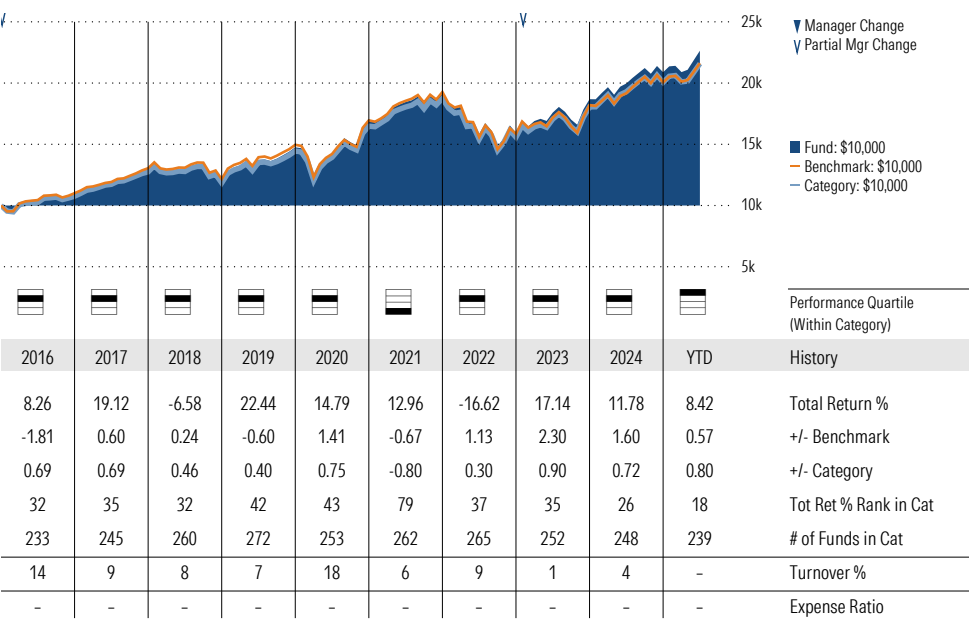
Morningstar Investment Management LLC Analysis

This fund passes all of Morningstar Investment Management's quantitative screens. Morningstar Investment Management has also assessed the fund from a qualitative perspective and, as a fiduciary, is comfortable recommending the fund's use in retirement plans.

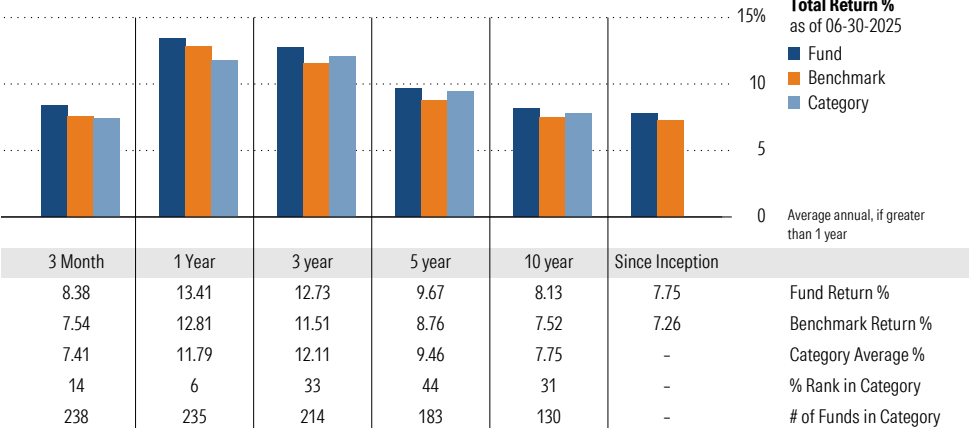
ESG Metrics

Metric	Rating	Updated
Sustainability Rating	3	05-31-2025
Carbon Risk Score	Low Risk	12-31-2022
ESG Commitment	1-Low	02-15-2022

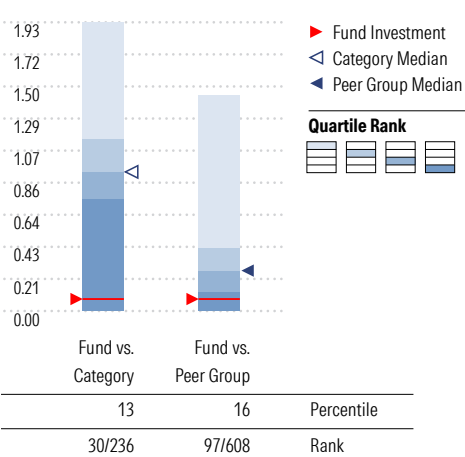
Growth of \$10,000



Trailing Performance



Net Expense



Peer group is a subset of the category and includes funds with the same management style (active vs. passive) and similar share class characteristics.

3-Year Risk Metrics

	Fund	Bmark	Cat
Alpha	1.72	-	1.13
Beta	0.94	-	0.94
R-Squared	98.98	-	98.11
Standard Deviation	12.24	12.96	12.32
Sharpe Ratio	0.65	0.54	0.60
Tracking Error	1.46	-	1.80
Information Ratio	0.83	-	0.38
Up Capture Ratio	98.98	-	97.43
Down Capture Ratio	90.64	-	91.91

Portfolio Metrics

	Fund	Bmark	Cat
Price/Earnings Ratio	20.06	21.34	21.68
Price/Book Ratio	2.63	2.85	3.01
Avg Eff Duration	6.17	-	5.56

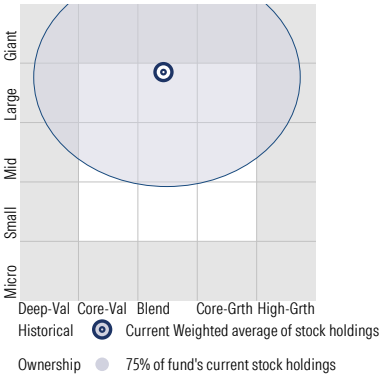
Vanguard Target Retirement 2035 Fund VTTHX

Morningstar Category
Target-Date 2035

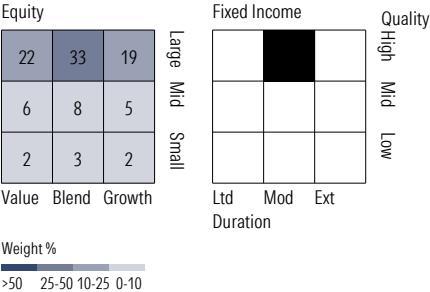
Morningstar Index
Morningstar Lifetime Mod 2035 TR USD

Style Analysis as of 06-30-2025

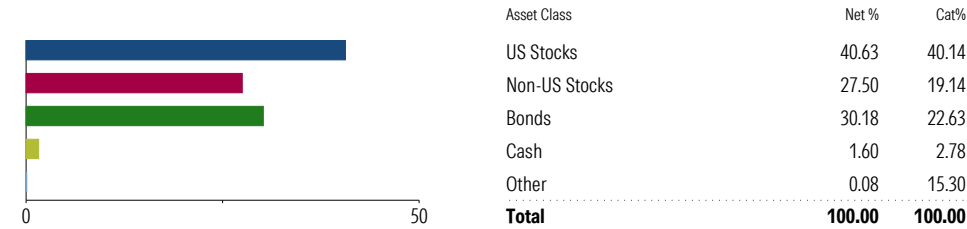
Morningstar Style Box™



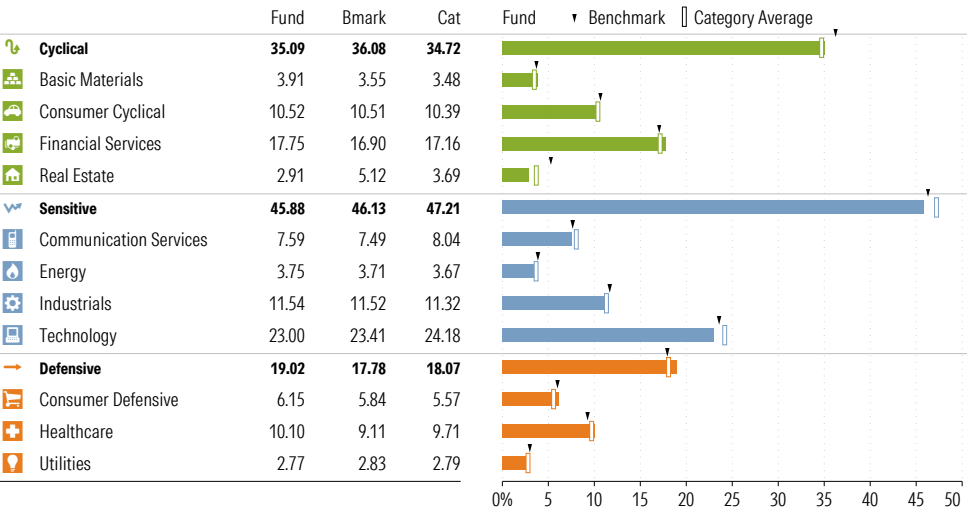
Style Breakdown



Asset Allocation as of 06-30-2025



Sector Weighting as of 06-30-2025



Top 6 Holdings as of 06-30-2025

Name	Maturity Date	% Net Asset	Cumulative %	YTD Return %	Morningstar Sector
⊖ Vanguard Total Stock Mkt Idx Instl Pls	-	40.93	40.93	-	-
⊕ Vanguard Total Intl Stock Index Inv	-	28.12	69.06	-	-
⊕ Vanguard Total Bond Market II Idx Inv	-	21.07	90.12	-	-
⊕ Vanguard Total Intl Bd II Idx Instl	-	9.30	99.42	-	-
⊕ Mktliq 12/31/2049	-	0.58	100.00	-	-
⊕ Us Dollar	-	0.00	100.01	-	-

Total Holdings 6

⊕ Increase ⊖ Decrease ✱ New to Portfolio

Vanguard Target Retirement 2040 Fund VFORX

Morningstar Category
Target-Date 2040

Morningstar Index
Morningstar Lifetime Mod 2040 TR USD

Portfolio Manager(s)

Walter Nejman since 02-2013
Aur lie Denis since 02-2023
Michael Roach since 02-2023
Roger Aliaga-Diaz since 02-2023

Quantitative Screens

- Performance: The fund has finished in the Target-Date 2040 category's top three quartiles in 9 of the 10 years it's been in existence.
- Management: The fund's management has been in place for 12.36 years.
- Style: The fund has landed in its primary style box — Large Blend — 96.97 % of the time over the past three years.
- Net Expense: The fund's expense ratio of 0.08 is 86.21% lower than the Target-Date 2040 category average.

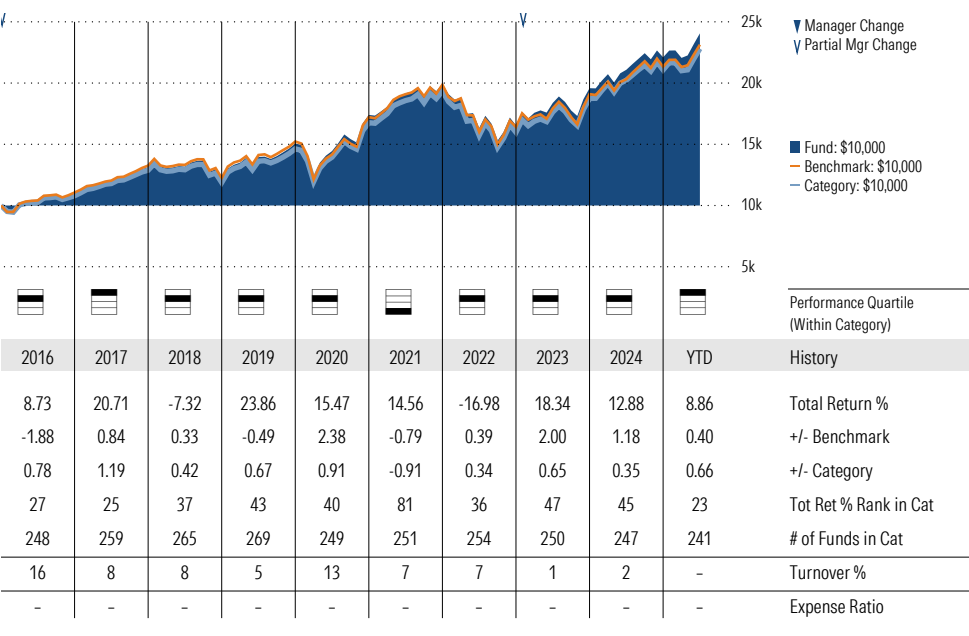
Morningstar Investment Management LLC Analysis

This fund passes all of Morningstar Investment Management's quantitative screens. Morningstar Investment Management has also assessed the fund from a qualitative perspective and, as a fiduciary, is comfortable recommending the fund's use in retirement plans.

ESG Metrics

Metric	Rating	Updated
Sustainability Rating	3	05-31-2025
Carbon Risk Score	Low Risk	12-31-2022
ESG Commitment	1-Low	02-15-2022

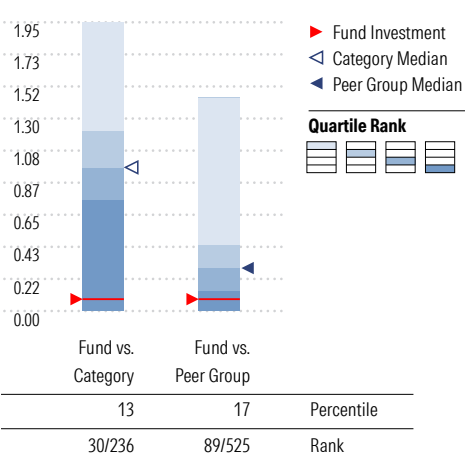
Growth of \$10,000



Trailing Performance



Net Expense



Peer group is a subset of the category and includes funds with the same management style (active vs. passive) and similar share class characteristics.

3-Year Risk Metrics

	Fund	Bmark	Cat
Alpha	1.38	-	0.92
Beta	0.94	-	0.96
R-Squared	98.99	-	98.10
Standard Deviation	12.93	13.71	13.32
Sharpe Ratio	0.70	0.62	0.67
Tracking Error	1.55	-	1.88
Information Ratio	0.48	-	0.30
Up Capture Ratio	97.63	-	98.60
Down Capture Ratio	91.33	-	94.32

Portfolio Metrics

	Fund	Bmark	Cat
Price/Earnings Ratio	20.06	21.16	21.57
Price/Book Ratio	2.63	2.82	2.97
Avg Eff Duration	6.18	-	6.14

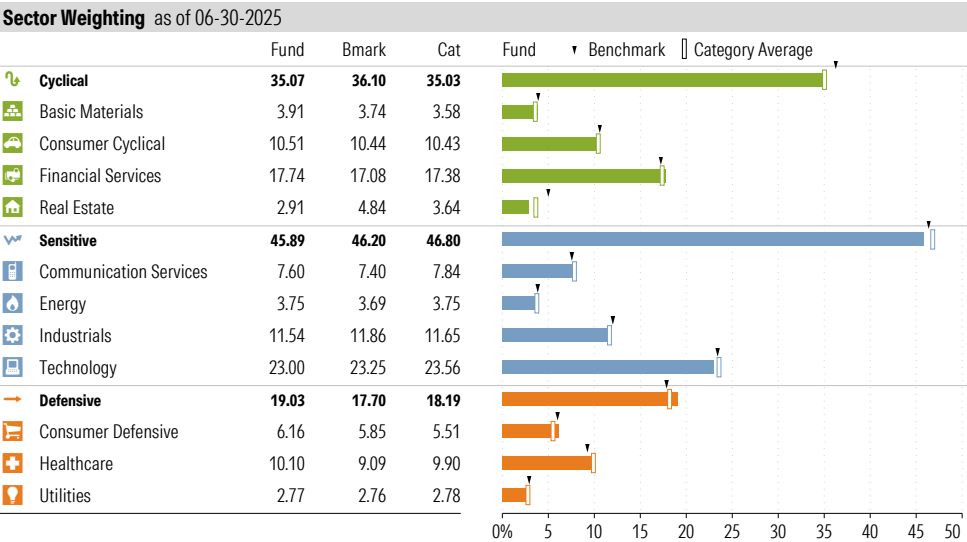
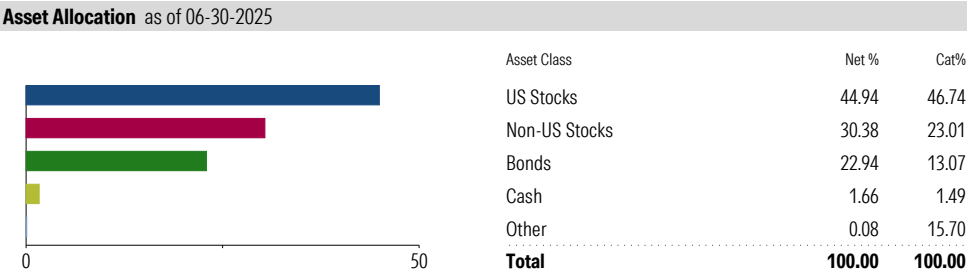
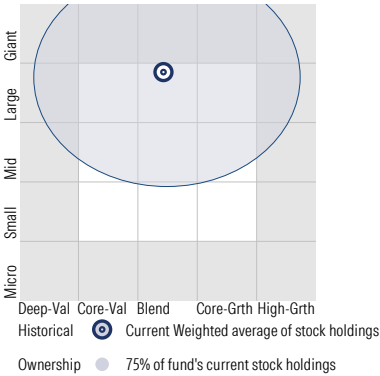
Vanguard Target Retirement 2040 Fund VFORX

Morningstar Category
Target-Date 2040

Morningstar Index
Morningstar Lifetime Mod 2040 TR USD

Style Analysis as of 06-30-2025

Morningstar Style Box™



Top 6 Holdings as of 06-30-2025						
Name	Maturity Date	% Net Asset	Cumulative %	YTD Return %	Morningstar Sector	
⊕ Vanguard Total Stock Mkt Idx Instl Pls	-	45.27	45.27	-	-	
⊕ Vanguard Total Intl Stock Index Inv	-	31.07	76.34	-	-	
⊕ Vanguard Total Bond Market II Idx Inv	-	15.92	92.26	-	-	
⊕ Vanguard Total Intl Bd II Idx Instl	-	7.16	99.42	-	-	
⊕ Mktliq 12/31/2049	-	0.56	99.99	-	-	
⊕ Us Dollar	-	0.01	100.00	-	-	

Total Holdings 6

⊕ Increase ⊖ Decrease ✱ New to Portfolio

Vanguard Target Retirement 2045 Fund VTIVX

Morningstar Category
Target-Date 2045

Morningstar Index
Morningstar Lifetime Mod 2045 TR USD

Portfolio Manager(s)

Walter Nejman since 02-2013
Aur lie Denis since 02-2023
Michael Roach since 02-2023
Roger Aliaga-Diaz since 02-2023

Quantitative Screens

- Performance: The fund has finished in the Target-Date 2045 category's top three quartiles in 10 of the 10 years it's been in existence.
- Management: The fund's management has been in place for 12.36 years.
- Style: The fund has landed in its primary style box — Large Blend — 96.97 % of the time over the past three years.
- Net Expense: The fund's expense ratio of 0.08 is 86.21% lower than the Target-Date 2045 category average.

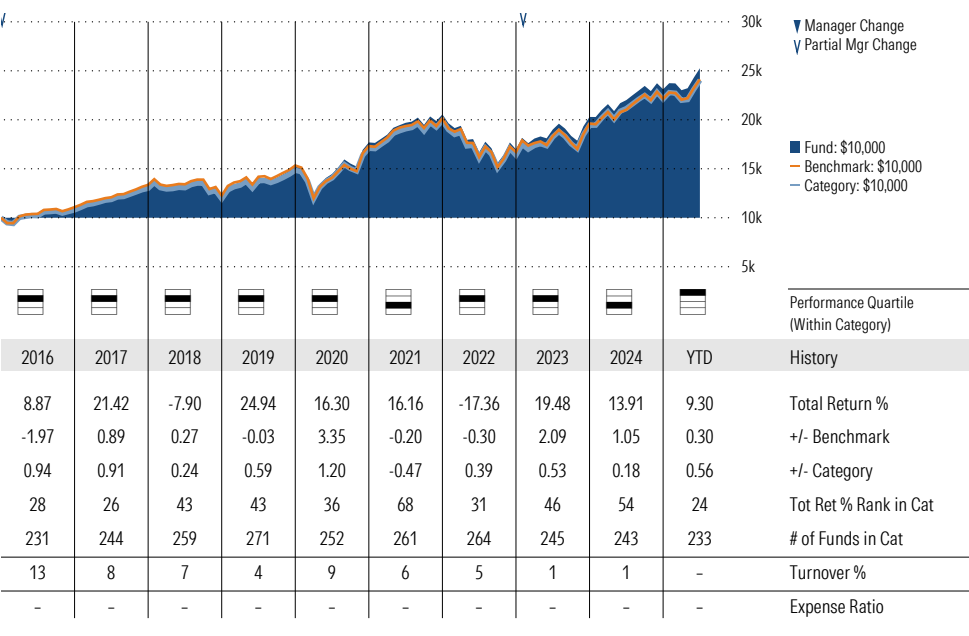
Morningstar Investment Management LLC Analysis

This fund passes all of Morningstar Investment Management's quantitative screens. Morningstar Investment Management has also assessed the fund from a qualitative perspective and, as a fiduciary, is comfortable recommending the fund's use in retirement plans.

ESG Metrics

Metric	Rating	Updated
Sustainability Rating	3	05-31-2025
Carbon Risk Score	Low Risk	12-31-2022
ESG Commitment	1-Low	02-15-2022

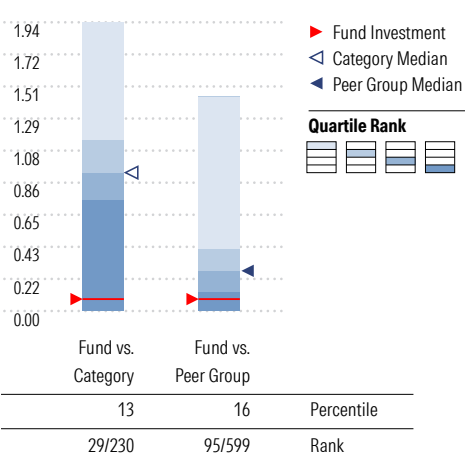
Growth of \$10,000



Trailing Performance



Net Expense



Peer group is a subset of the category and includes funds with the same management style (active vs. passive) and similar share class characteristics.

3-Year Risk Metrics

	Fund	Bmark	Cat
Alpha	1.18	-	0.70
Beta	0.95	-	0.97
R-Squared	98.94	-	98.10
Standard Deviation	13.65	14.28	13.99
Sharpe Ratio	0.74	0.67	0.70
Tracking Error	1.57	-	1.94
Information Ratio	0.41	-	0.19
Up Capture Ratio	98.05	-	98.96
Down Capture Ratio	92.78	-	95.99

Portfolio Metrics

	Fund	Bmark	Cat
Price/Earnings Ratio	20.01	21.00	21.39
Price/Book Ratio	2.61	2.78	2.91
Avg Eff Duration	6.17	-	6.84

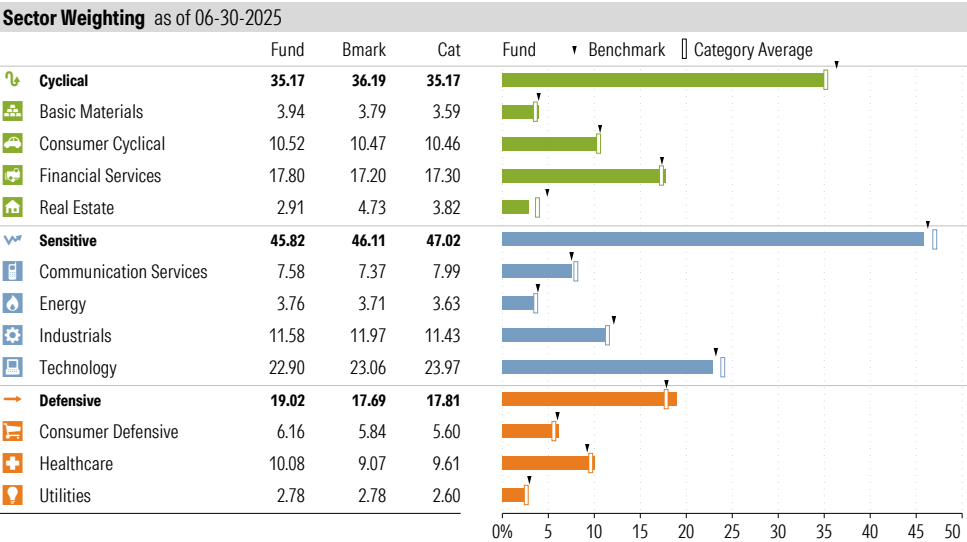
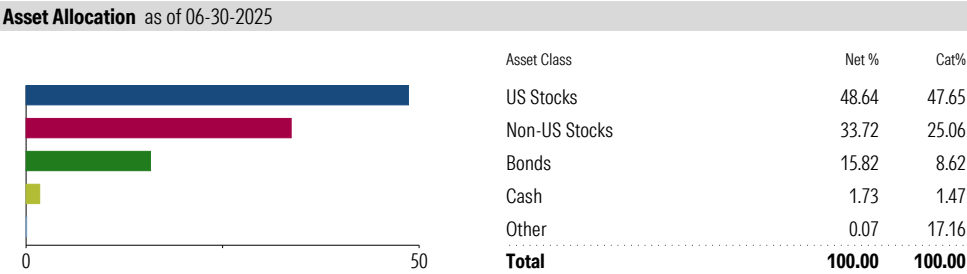
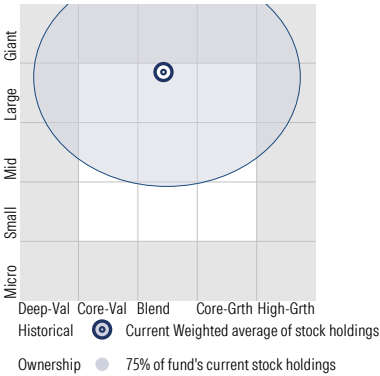
Vanguard Target Retirement 2045 Fund VTIVX

Morningstar Category
Target-Date 2045

Morningstar Index
Morningstar Lifetime Mod 2045 TR USD

Style Analysis as of 06-30-2025

Morningstar Style Box™



Top 6 Holdings as of 06-30-2025					
Name	Maturity Date	% Net Asset	Cumulative %	YTD Return %	Morningstar Sector
⊕ Vanguard Total Stock Mkt Idx Instl Pls	-	48.99	48.99	-	-
⊕ Vanguard Total Intl Stock Index Inv	-	34.49	83.48	-	-
⊕ Vanguard Total Bond Market II Idx Inv	-	11.05	94.53	-	-
⊕ Vanguard Total Intl Bd II Idx Instl	-	4.88	99.41	-	-
⊕ Mktliq 12/31/2049	-	0.59	100.00	-	-
⊕ Us Dollar	-	0.00	100.00	-	-

Total Holdings 6

⊕ Increase ⊖ Decrease ✱ New to Portfolio

Vanguard Target Retirement 2050 Fund VFIFX

Morningstar Category Target-Date 2050
Morningstar Index Morningstar Lifetime Mod 2050 TR USD

Portfolio Manager(s)

Walter Nejman since 02-2013
Aur lie Denis since 02-2023
Michael Roach since 02-2023
Roger Aliaga-Diaz since 02-2023

Quantitative Screens

- Performance: The fund has finished in the Target-Date 2050 category's top three quartiles in 10 of the 10 years it's been in existence.
- Management: The fund's management has been in place for 12.36 years.
- Style: The fund has landed in its primary style box — Large Blend — 100 % of the time over the past three years.
- Net Expense: The fund's expense ratio of 0.08 is 86.21% lower than the Target-Date 2050 category average.

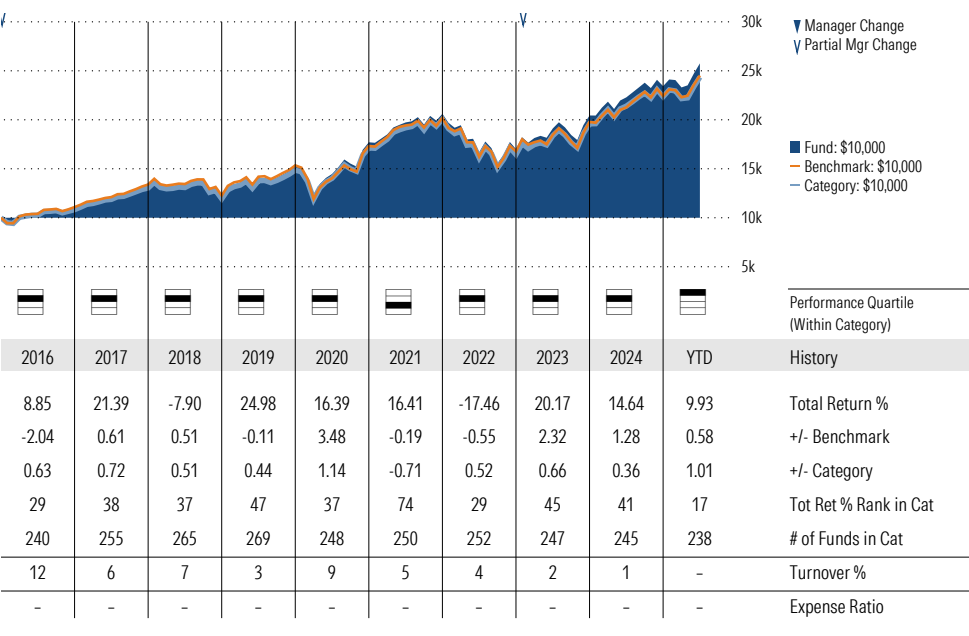
Morningstar Investment Management LLC Analysis

This fund passes all of Morningstar Investment Management's quantitative screens. Morningstar Investment Management has also assessed the fund from a qualitative perspective and, as a fiduciary, is comfortable recommending the fund's use in retirement plans.

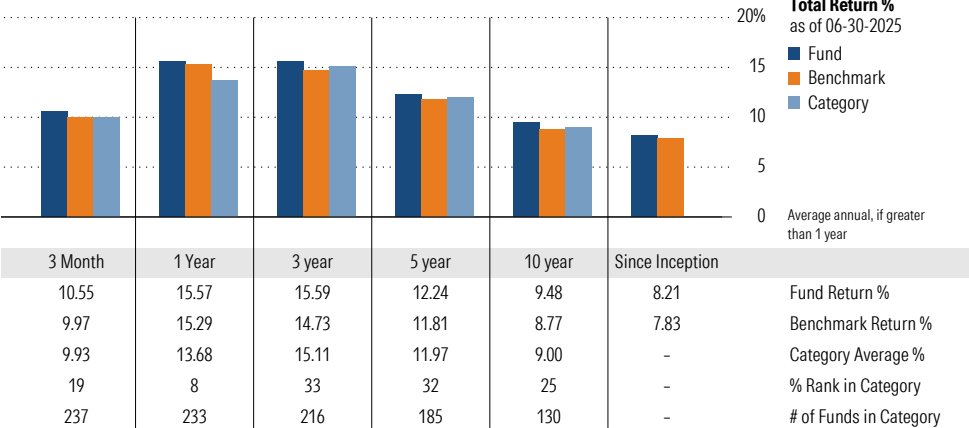
ESG Metrics

Metric	Rating	Updated
Sustainability Rating	3	05-31-2025
Carbon Risk Score	Low Risk	12-31-2022
ESG Commitment	1-Low	02-15-2022

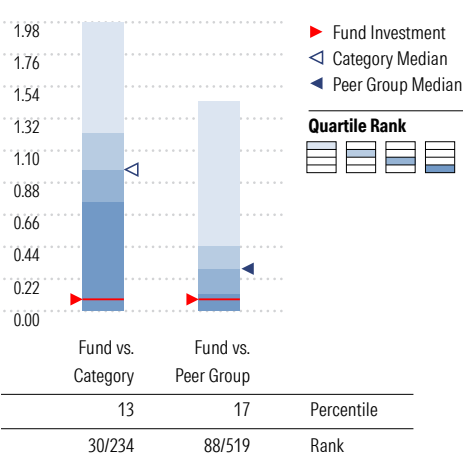
Growth of \$10,000



Trailing Performance



Net Expense



Peer group is a subset of the category and includes funds with the same management style (active vs. passive) and similar share class characteristics.

3-Year Risk Metrics

	Fund	Bmark	Cat
Alpha	1.24	-	0.64
Beta	0.96	-	0.98
R-Squared	98.89	-	98.03
Standard Deviation	14.10	14.56	14.40
Sharpe Ratio	0.76	0.69	0.72
Tracking Error	1.58	-	2.00
Information Ratio	0.54	-	0.19
Up Capture Ratio	99.43	-	99.61
Down Capture Ratio	94.16	-	97.03

Portfolio Metrics

	Fund	Bmark	Cat
Price/Earnings Ratio	20.02	20.86	21.24
Price/Book Ratio	2.62	2.74	2.91
Avg Eff Duration	6.18	-	8.40

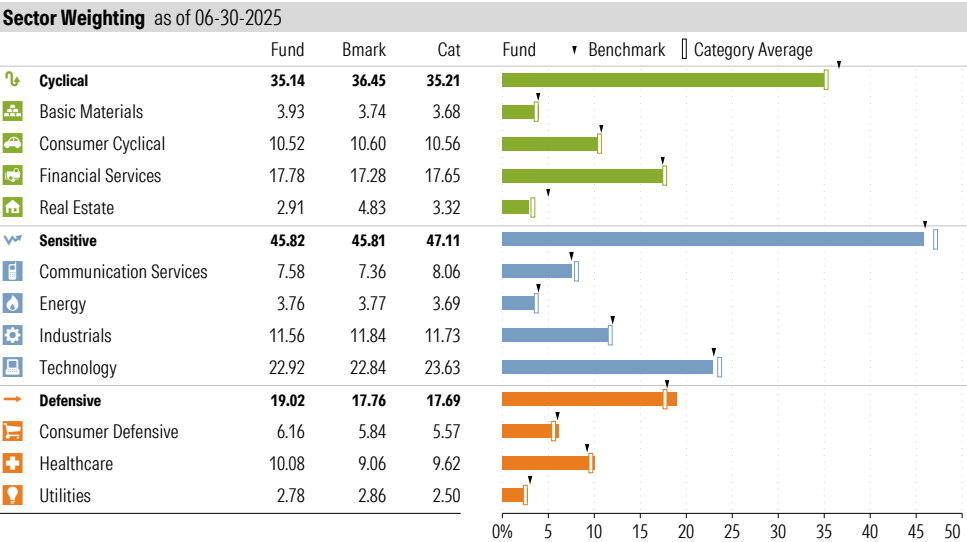
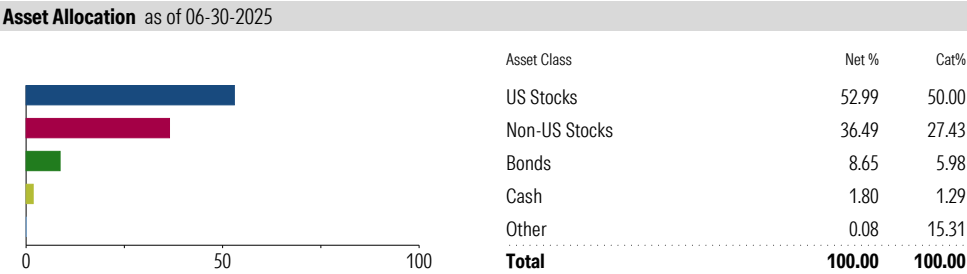
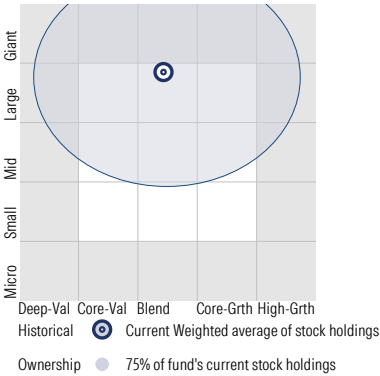
Vanguard Target Retirement 2050 Fund VFIFX

Morningstar Category
Target-Date 2050

Morningstar Index
Morningstar Lifetime Mod 2050 TR USD

Style Analysis as of 06-30-2025

Morningstar Style Box™



Top 6 Holdings as of 06-30-2025

Name	Maturity Date	% Net Asset	Cumulative %	YTD Return %	Morningstar Sector
⊕ Vanguard Total Stock Mkt Idx Instl Pls	-	53.38	53.38	-	-
⊕ Vanguard Total Intl Stock Index Inv	-	37.32	90.69	-	-
⊕ Vanguard Total Bond Market II Idx Inv	-	5.99	96.68	-	-
⊖ Vanguard Total Intl Bd II Idx Instl	-	2.71	99.39	-	-
⊕ Mktliq 12/31/2049	-	0.58	99.98	-	-
⊕ Us Dollar	-	0.02	100.00	-	-

Total Holdings 6

⊕ Increase ⊖ Decrease ✱ New to Portfolio

Vanguard Target Retirement 2055 Fund VFFVX

Morningstar Category
Target-Date 2055

Morningstar Index
Morningstar Lifetime Mod 2055 TR USD

Portfolio Manager(s)

Walter Nejman since 02-2013
Aur lie Denis since 02-2023
Michael Roach since 02-2023
Roger Aliaga-Diaz since 02-2023

Quantitative Screens

- Performance: The fund has finished in the Target-Date 2055 category's top three quartiles in 9 of the 10 years it's been in existence.
- Management: The fund's management has been in place for 12.36 years.
- Style: The fund has landed in its primary style box — Large Blend — 100 % of the time over the past three years.
- Net Expense: The fund's expense ratio of 0.08 is 86.44% lower than the Target-Date 2055 category average.

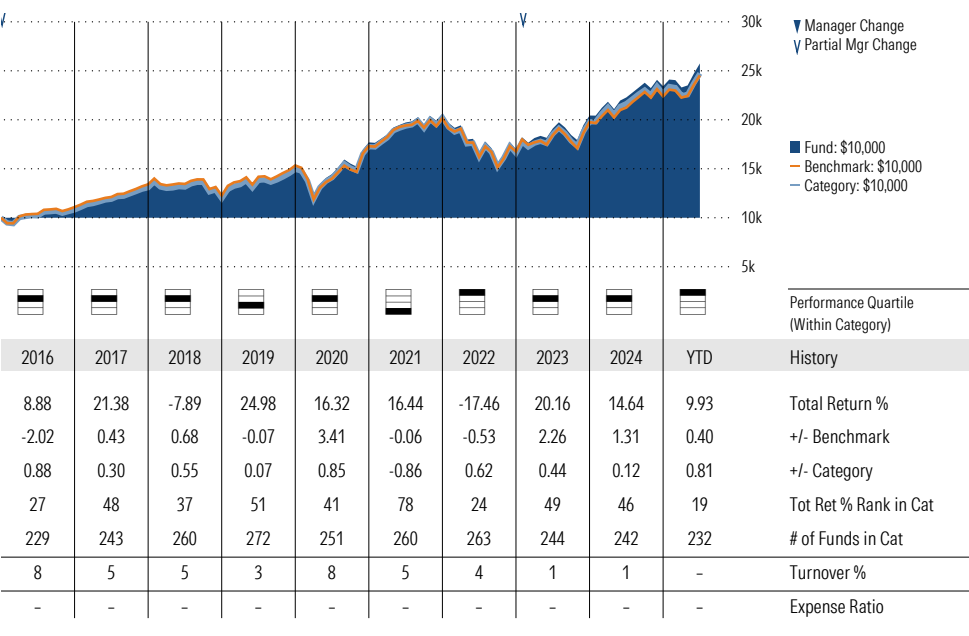
Morningstar Investment Management LLC Analysis

This fund passes all of Morningstar Investment Management's quantitative screens. Morningstar Investment Management has also assessed the fund from a qualitative perspective and, as a fiduciary, is comfortable recommending the fund's use in retirement plans.

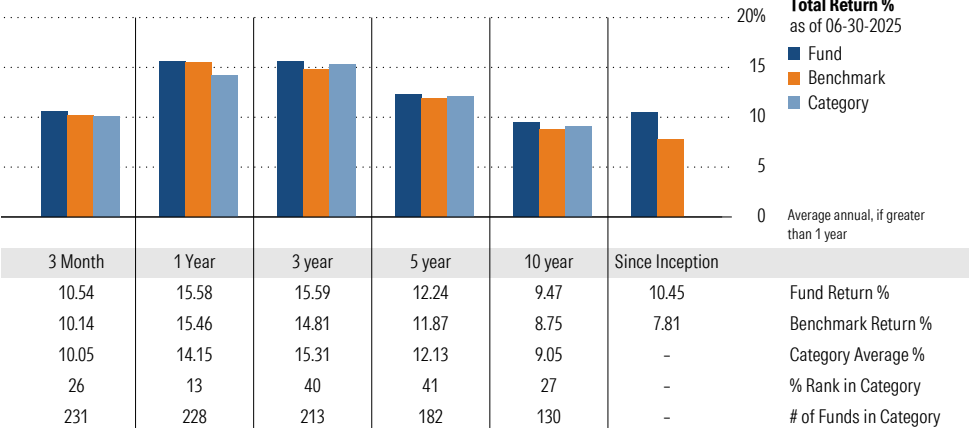
ESG Metrics

Metric	Rating	Updated
Sustainability Rating	3	05-31-2025
Carbon Risk Score	Low Risk	12-31-2022
ESG Commitment	1-Low	02-15-2022

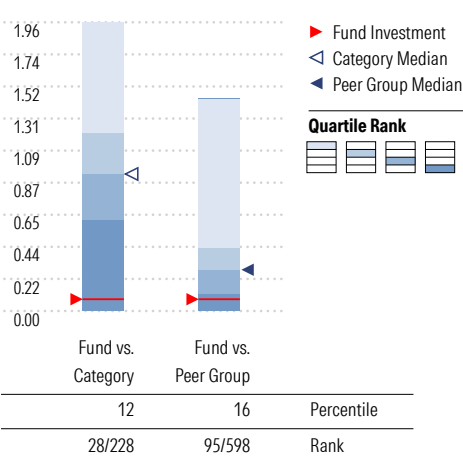
Growth of \$10,000



Trailing Performance



Net Expense



Peer group is a subset of the category and includes funds with the same management style (active vs. passive) and similar share class characteristics.

3-Year Risk Metrics

	Fund	Bmark	Cat
Alpha	1.25	-	0.75
Beta	0.96	-	0.98
R-Squared	98.87	-	97.99
Standard Deviation	14.11	14.65	14.55
Sharpe Ratio	0.76	0.69	0.73
Tracking Error	1.63	-	2.05
Information Ratio	0.48	-	0.25
Up Capture Ratio	98.88	-	100.26
Down Capture Ratio	93.59	-	97.25

Portfolio Metrics

	Fund	Bmark	Cat
Price/Earnings Ratio	20.02	20.72	21.32
Price/Book Ratio	2.62	2.70	2.91
Avg Eff Duration	6.18	-	8.96

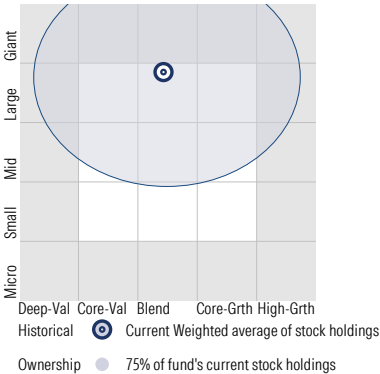
Vanguard Target Retirement 2055 Fund VFFVX

Morningstar Category
Target-Date 2055

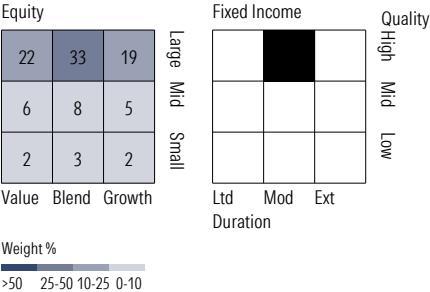
Morningstar Index
Morningstar Lifetime Mod 2055 TR USD

Style Analysis as of 06-30-2025

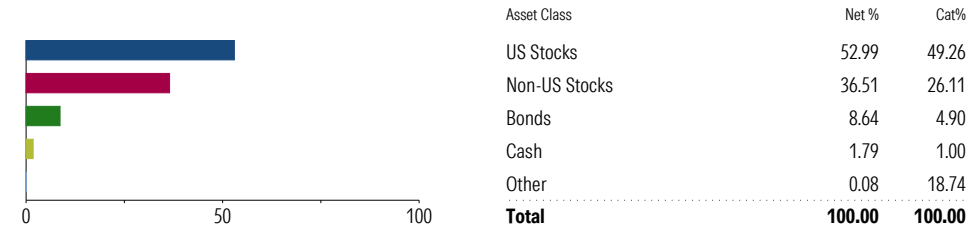
Morningstar Style Box™



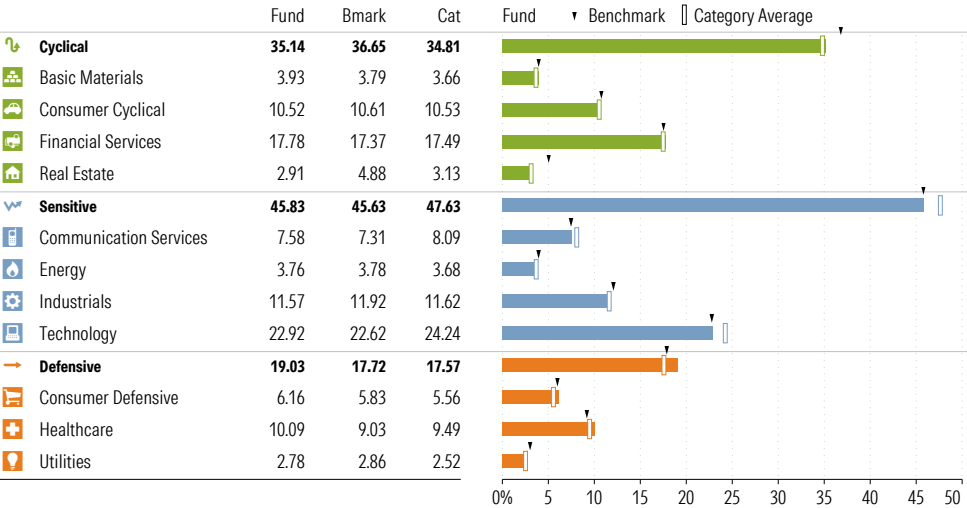
Style Breakdown



Asset Allocation as of 06-30-2025



Sector Weighting as of 06-30-2025



Top 6 Holdings as of 06-30-2025

Name	Maturity Date	% Net Asset	Cumulative %	YTD Return %	Morningstar Sector
⊕ Vanguard Total Stock Mkt Idx Instl Pls	-	53.38	53.38	-	-
⊕ Vanguard Total Intl Stock Index Inv	-	37.33	90.71	-	-
⊕ Vanguard Total Bond Market II Idx Inv	-	5.96	96.67	-	-
⊖ Vanguard Total Intl Bd II Idx Instl	-	2.74	99.41	-	-
⊕ Mktliq 12/31/2049	-	0.58	99.99	-	-
⊕ Us Dollar	-	0.01	100.00	-	-

Total Holdings 6

⊕ Increase ⊖ Decrease ✱ New to Portfolio

Vanguard Target Retirement 2060 Fund VTTSX

Morningstar Category
Target-Date 2060

Morningstar Index
Morningstar Mod Tgt Risk TR USD

Portfolio Manager(s)

Walter Nejman since 02-2013
Aur lie Denis since 02-2023
Michael Roach since 02-2023
Roger Aliaga-Diaz since 02-2023

Quantitative Screens

- Performance: The fund has finished in the Target-Date 2060 category's top three quartiles in 9 of the 10 years it's been in existence.
- Management: The fund's management has been in place for 12.36 years.
- Style: The fund has landed in its primary style box — Large Blend — 100 % of the time over the past three years.
- Net Expense: The fund's expense ratio of 0.08 is 86.44% lower than the Target-Date 2060 category average.

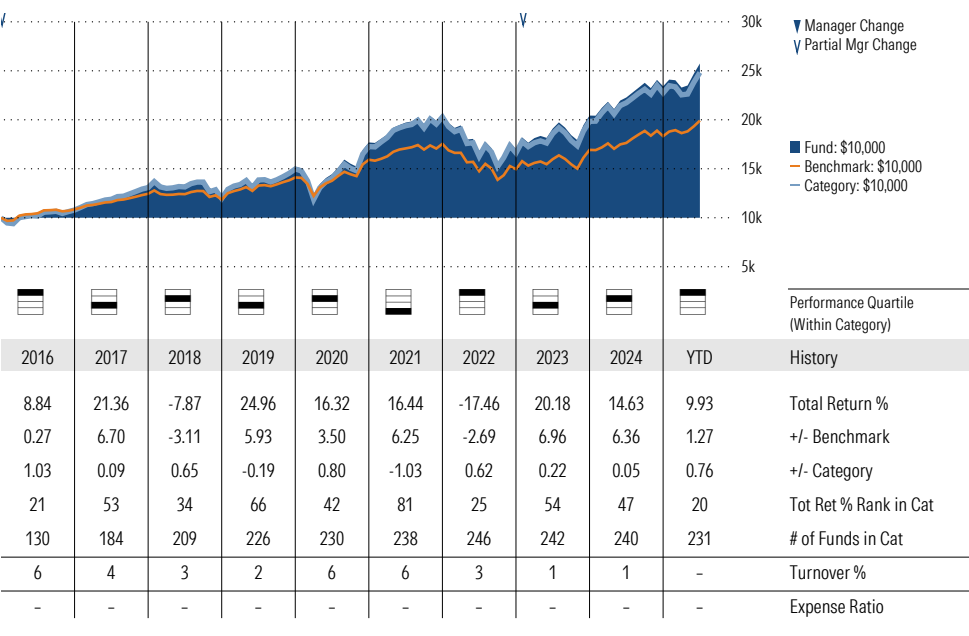
Morningstar Investment Management LLC Analysis

This fund passes all of Morningstar Investment Management's quantitative screens. Morningstar Investment Management has also assessed the fund from a qualitative perspective and, as a fiduciary, is comfortable recommending the fund's use in retirement plans.

ESG Metrics

Metric	Rating	Updated
Sustainability Rating	3	05-31-2025
Carbon Risk Score	Low Risk	12-31-2022
ESG Commitment	1-Low	02-15-2022

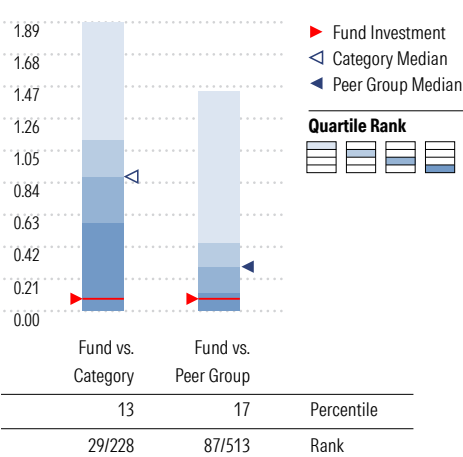
Growth of \$10,000



Trailing Performance



Net Expense



Peer group is a subset of the category and includes funds with the same management style (active vs. passive) and similar share class characteristics.

3-Year Risk Metrics

	Fund	Bmark	Cat
Alpha	2.63	-	2.25
Beta	1.21	-	1.24
R-Squared	96.23	-	94.40
Standard Deviation	14.10	11.45	14.62
Sharpe Ratio	0.76	0.52	0.74
Tracking Error	3.63	-	4.42
Information Ratio	1.39	-	1.12
Up Capture Ratio	129.17	-	131.21
Down Capture Ratio	115.35	-	119.62

Portfolio Metrics

	Fund	Bmark	Cat
Price/Earnings Ratio	20.02	20.19	21.30
Price/Book Ratio	2.62	2.52	2.92
Avg Eff Duration	6.18	-	7.28

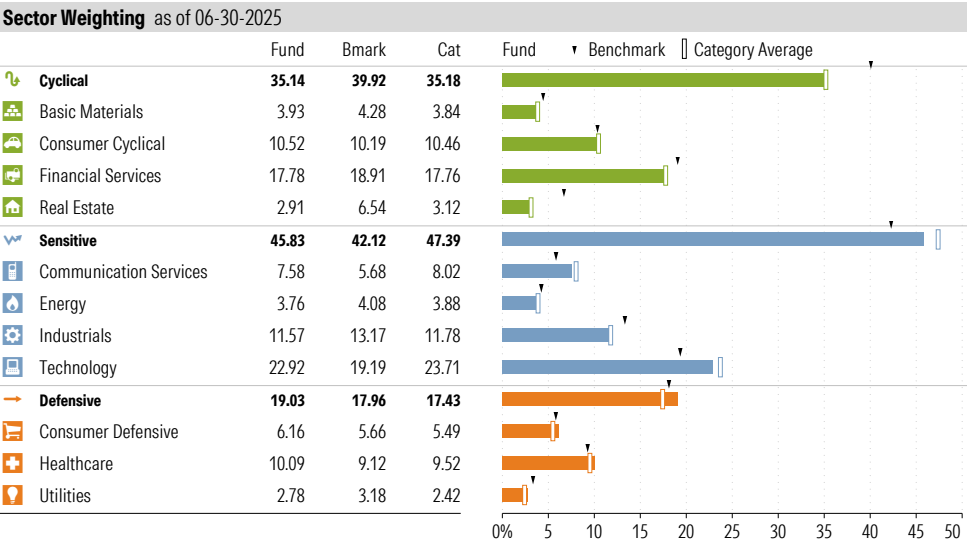
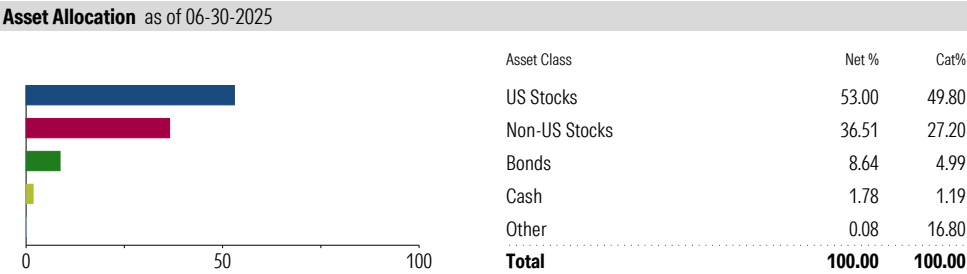
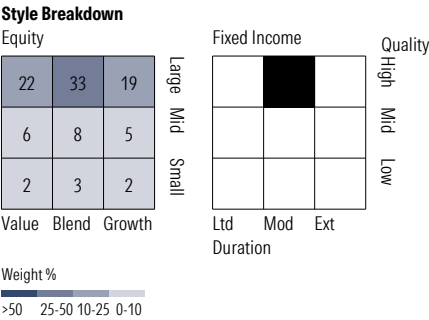
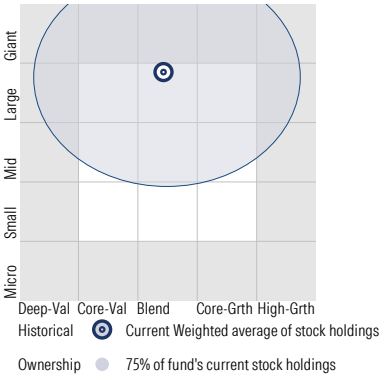
Vanguard Target Retirement 2060 Fund VTTSX

Morningstar Category
Target-Date 2060

Morningstar Index
Morningstar Mod Tgt Risk TR USD

Style Analysis as of 06-30-2025

Morningstar Style Box™



Top 6 Holdings as of 06-30-2025

Name	Maturity Date	% Net Asset	Cumulative %	YTD Return %	Morningstar Sector
⊕ Vanguard Total Stock Mkt Idx Instl Pls	-	53.38	53.38	-	-
⊕ Vanguard Total Intl Stock Index Inv	-	37.33	90.71	-	-
⊕ Vanguard Total Bond Market II Idx Inv	-	5.97	96.68	-	-
⊕ Vanguard Total Intl Bd II Idx Instl	-	2.74	99.42	-	-
⊕ Mktliq 12/31/2049	-	0.57	99.99	-	-
⊕ Us Dollar	-	0.01	100.00	-	-

Total Holdings 6

⊕ Increase ⊖ Decrease ✱ New to Portfolio

Vanguard Target Retirement 2065 Fund VLXVX

Morningstar Category
Target-Date 2065+
Morningstar Index
Morningstar Mod Tgt Risk TR USD

Portfolio Manager(s)

Walter Nejman since 07-2017
Aur lie Denis since 02-2023
Michael Roach since 02-2023
Roger Aliaga-Diaz since 02-2023

Quantitative Screens

- Performance: The fund has finished in the Target-Date 2065+ category's top three quartiles in 5 of the 7 years it's been in existence.
- Management: The fund's management has been in place for 7.97 years.
- Style: The fund has landed in its primary style box — Large Blend — 100 % of the time over the past three years.
- Net Expense: The fund's expense ratio of 0.08 is 85.96% lower than the Target-Date 2065+ category average.

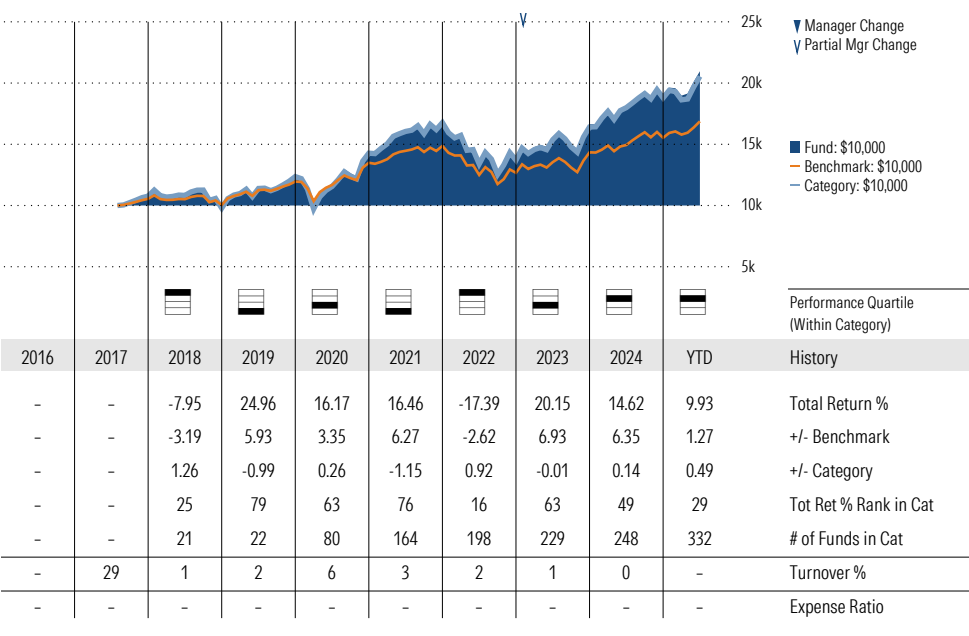
Morningstar Investment Management LLC Analysis

This fund passes all of Morningstar Investment Management's quantitative screens. Morningstar Investment Management has also assessed the fund from a qualitative perspective and, as a fiduciary, is comfortable recommending the fund's use in retirement plans.

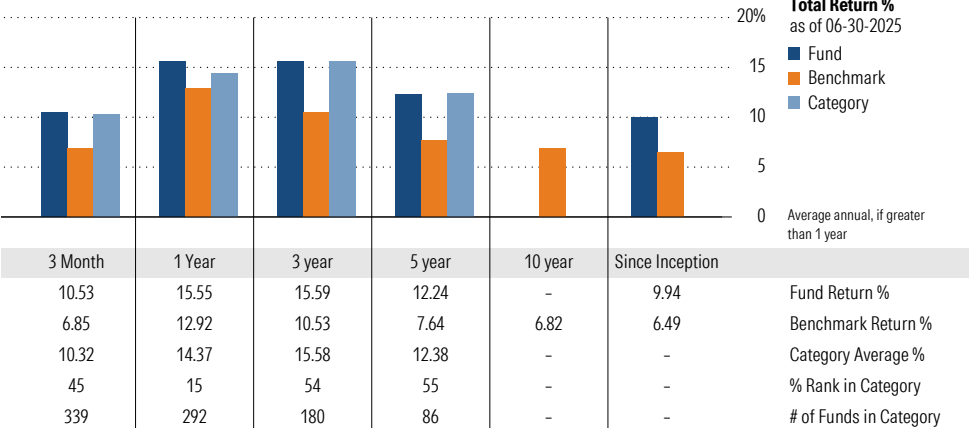
ESG Metrics

Metric	Rating	Updated
Sustainability Rating	3	05-31-2025
Carbon Risk Score	Low Risk	12-31-2022
ESG Commitment	1-Low	02-15-2022

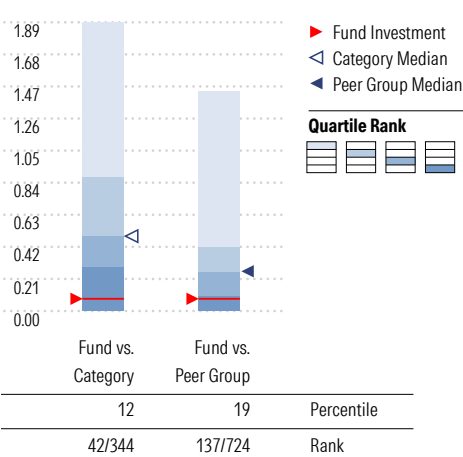
Growth of \$10,000



Trailing Performance



Net Expense



Peer group is a subset of the category and includes funds with the same management style (active vs. passive) and similar share class characteristics.

3-Year Risk Metrics

	Fund	Bmark	Cat
Alpha	2.64	-	2.71
Beta	1.21	-	1.24
R-Squared	96.26	-	93.78
Standard Deviation	14.09	11.45	15.09
Sharpe Ratio	0.76	0.52	0.74
Tracking Error	3.61	-	4.95
Information Ratio	1.40	-	1.14
Up Capture Ratio	129.09	-	132.11
Down Capture Ratio	115.19	-	118.62

Portfolio Metrics

	Fund	Bmark	Cat
Price/Earnings Ratio	20.02	20.19	21.45
Price/Book Ratio	2.62	2.52	2.79
Avg Eff Duration	6.18	-	8.29

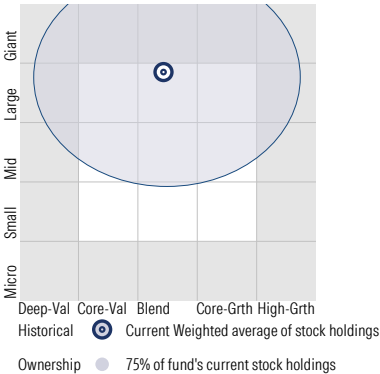
Vanguard Target Retirement 2065 Fund VLXVX

Morningstar Category
Target-Date 2065+

Morningstar Index
Morningstar Mod Tgt Risk TR USD

Style Analysis as of 06-30-2025

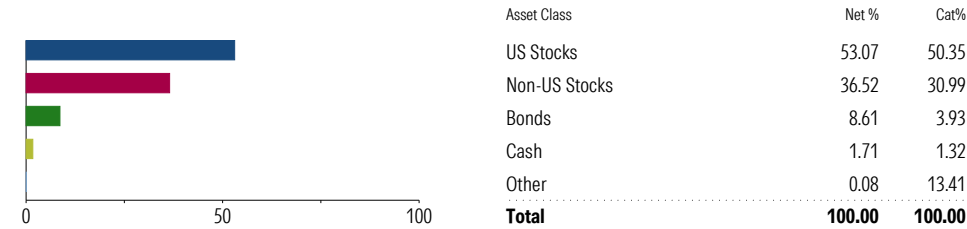
Morningstar Style Box™



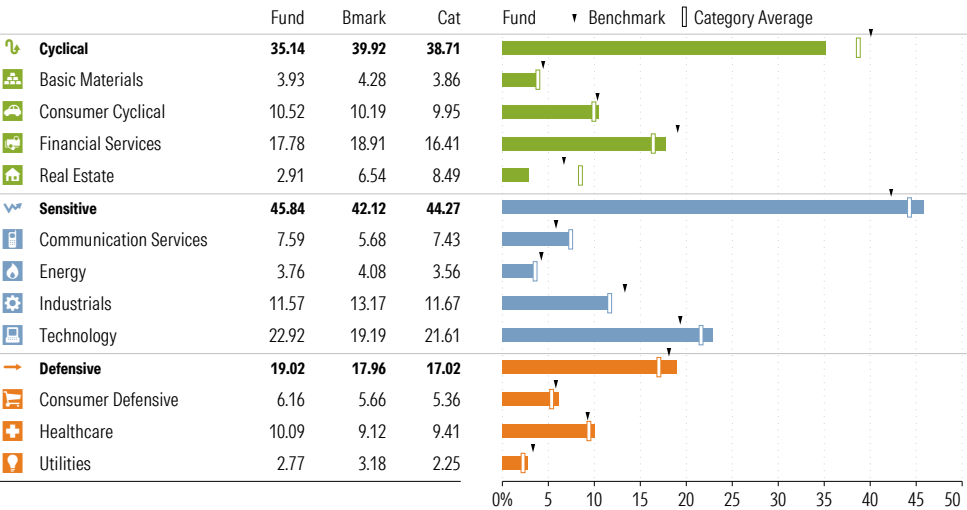
Style Breakdown



Asset Allocation as of 06-30-2025



Sector Weighting as of 06-30-2025



Top 6 Holdings as of 06-30-2025

Name	Maturity Date	% Net Asset	Cumulative %	YTD Return %	Morningstar Sector
⊕ Vanguard Total Stock Mkt Idx Instl Pls	-	53.46	53.46	-	-
⊕ Vanguard Total Intl Stock Index Inv	-	37.35	90.81	-	-
⊕ Vanguard Total Bond Market II Idx Inv	-	5.97	96.78	-	-
⊕ Vanguard Total Intl Bd II Idx Instl	-	2.70	99.48	-	-
⊕ Mktliq 12/31/2049	-	0.52	100.00	-	-
⊕ Us Dollar	-	0.00	100.00	-	-

Total Holdings 6

⊕ Increase ⊖ Decrease ✱ New to Portfolio

Vanguard Target Retirement 2070 Fund VSVNX

Morningstar Category
Target-Date 2065+
Morningstar Index
Morningstar Mod Tgt Risk TR USD

Portfolio Manager(s)

Walter Nejman since 06-2022
Aur lie Denis since 02-2023
Michael Roach since 02-2023
Roger Aliaga-Diaz since 02-2023

Quantitative Screens

The Performance screen is not applicable for funds with less than three years of data.

- Management: The fund's management has been in place for 3.01 years.
- Style: The fund has landed in its primary style box — Large Blend — 100 % of the time over the past three years.
- Net Expense: The fund's expense ratio of 0.08 is 85.96% lower than the Target-Date 2065+ category average.

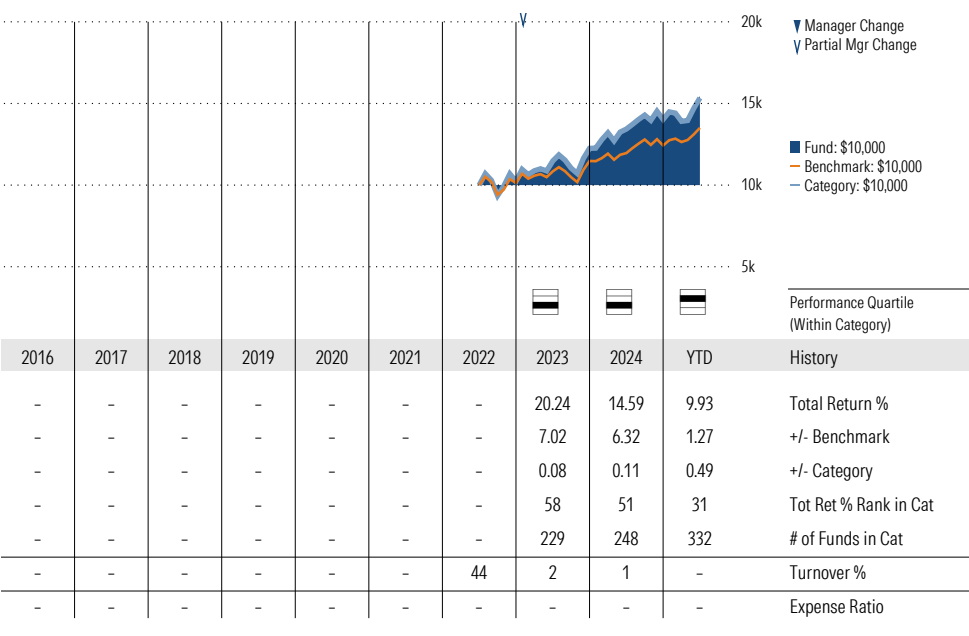
Morningstar Investment Management LLC Analysis

This fund fails the manager tenure screen due to a limited history for this target-date vintage.

ESG Metrics

Metric	Rating	Updated
Sustainability Rating	3	05-31-2025
Carbon Risk Score	Low Risk	12-31-2022

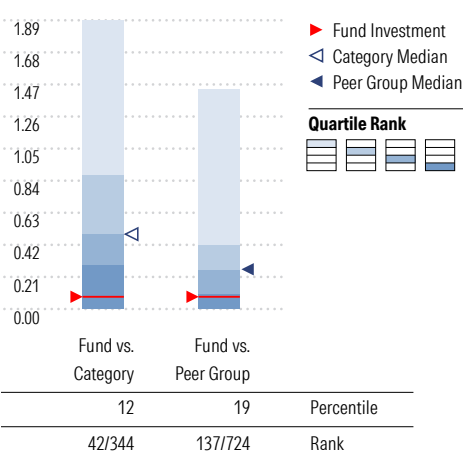
Growth of \$10,000



Trailing Performance



Net Expense



Peer group is a subset of the category and includes funds with the same management style (active vs. passive) and similar share class characteristics.

3-Year Risk Metrics

	Fund	Bmark	Cat
Alpha	2.66	-	2.71
Beta	1.21	-	1.24
R-Squared	96.18	-	93.78
Standard Deviation	14.10	11.45	15.09
Sharpe Ratio	0.77	0.52	0.74
Tracking Error	3.64	-	4.95
Information Ratio	1.40	-	1.14
Up Capture Ratio	129.24	-	132.11
Down Capture Ratio	115.28	-	118.62

Portfolio Metrics

	Fund	Bmark	Cat
Price/Earnings Ratio	20.04	20.19	21.45
Price/Book Ratio	2.62	2.52	2.79
Avg Eff Duration	6.16	-	8.29

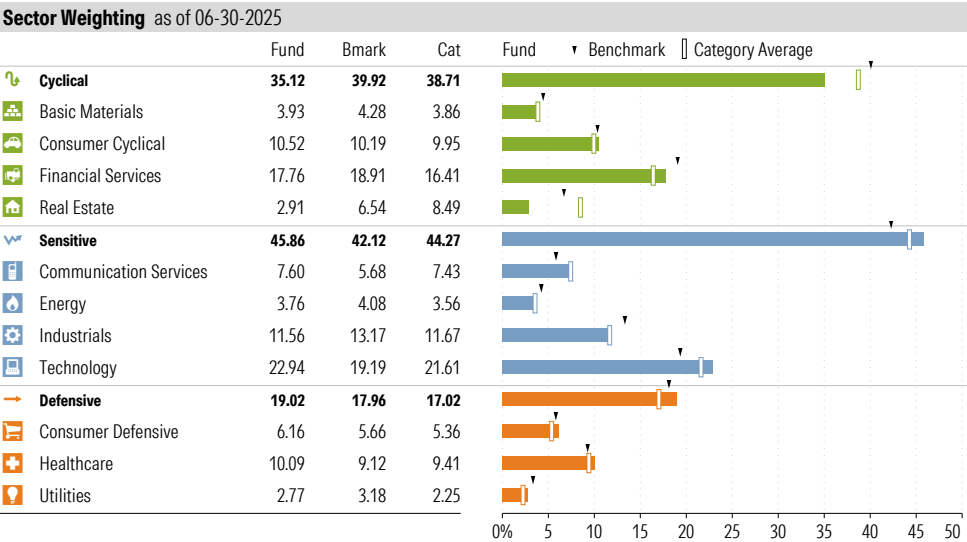
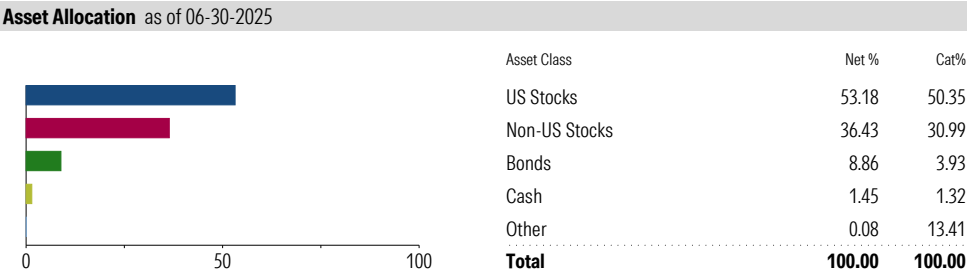
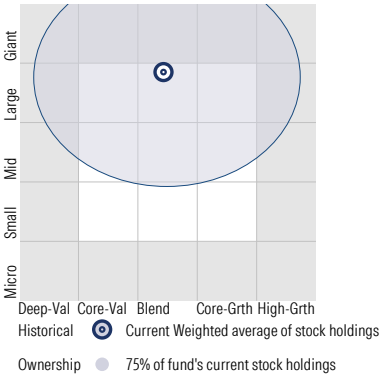
Vanguard Target Retirement 2070 Fund VSVNX

Morningstar Category
Target-Date 2065+

Morningstar Index
Morningstar Mod Tgt Risk TR USD

Style Analysis as of 06-30-2025

Morningstar Style Box™



Top 6 Holdings as of 06-30-2025

Name	Maturity Date	% Net Asset	Cumulative %	YTD Return %	Morningstar Sector
⊕ Vanguard Total Stock Mkt Idx Instl Pls	-	53.57	53.57	-	-
⊕ Vanguard Total Intl Stock Index Inv	-	37.26	90.83	-	-
⊕ Vanguard Total Bond Market II Idx Inv	-	6.23	97.06	-	-
⊕ Vanguard Total Intl Bd II Idx Instl	-	2.68	99.74	-	-
⊕ Mktliq 12/31/2049	-	0.19	99.93	-	-
⊕ Us Dollar	-	0.07	100.00	-	-

Total Holdings 6

⊕ Increase ⊖ Decrease ✱ New to Portfolio

Vanguard Target Retirement Income Fund VTINX

Morningstar Category
Target-Date Retirement

Morningstar Index
Morningstar Lifetime Mod Incm TR USD

Portfolio Manager(s)

Walter Nejman since 02-2013
Aur lie Denis since 02-2023
Michael Roach since 02-2023
Roger Aliaga-Diaz since 02-2023

Quantitative Screens

- Performance: The fund has finished in the Target-Date Retirement category's top three quartiles in 10 of the 10 years it's been in existence.
- Management: The fund's management has been in place for 12.36 years.
- Style: The fund has landed in its primary style box — Large Blend — 100 % of the time over the past three years.
- Net Expense: The fund's expense ratio of 0.08 is 84.91% lower than the Target-Date Retirement category average.

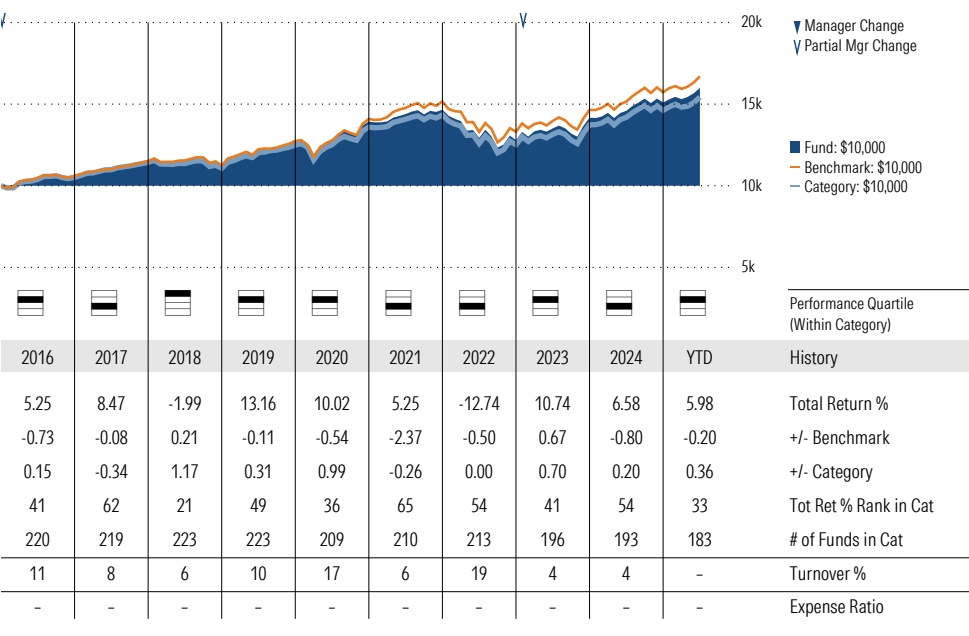
Morningstar Investment Management LLC Analysis

This fund passes all of Morningstar Investment Management's quantitative screens. Morningstar Investment Management has also assessed the fund from a qualitative perspective and, as a fiduciary, is comfortable recommending the fund's use in retirement plans.

ESG Metrics

Metric	Rating	Updated
Sustainability Rating	4	05-31-2025
ESG Commitment	1-Low	02-15-2022

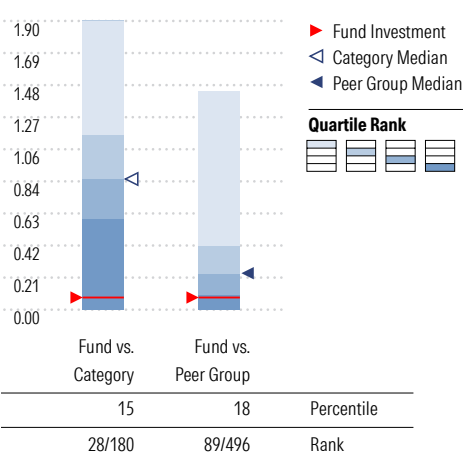
Growth of \$10,000



Trailing Performance



Net Expense



Peer group is a subset of the category and includes funds with the same management style (active vs. passive) and similar share class characteristics.

3-Year Risk Metrics

	Fund	Bmark	Cat
Alpha	-0.15	-	-0.59
Beta	0.95	-	0.99
R-Squared	98.52	-	97.12
Standard Deviation	7.99	8.34	8.40
Sharpe Ratio	0.33	0.38	0.30
Tracking Error	1.06	-	1.57
Information Ratio	-0.53	-	-0.44
Up Capture Ratio	94.55	-	96.93
Down Capture Ratio	95.82	-	101.51

Portfolio Metrics

	Fund	Bmark	Cat
Price/Earnings Ratio	20.08	22.18	21.75
Price/Book Ratio	2.63	3.06	2.84
Avg Eff Duration	5.32	-	4.96

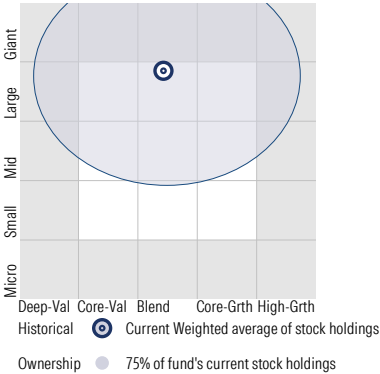
Vanguard Target Retirement Income Fund VTINX

Morningstar Category
Target-Date Retirement

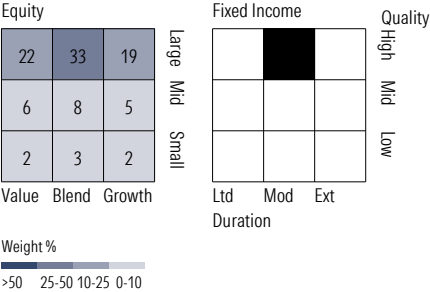
Morningstar Index
Morningstar Lifetime Mod Incm TR USD

Style Analysis as of 06-30-2025

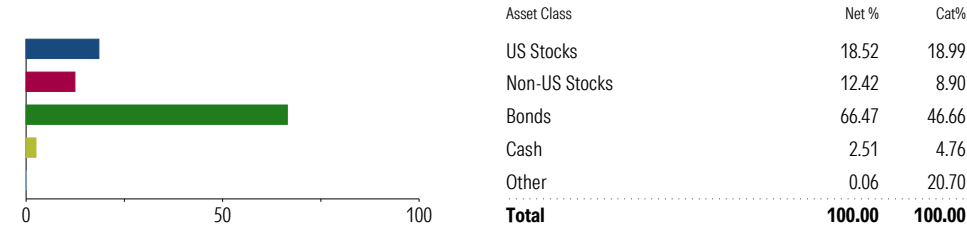
Morningstar Style Box™



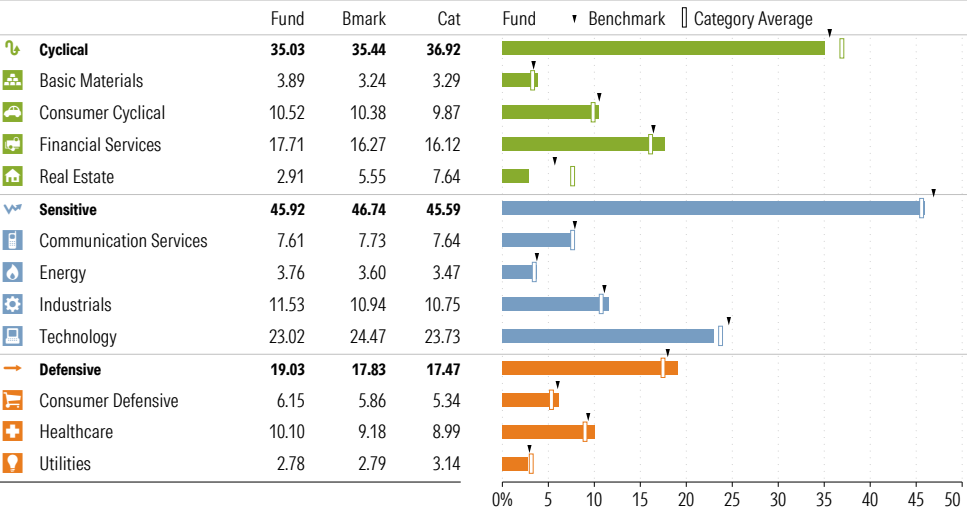
Style Breakdown



Asset Allocation as of 06-30-2025



Sector Weighting as of 06-30-2025



Top 7 Holdings as of 06-30-2025

Name	Maturity Date	% Net Asset	Cumulative %	YTD Return %	Morningstar Sector
⊖ Vanguard Total Bond Market II Idx Inv	-	35.72	35.72	-	-
⊖ Vanguard Total Stock Mkt Idx Instl Pls	-	18.66	54.38	-	-
⊖ Vanguard Shrt-Term Infl-Prot Sec Idx Adm	-	16.58	70.95	-	-
⊖ Vanguard Total Intl Bd II Idx Instl	-	15.75	86.70	-	-
⊖ Vanguard Total Intl Stock Index Inv	-	12.70	99.40	-	-
⊕ Mktliq 12/31/2049	-	0.58	99.98	-	-
⊕ Us Dollar	-	0.02	100.00	-	-

Total Holdings 7

⊕ Increase ⊖ Decrease ✱ New to Portfolio

Victory Sycamore Small Company Opp I VSOIX

Morningstar Category
Small Value
Morningstar Index
Russell 2000 Value TR USD

Portfolio Manager(s)

Gary Miller since 06-1998
Gregory Conners since 03-2002
Jeffrey Graff since 03-2007
Michael Rodarte since 12-2012
James Albers since 12-2012

Quantitative Screens

- Performance: The fund has finished in the Small Value category's top three quartiles in 7 of the 10 years it's been in existence.
- Management: The fund's management has been in place for 27.1 years.
- Style: The fund has landed in its primary style box — Small Value — 36.36 % of the time over the past three years.
- Net Expense: The fund's expense ratio of 0.89 is 18.35% lower than the Small Value category average.

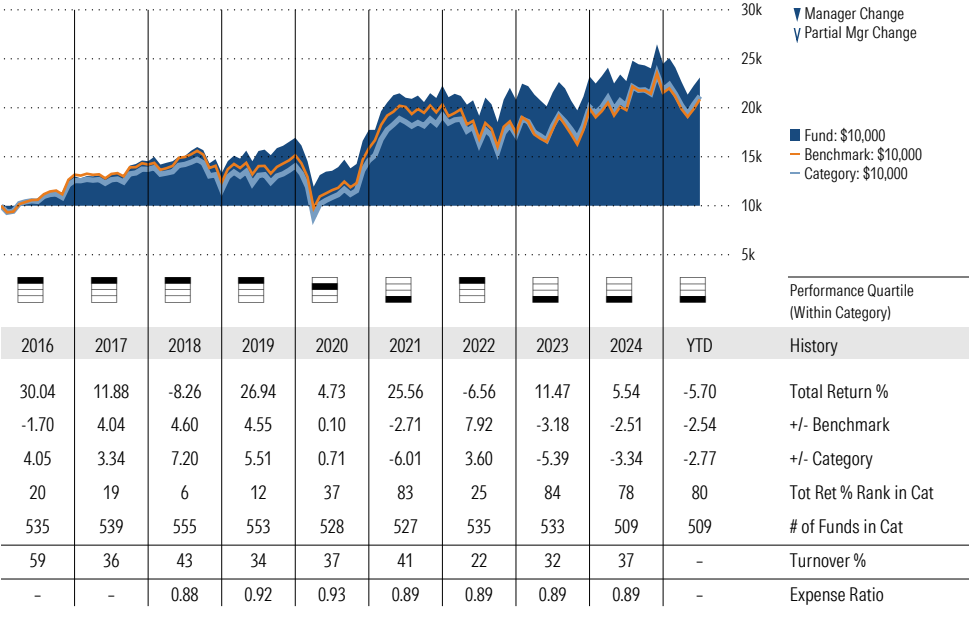
Morningstar Investment Management LLC Analysis

This fund fails our style screen due to edging from value into blend but its portfolio positioning is consistent with the overall investment strategy.

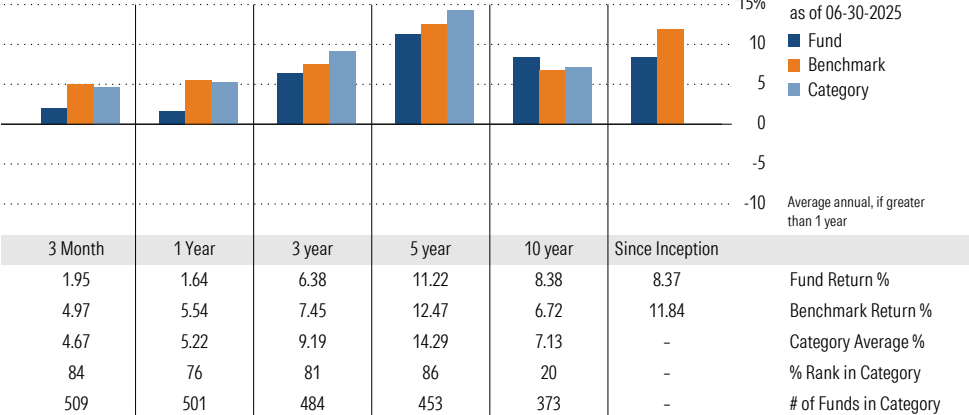
ESG Metrics

Metric	Rating	Updated
Sustainability Rating	3	05-31-2025
Carbon Risk Score	Medium Risk	12-31-2022

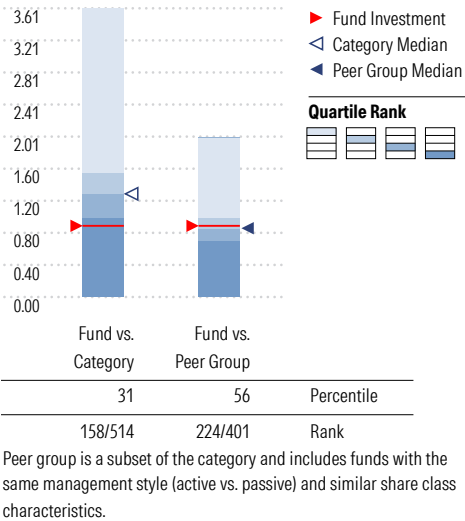
Growth of \$10,000



Trailing Performance



Net Expense



3-Year Risk Metrics

	Fund	Bmark	Cat
Alpha	-0.33	-	1.90
Beta	0.88	-	0.93
R-Squared	96.20	-	94.42
Standard Deviation	20.63	22.98	21.90
Sharpe Ratio	0.17	0.22	0.28
Tracking Error	4.87	-	5.33
Information Ratio	-0.22	-	0.27
Up Capture Ratio	89.81	-	96.77
Down Capture Ratio	91.27	-	91.68

Portfolio Metrics

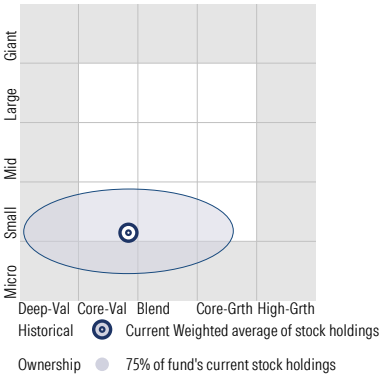
	Fund	Bmark	Cat
Price/Earnings Ratio	16.67	13.75	15.06
Price/Book Ratio	1.71	1.15	1.58
Geom Avg Mkt Cap \$B	3.33	1.97	5.42
ROE	13.17	3.84	11.00

Victory Sycamore Small Company Opp I VSOIX

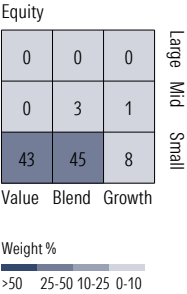
Morningstar Category
Small Value

Morningstar Index
Russell 2000 Value TR USD

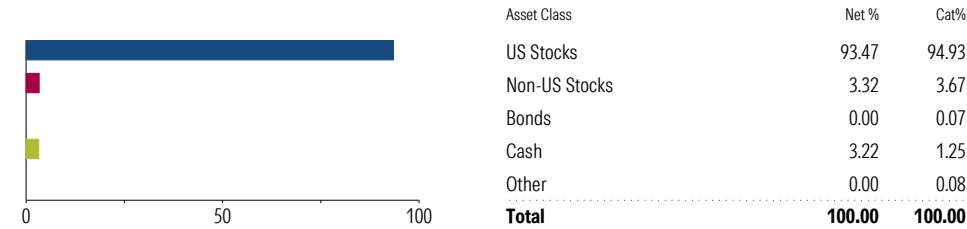
Style Analysis as of 06-30-2025
Morningstar Style Box™



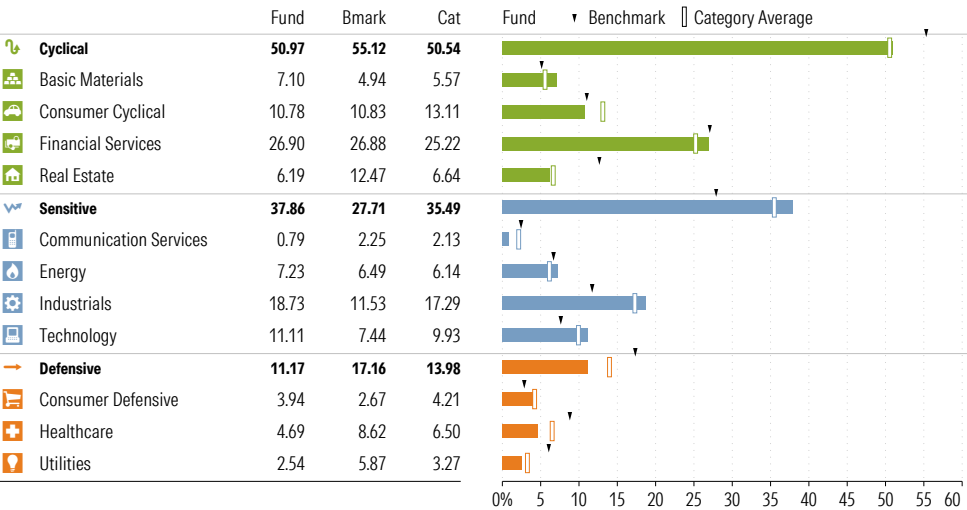
Style Breakdown



Asset Allocation as of 06-30-2025



Sector Weighting as of 06-30-2025



Top 15 Holdings as of 06-30-2025

Name	% Net Asset	Cumulative %	YTD Return %	Morningstar Sector
⊕ Cash	3.22	3.22	-	-
⊖ Old National Bancorp	1.67	4.89	-0.39	Financial Services
⊖ Idacorp Inc	1.55	6.44	7.22	Utilities
⊖ Renasant Corp	1.50	7.94	1.73	Financial Services
⊖ United Bankshares Inc	1.47	9.41	-1.01	Financial Services
⊕ Murphy USA Inc	1.45	10.86	-18.73	Consumer Cyclical
⊖ First American Financial Corp	1.45	12.30	0.05	Financial Services
⊖ Axis Capital Holdings Ltd	1.45	13.75	18.14	Financial Services
⊕ National Bank Holdings Corp Class A	1.40	15.15	-11.29	Financial Services
⊖ The Hanover Insurance Group Inc	1.38	16.53	11.00	Financial Services
⊖ JBT Marel Corp	1.38	17.91	-5.22	Industrials
⊕ Werner Enterprises Inc	1.36	19.26	-23.05	Industrials
⊕ Innospec Inc	1.33	20.60	-22.83	Basic Materials
⊕ Walker & Dunlop Inc	1.33	21.92	-26.12	Financial Services
⊖ SouthState Corp	1.31	23.23	-6.40	Financial Services

Total Holdings 116

⊕ Increase ⊖ Decrease ✱ New to Portfolio