

American Funds Intl Gr and Inc R6 RIGGX

Morningstar Category Foreign Large Blend
Morningstar Index MSCI ACWI Ex USA NR USD

Portfolio Manager(s)

Steven Watson since 10-2008
Andrew Suzman since 10-2008
Patrice Collette since 09-2010
Leo Hee since 07-2015
Michael Cohen since 07-2018
Lisa Thompson since 09-2018
Barbara Burtin since 09-2024
Bobby Chada since 09-2024

Quantitative Screens

- Performance: The fund has finished in the Foreign Large Blend category's top three quartiles in 9 of the 10 years it's been in existence.
- Management: The fund's management has been in place for 16.76 years.
- Style: The fund has landed in its primary style box — Large Blend — 100 % of the time over the past three years.
- Net Expense: The fund's expense ratio of 0.54 is 33.33% lower than the Foreign Large Blend category average.

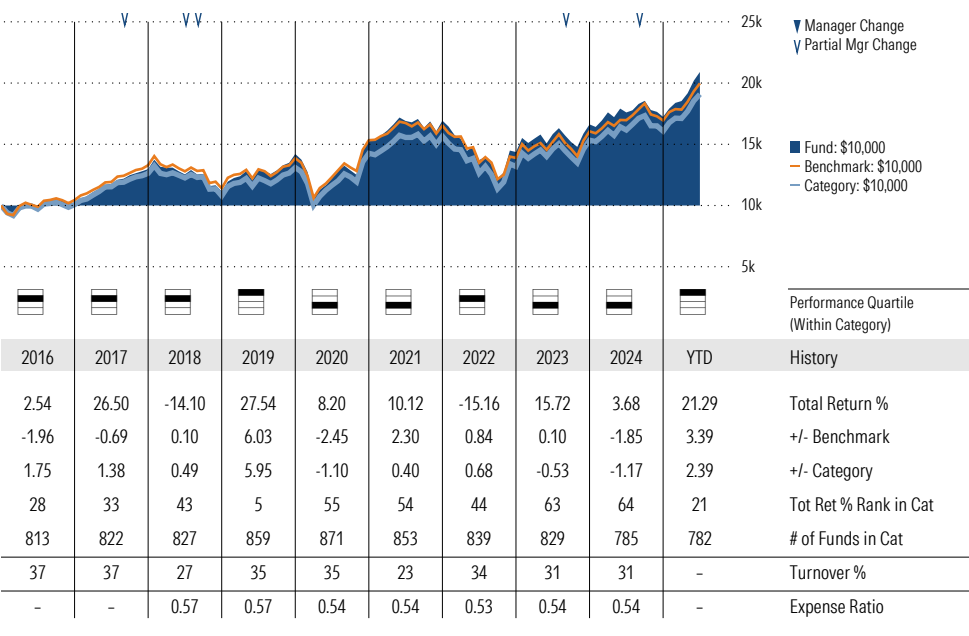
Morningstar Investment Management LLC Analysis

This fund passes all of Morningstar Investment Management's quantitative screens. Morningstar Investment Management has also assessed the fund from a qualitative perspective and, as a fiduciary, is comfortable recommending the fund's use in retirement plans.

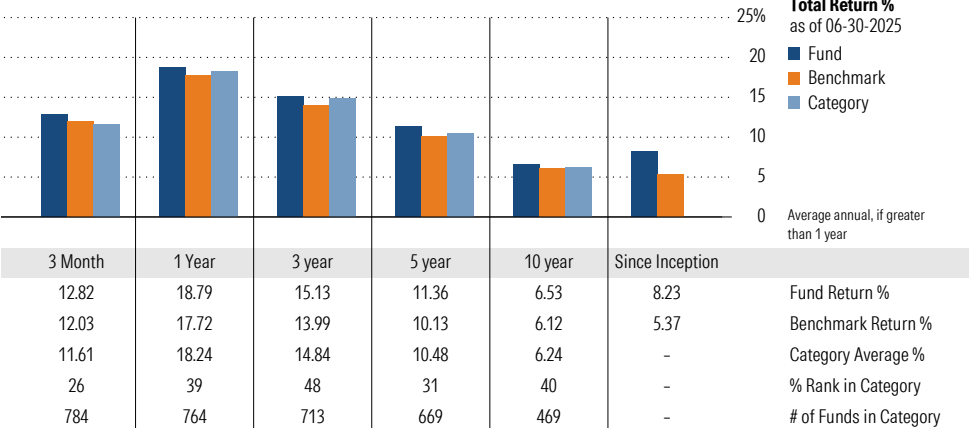
ESG Metrics

Metric	Rating	Updated
Sustainability Rating	3	05-31-2025
Carbon Risk Score	Low Risk	12-31-2022
ESG Commitment	1-Low	02-15-2022

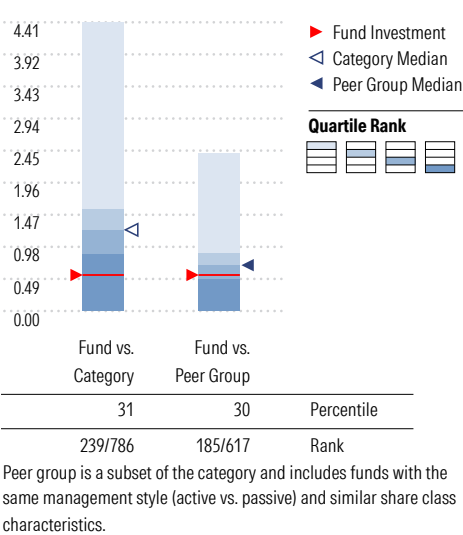
Growth of \$10,000



Trailing Performance



Net Expense



3-Year Risk Metrics

	Fund	Bmark	Cat
Alpha	1.25	-	0.55
Beta	0.98	-	1.02
R-Squared	94.88	-	92.02
Standard Deviation	15.10	14.96	15.88
Sharpe Ratio	0.69	0.63	0.65
Tracking Error	3.42	-	4.43
Information Ratio	0.33	-	0.19
Up Capture Ratio	102.03	-	105.71
Down Capture Ratio	97.11	-	105.97

Portfolio Metrics

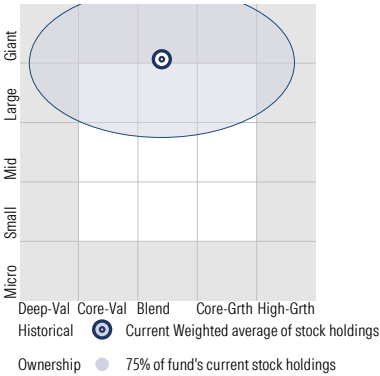
	Fund	Bmark	Cat
Price/Earnings Ratio	15.50	16.35	16.81
Price/Book Ratio	1.75	1.91	1.99
Geom Avg Mkt Cap \$B	53.24	57.95	65.68
ROE	17.71	17.20	18.02

American Funds Intl Gr and Inc R6 RIGGX

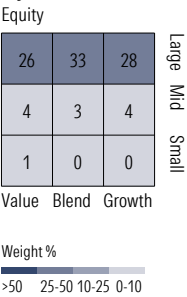
Morningstar Category Foreign Large Blend
Morningstar Index MSCI ACWI Ex USA NR USD

Style Analysis as of 06-30-2025

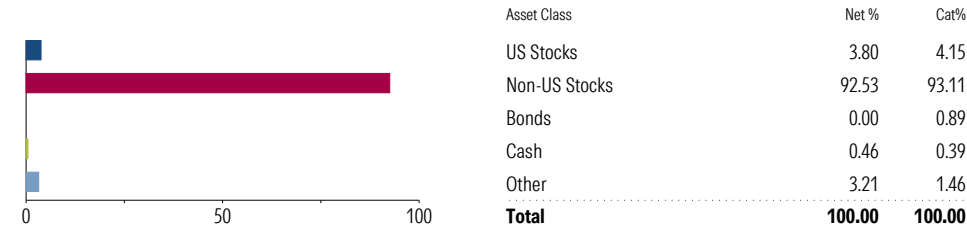
Morningstar Style Box™



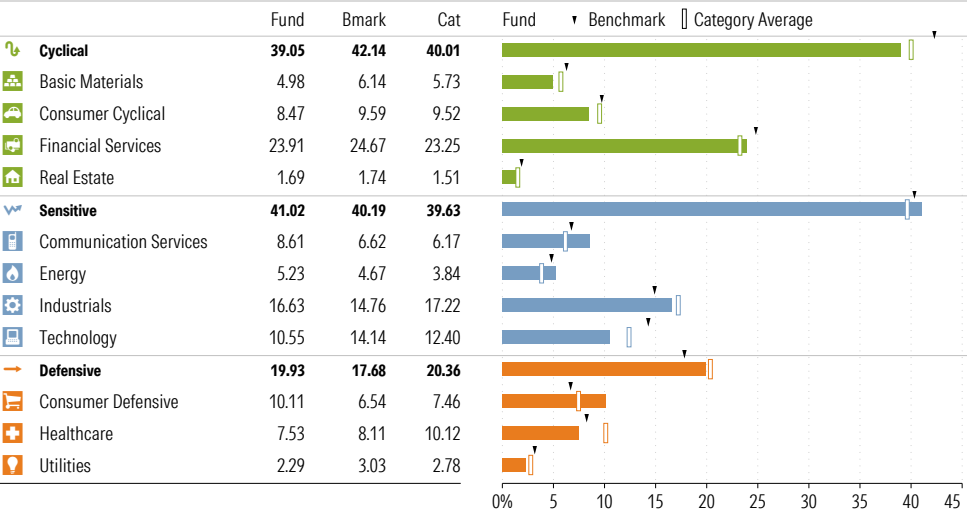
Style Breakdown



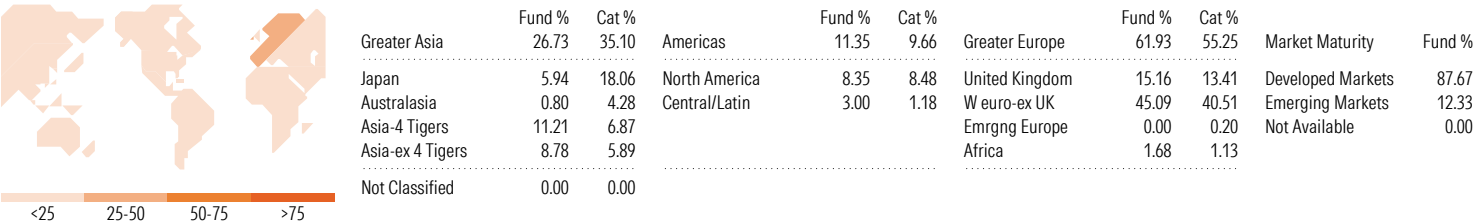
Asset Allocation as of 06-30-2025



Sector Weighting as of 06-30-2025



World Regions % Equity 06-30-2025



Top 10 Holdings as of 06-30-2025

Name	% Net Asset	Cumulative %	YTD Return %	Morningstar Sector
⊖ Taiwan Semiconductor Manufacturing Co Ltd	3.13	3.13	-	Technology
⊖ Capital Group Central Cash M	2.98	6.11	-	-
⊖ BAE Systems PLC	2.27	8.37	-	Industrials
⊖ TotalEnergies SE	2.05	10.42	-	Energy
⊕ Sanofi SA	2.03	12.45	-	Healthcare
⊕ AstraZeneca PLC	1.65	14.10	-	Healthcare
⊖ British American Tobacco PLC	1.56	15.66	-	Consumer Defensive
⊖ ASML Holding NV	1.45	17.11	-	Technology
⊕ UniCredit SpA	1.25	18.36	-	Financial Services
⊖ AXA SA	1.23	19.59	-	Financial Services

Total Holdings 271

⊕ Increase ⊖ Decrease ✨ New to Portfolio

American Funds New World R6 RNWGX

Morningstar Category
Diversified Emerging Mkts

Morningstar Index
MSCI EM NR USD

Portfolio Manager(s)

Carl Kawaja since 06-1999
Robert Lovelace since 06-1999
Christopher Thomsen since 01-2009
Winnie Kwan since 01-2009
Tomonori Tani since 10-2013
Bradford Freer since 01-2017
Akira Shiraishi since 01-2017
Lisa Thompson since 10-2019
Kirstie Spence since 12-2019
Dawid Justus since 01-2020
Piyada Phanaphat since 01-2020
Matt Hochstetler since 01-2024

Quantitative Screens

- Performance: The fund has finished in the Diversified Emerging Mkts category's top three quartiles in 10 of the 10 years it's been in existence.
- Management: The fund's management has been in place for 26.05 years.
- Style: The fund has landed in its primary style box — Large Growth — 100 % of the time over the past three years.
- Net Expense: The fund's expense ratio of 0.57 is 47.71% lower than the Diversified Emerging Mkts category average.

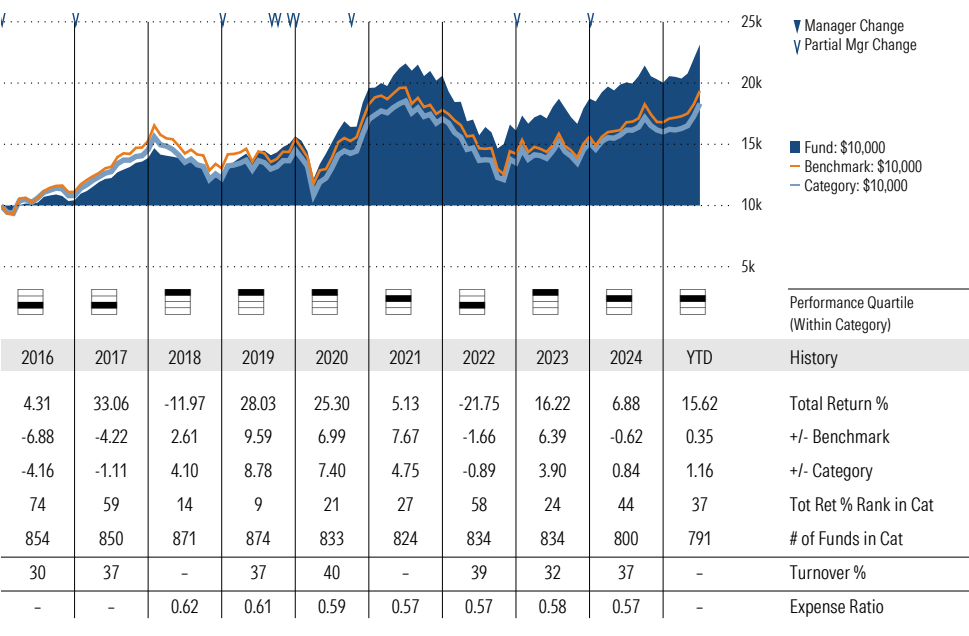
Morningstar Investment Management LLC Analysis

This fund passes all of Morningstar Investment Management's quantitative screens. Morningstar Investment Management has also assessed the fund from a qualitative perspective and, as a fiduciary, is comfortable recommending the fund's use in retirement plans.

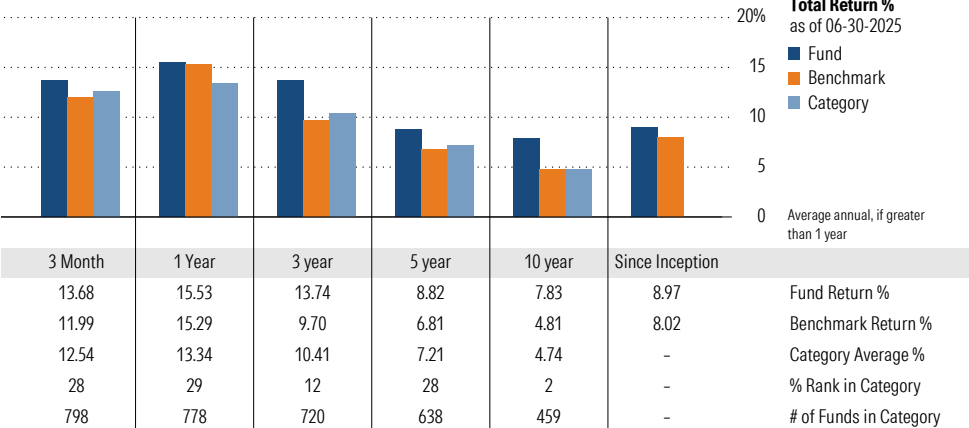
ESG Metrics

Metric	Rating	Updated
Sustainability Rating	3	05-31-2025
Carbon Risk Score	Medium Risk	12-31-2022
ESG Commitment	1-Low	02-15-2022

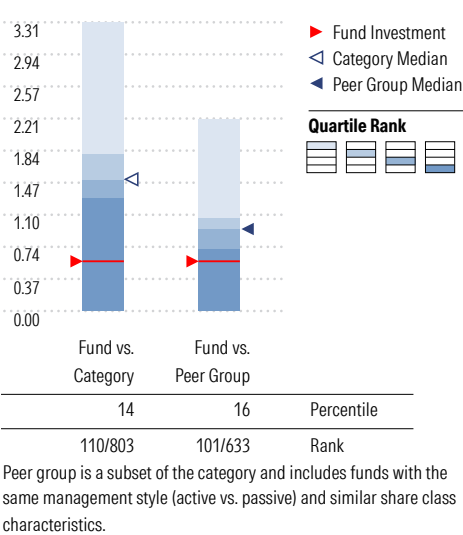
Growth of \$10,000



Trailing Performance



Net Expense



3-Year Risk Metrics

	Fund	Bmark	Cat
Alpha	6.00	-	1.27
Beta	0.74	-	0.91
R-Squared	80.40	-	88.53
Standard Deviation	14.09	17.14	16.60
Sharpe Ratio	0.65	0.35	0.38
Tracking Error	7.69	-	5.58
Information Ratio	0.52	-	0.04
Up Capture Ratio	83.69	-	92.23
Down Capture Ratio	55.49	-	86.22

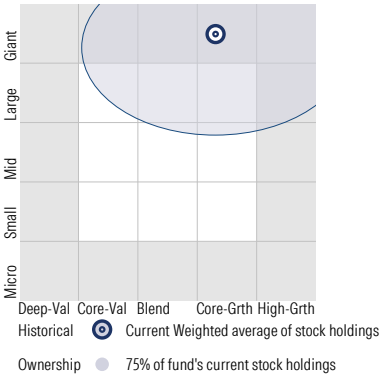
Portfolio Metrics

	Fund	Bmark	Cat
Price/Earnings Ratio	17.86	14.23	13.97
Price/Book Ratio	2.86	1.84	1.93
Geom Avg Mkt Cap \$B	72.23	55.18	63.20
ROE	25.07	18.84	20.02

American Funds New World R6 RNWGX

Morningstar Category Diversified Emerging Mkts
Morningstar Index MSCI EM NR USD

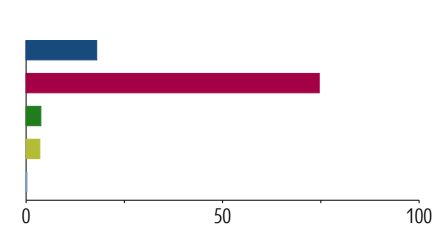
Style Analysis as of 06-30-2025
Morningstar Style Box™



Style Breakdown

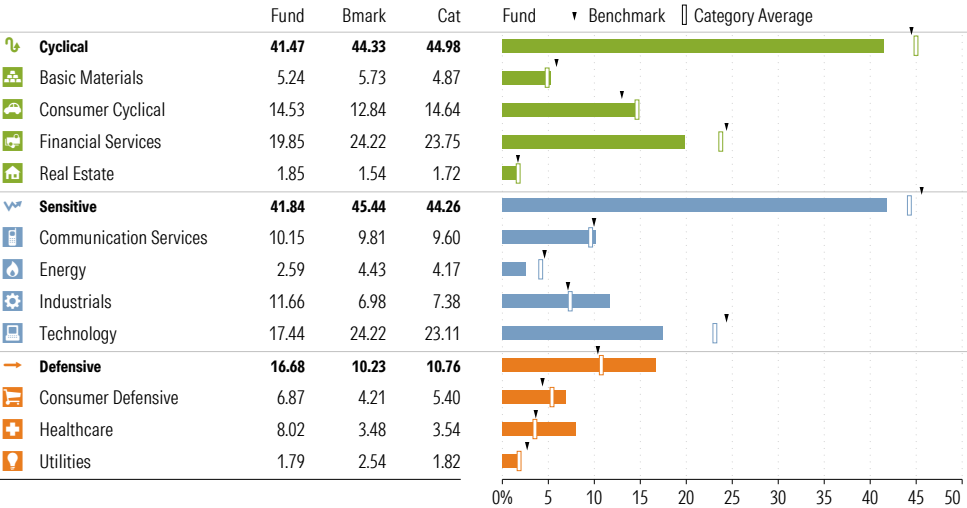


Asset Allocation as of 06-30-2025

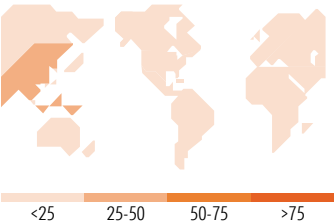


Asset Class	Net %	Cat %
US Stocks	17.96	2.25
Non-US Stocks	74.58	95.72
Bonds	3.75	0.04
Cash	3.49	1.85
Other	0.22	0.14
Total	100.00	100.00

Sector Weighting as of 06-30-2025



World Regions % Equity 06-30-2025



Greater Asia	Fund % 46.18	Cat % 75.06	Americas	Fund % 30.52	Cat % 13.31	Greater Europe	Fund % 23.30	Cat % 11.62	Market Maturity	Fund %
Japan	1.69	0.00	North America	20.92	1.97	United Kingdom	3.15	0.49	Developed Markets	55.60
Australasia	0.00	0.02	Central/Latin	9.60	11.34	W euro-ex UK	15.53	1.81	Emerging Markets	44.40
Asia-4 Tigers	12.98	27.17				Emrgng Europe	0.46	2.38	Not Available	0.00
Asia-ex 4 Tigers	31.51	47.87				Africa	4.16	6.94		
Not Classified	0.00	0.00								

Top 10 Holdings as of 06-30-2025

Name	% Net Asset	Cumulative %	YTD Return %	Morningstar Sector
⊕ Taiwan Semiconductor Manufacturing Co Ltd	5.58	5.58	-	Technology
⊕ Capital Group Central Cash Fund	3.62	9.20	-	-
⊕ MercadoLibre Inc	2.17	11.37	53.70	Consumer Cyclical
⊖ Microsoft Corp	1.95	13.32	18.40	Technology
⊕ Meta Platforms Inc Class A	1.75	15.06	26.24	Communication Svc
⊖ Tencent Holdings Ltd	1.69	16.75	-	Communication Svc
⊖ Airbus SE	1.33	18.09	-	Industrials
⊕ Banco Bilbao Vizcaya Argentaria SA	1.32	19.40	-	Financial Services
⊕ SK Hynix Inc	1.20	20.60	-	Technology
⊕ Kweichow Moutai Co Ltd Class A	1.16	21.76	-	Consumer Defensive

Total Holdings 585

⊕ Increase ⊖ Decrease ✨ New to Portfolio

PIMCO Income I2 PONPX

Portfolio Manager(s)

Daniel Ivascyn since 03-2007
Alfred Murata since 03-2013
Joshua Anderson since 07-2018

Quantitative Screens

✔ Performance: The fund has finished in the Multisector Bond category's top three quartiles in 9 of the 10 years it's been in existence.

✔ Management: The fund's management has been in place for 18.27 years.

Style Consistency is not calculated for Fixed Income funds.

✔ Net Expense: The fund's expense ratio of 0.93 is 4.12% lower than the Multisector Bond category average.

Morningstar Investment Management LLC Analysis

This fund passes all of Morningstar Investment Management's quantitative screens. Morningstar Investment Management has also assessed the fund from a qualitative perspective and, as a fiduciary, is comfortable recommending the fund's use in retirement plans.

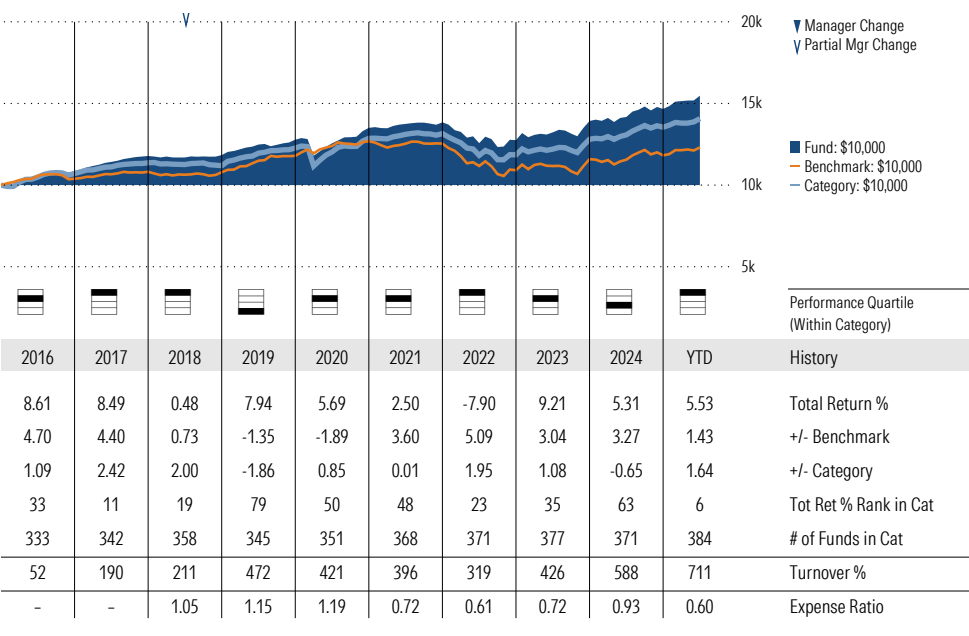
ESG Metrics

Metric	Rating	Updated
Sustainability Rating	4	05-31-2025

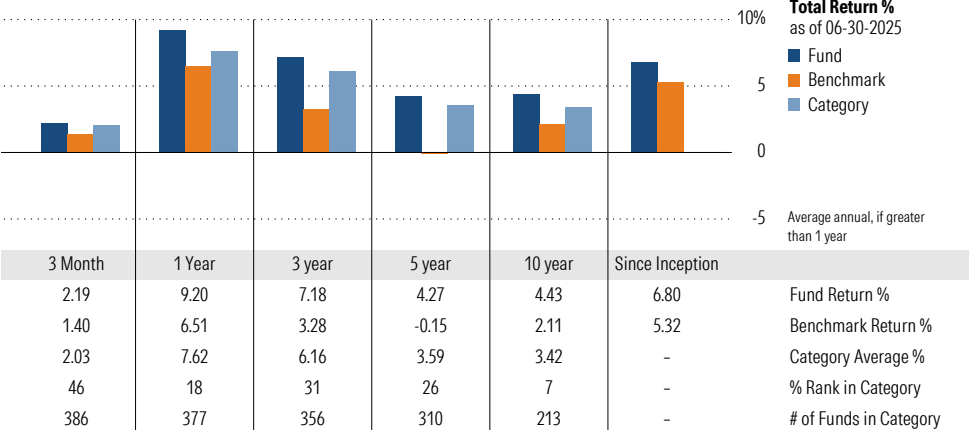
Morningstar Category
Multisector Bond

Morningstar Index
Bloomberg US Universal TR USD

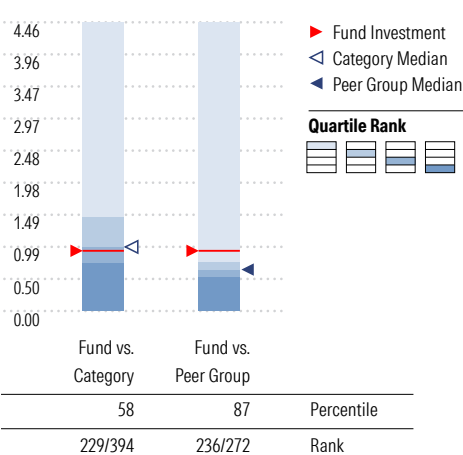
Growth of \$10,000



Trailing Performance



Net Expense



Peer group is a subset of the category and includes funds with the same management style (active vs. passive) and similar share class characteristics.

3-Year Risk Metrics

	Fund	Bmark	Cat
Alpha	4.31	-	3.68
Beta	0.81	-	0.74
R-Squared	92.97	-	81.52
Standard Deviation	5.95	7.08	5.77
Sharpe Ratio	0.39	-0.19	0.29
Tracking Error	2.07	-	3.05
Information Ratio	1.88	-	1.11
Up Capture Ratio	98.29	-	88.57
Down Capture Ratio	53.12	-	49.96

Portfolio Metrics

	Fund	Bmark	Cat
Avg Eff Duration	4.09	4.55	3.81
Avg Eff Maturity	5.56	7.69	7.40

PIMCO Income I2 PONPX

Morningstar Category
Multisector Bond

Morningstar Index
Bloomberg US Universal TR USD

Style Analysis as of 06-30-2025

Style Breakdown

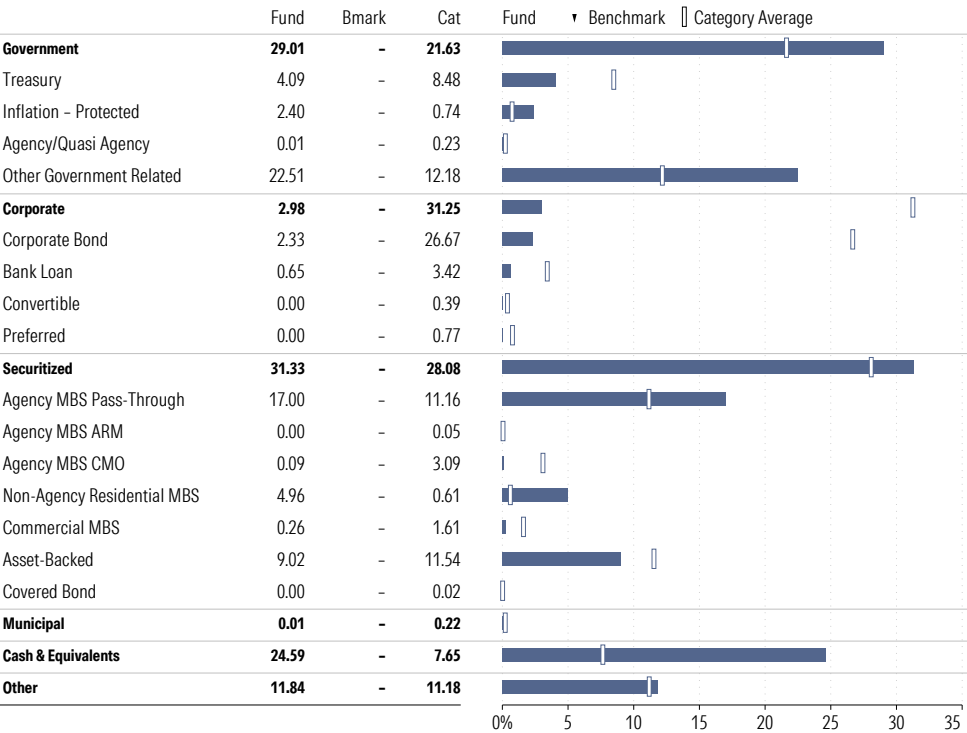


Asset Allocation as of 06-30-2025



Credit Rating Breakdown	Fund	Bmark	Cat
AAA	65.14	67.64	11.25
AA	9.19	3.23	10.55
A	3.21	10.03	8.81
BBB	9.99	10.89	26.69
BB	4.42	3.19	17.49
B	3.23	3.64	11.78
Below B	4.82	1.38	3.76
Not Rated	0.00	0.00	9.67

Sector Weighting as of 06-30-2025



Top 10 Holdings as of 06-30-2025

Name	Maturity Date	% Net Asset	Cumulative %	Fixed Income Sector
✱ Offset: Unsettled Trades	-	58.11	58.11	-
✱ Cash Offset	-	19.00	77.11	-
⊕ Federal National Mortgage Association 6%	05-2055	12.71	89.82	-
⊕ RFR USD SOFR/4.50000 05/22/23-2Y LCH Receive	05-2025	11.70	101.52	-
⊕ RFR USD SOFR/4.50000 05/22/23-2Y LCH Pay	05-2025	11.70	113.22	-
⊕ Federal National Mortgage Association 6.5%	06-2055	11.28	124.50	-
⊕ Federal National Mortgage Association 5.5%	05-2055	8.77	133.27	-
⊖ BRITISH POUND STERLING Sold	05-2025	8.19	141.46	-
⊖ BRITISH POUND STERLING Purchased	05-2025	8.19	149.65	-
⊕ 5 Year Treasury Note Future June 25	07-2025	7.77	157.42	-

Total Holdings 10157

⊕ Increase ⊖ Decrease ✱ New to Portfolio

PIMCO Short-Term I2 PTSPX

Morningstar Category
Ultrashort Bond

Morningstar Index
Bloomberg US Agg Bond TR USD

Portfolio Manager(s)

Jerome Schneider since 01-2011
Nathan Chiaverini since 04-2019
Andrew Wittkop since 04-2019

Quantitative Screens

- Performance: The fund has finished in the Ultrashort Bond category's top three quartiles in 8 of the 10 years it's been in existence.
- Management: The fund's management has been in place for 14.5 years.

Style Consistency is not calculated for Fixed Income funds.

- Net Expense: The fund's expense ratio of 0.58 is 45% higher than the Ultrashort Bond category average.

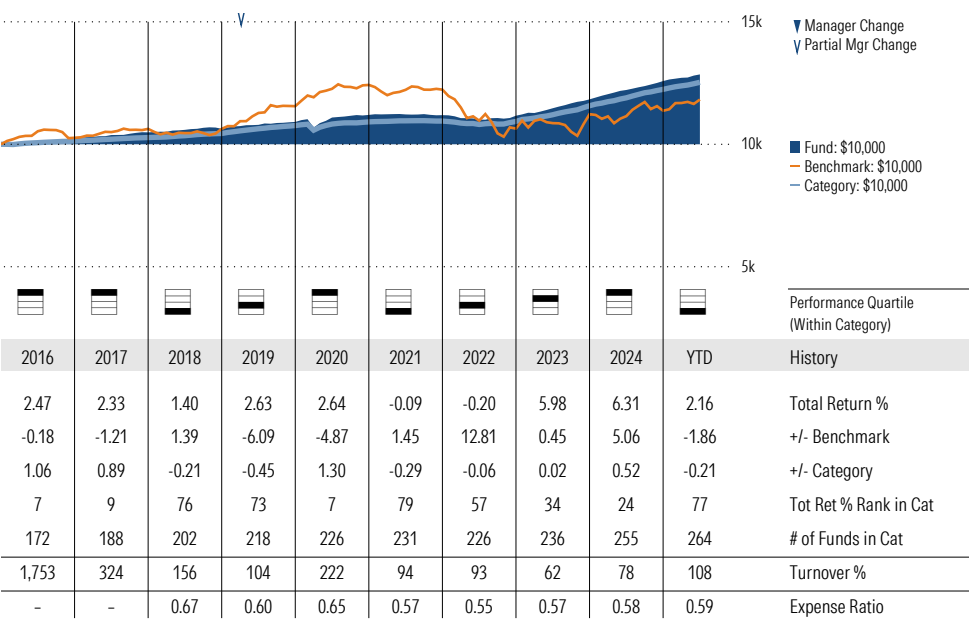
Morningstar Investment Management LLC Analysis

This fund fails our expense screen with fees that are higher than the broad category average. Plan costs are sometimes wrapped into fund fees, but because costs are predictive of a fund's future relative performance, we would still like to see lower overall expenses here.

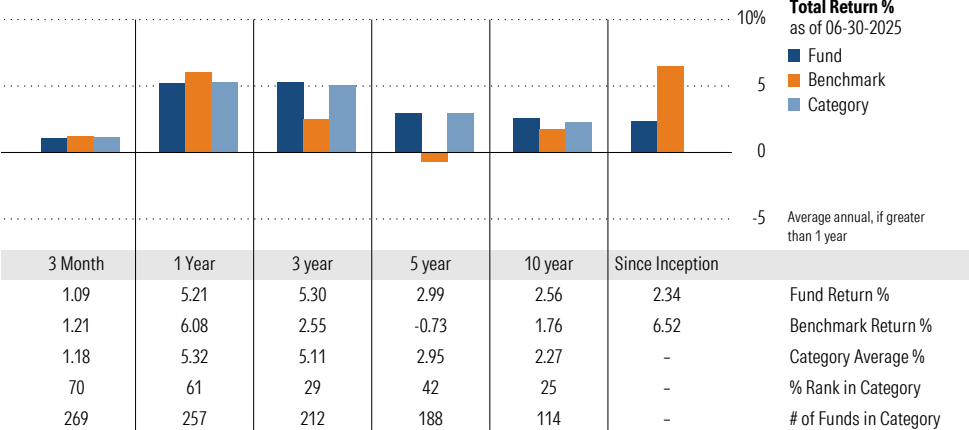
ESG Metrics

Metric	Rating	Updated
Sustainability Rating	3	05-31-2025

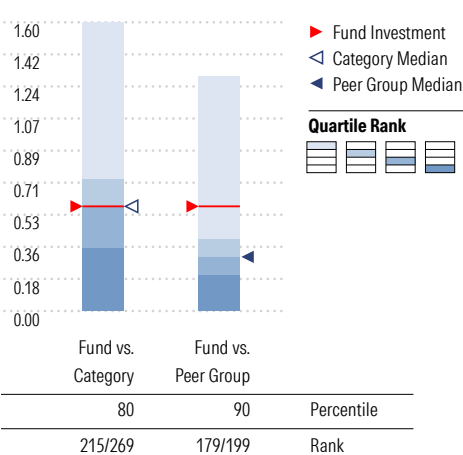
Growth of \$10,000



Trailing Performance



Net Expense



3-Year Risk Metrics

	Fund	Bmark	Cat
Alpha	5.25	-	4.80
Beta	-0.03	-	0.07
R-Squared	5.79	-	37.33
Standard Deviation	0.81	7.30	0.85
Sharpe Ratio	0.53	-0.28	0.11
Tracking Error	7.53	-	6.84
Information Ratio	0.36	-	0.38
Up Capture Ratio	19.09	-	27.23
Down Capture Ratio	-32.85	-	-20.15

Portfolio Metrics

	Fund	Bmark	Cat
Avg Eff Duration	0.14	4.43	0.99
Avg Eff Maturity	-	-	2.32

PIMCO Short-Term I2 PTSPX

Morningstar Category
Ultrashort Bond

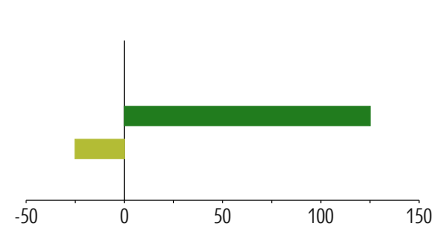
Morningstar Index
Bloomberg US Agg Bond TR USD

Style Analysis as of 06-30-2025

Style Breakdown



Asset Allocation as of 06-30-2025



Asset Class	Net %	Cat%
US Stocks	0.00	5.69
Non-US Stocks	0.00	0.00
Bonds	125.08	65.42
Cash	-25.08	28.91
Other	0.00	-0.01
Total	100.00	100.00

Credit Rating Breakdown	Fund	Bmark	Cat
AAA	53.71	3.53	30.14
AA	8.60	74.59	16.00
A	21.29	10.82	20.96
BBB	14.52	8.32	19.45
BB	1.50	0.28	2.60
B	0.20	0.00	1.05
Below B	0.18	0.00	0.23
Not Rated	0.00	2.46	9.57

Sector Weighting as of 06-30-2025

	Fund	Bmark	Cat	Fund	Benchmark	Category Average
Government	35.86	-	27.99			
Treasury	7.52	-	20.79			
Inflation - Protected	0.26	-	0.05			
Agency/Quasi Agency	0.02	-	0.40			
Other Government Related	28.06	-	6.75			
Corporate	18.06	-	31.57			
Corporate Bond	18.06	-	31.04			
Bank Loan	0.00	-	0.38			
Convertible	0.00	-	0.05			
Preferred	0.00	-	0.10			
Securitized	17.95	-	21.77			
Agency MBS Pass-Through	1.20	-	1.64			
Agency MBS ARM	0.27	-	0.17			
Agency MBS CMO	4.98	-	2.48			
Non-Agency Residential MBS	1.65	-	0.07			
Commercial MBS	1.08	-	0.95			
Asset-Backed	8.76	-	16.46			
Covered Bond	0.01	-	0.00			
Municipal	0.12	-	0.52			
Cash & Equivalents	24.28	-	18.09			
Other	3.71	-	0.10			

Top 10 Holdings as of 06-30-2025

Name	Maturity Date	% Net Asset	Cumulative %	Fixed Income Sector
✱ Cash Offset	-	58.34	58.34	-
⊕ 3 Month SOFR Future Mar 25	06-2025	24.69	83.03	-
⊕ 5 Year Treasury Note Future June 25	07-2025	24.61	107.64	-
✱ Offset: Unsettled Trades	-	19.41	127.06	-
⊕ 3 Month SOFR Future Dec 25	03-2026	18.07	145.13	-
⊖ RFR USD SOFR/4.10000 02/11/25-1Y LCH Pay	02-2026	17.80	162.93	-
⊖ RFR USD SOFR/4.10000 02/11/25-1Y LCH Receive	02-2026	17.79	180.72	-
⊖ 2 Year Treasury Note Future June 25	07-2025	13.71	194.43	-
⊖ RFR USD SOFR/4.10000 06/02/25-4Y* LCH Pay	08-2029	13.65	208.09	-
⊕ United States Treasury Bills 0%	07-2025	13.56	221.64	-

Total Holdings 1244

⊕ Increase ⊖ Decrease ✱ New to Portfolio

Vanguard 500 Index Admiral VFIAX

Morningstar Category

Large Blend

Morningstar Index

S&P 500 TR USD

Portfolio Manager(s)

Michelle Louie since 11-2017
Nick Birkett since 08-2023
Aur lie Denis since 02-2025

Quantitative Screens

- Performance: The fund has finished in the Large Blend category's top three quartiles in 10 of the 10 years it's been in existence.
- Management: The fund's management has been in place for 7.59 years.
- Style: The fund has landed in its primary style box — Large Blend — 77.14 % of the time over the past three years.
- Net Expense: The fund's expense ratio of 0.04 is 94.37% lower than the Large Blend category average.

Morningstar Investment Management LLC Analysis

This fund passes all of Morningstar Investment Management's quantitative screens. Morningstar Investment Management has also assessed the fund from a qualitative perspective and, as a fiduciary, is comfortable recommending the fund's use in retirement plans.

ESG Metrics

Metric	Rating	Updated
Sustainability Rating	3	04-30-2025
Carbon Risk Score	Low Risk	12-31-2022
ESG Commitment	1-Low	02-15-2022

Growth of \$10,000



Trailing Performance



Net Expense



Peer group is a subset of the category and includes funds with the same management style (active vs. passive) and similar share class characteristics.

3-Year Risk Metrics

	Fund	Bmark	Cat
Alpha	-0.04	-	-1.12
Beta	1.00	-	0.98
R-Squared	100.00	-	94.55
Standard Deviation	15.80	15.80	15.86
Sharpe Ratio	0.92	0.92	0.82
Tracking Error	0.00	-	3.21
Information Ratio	-14.41	-	-1.48
Up Capture Ratio	99.92	-	95.68
Down Capture Ratio	100.09	-	101.04

Portfolio Metrics

	Fund	Bmark	Cat
Price/Earnings Ratio	25.50	26.71	26.89
Price/Book Ratio	4.68	4.89	5.30
Geom Avg Mkt Cap \$B	349.94	379.44	435.89
ROE	34.10	34.44	34.20

Vanguard 500 Index Admiral VFIAX

Morningstar Category
Large Blend

Morningstar Index
S&P 500 TR USD

Style Analysis as of 06-30-2025

Morningstar Style Box™



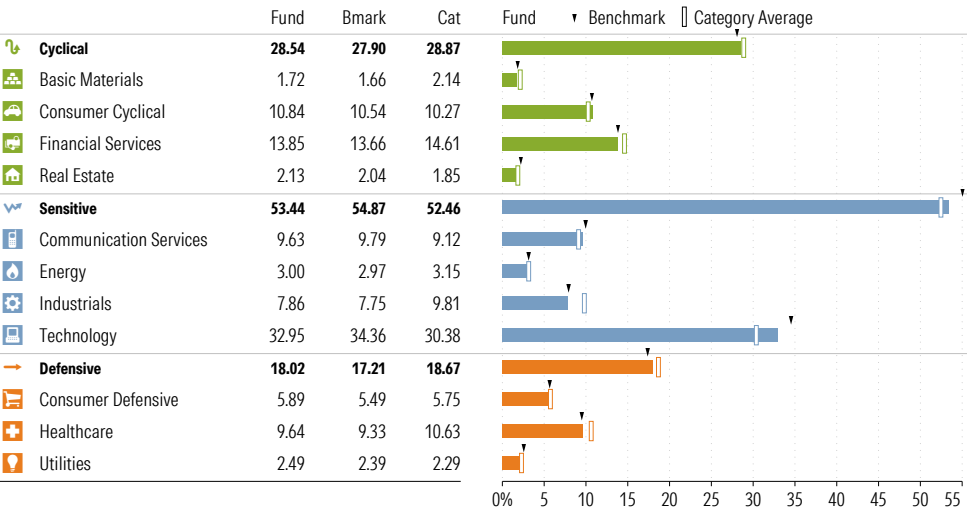
Style Breakdown



Asset Allocation as of 06-30-2025



Sector Weighting as of 06-30-2025



Top 15 Holdings as of 06-30-2025

Name	% Net Asset	Cumulative %	YTD Return %	Morningstar Sector
⊕ Microsoft Corp	6.83	6.83	18.40	Technology
⊕ NVIDIA Corp	6.60	13.42	17.66	Technology
⊕ Apple Inc	6.02	19.44	-17.87	Technology
⊕ Amazon.com Inc	3.86	23.30	0.00	Consumer Cyclical
⊕ Meta Platforms Inc Class A	2.83	26.13	26.24	Communication Svc
⊕ Broadcom Inc	2.26	28.39	19.41	Technology
⊕ Alphabet Inc Class A	2.00	30.39	-6.69	Communication Svc
⊕ Tesla Inc	1.93	32.32	-21.34	Consumer Cyclical
⊕ Berkshire Hathaway Inc Class B	1.84	34.16	7.17	Financial Services
⊕ Alphabet Inc Class C	1.63	35.79	-6.64	Communication Svc
⊕ JPMorgan Chase & Co	1.45	37.24	22.05	Financial Services
⊕ Visa Inc Class A	1.25	38.49	12.72	Financial Services
⊕ Eli Lilly and Co	1.16	39.65	1.36	Healthcare
⊕ Netflix Inc	1.03	40.68	50.24	Communication Svc
⊕ Mastercard Inc Class A	0.95	41.63	7.01	Financial Services

Total Holdings 509

⊕ Increase ⊖ Decrease ✨ New to Portfolio

Vanguard Developed Markets Index Admiral VTMGX

Morningstar Category
Foreign Large Blend

Morningstar Index
MSCI ACWI Ex USA NR USD

Portfolio Manager(s)

Christine Franquin since 02-2013
Michael Perre since 11-2017
Nicole Brubaker since 02-2025

Quantitative Screens

- Performance: The fund has finished in the Foreign Large Blend category's top three quartiles in 10 of the 10 years it's been in existence.
- Management: The fund's management has been in place for 12.36 years.
- Style: The fund has landed in its primary style box — Large Blend — 100 % of the time over the past three years.
- Net Expense: The fund's expense ratio of 0.05 is 93.83% lower than the Foreign Large Blend category average.

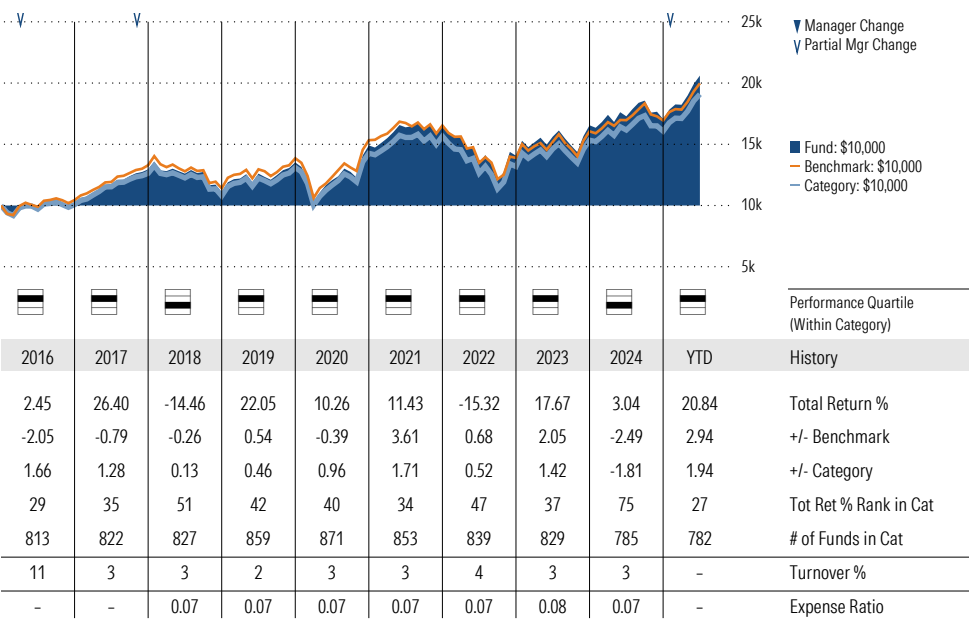
Morningstar Investment Management LLC Analysis

This fund passes all of Morningstar Investment Management's quantitative screens. Morningstar Investment Management has also assessed the fund from a qualitative perspective and, as a fiduciary, is comfortable recommending the fund's use in retirement plans.

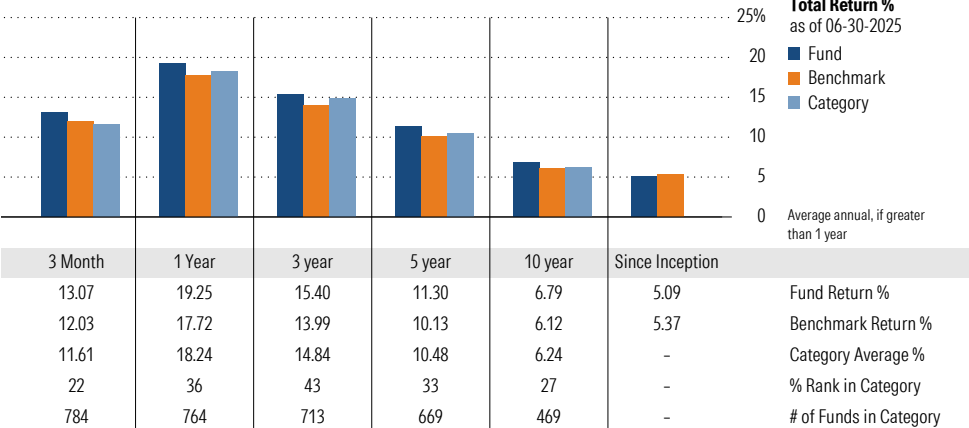
ESG Metrics

Metric	Rating	Updated
Sustainability Rating	3	05-31-2025
Carbon Risk Score	Low Risk	12-31-2022
ESG Commitment	1-Low	02-15-2022

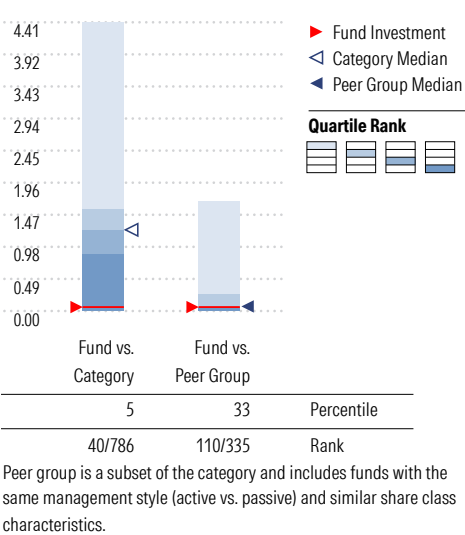
Growth of \$10,000



Trailing Performance



Net Expense



3-Year Risk Metrics

	Fund	Bmark	Cat
Alpha	0.30	-	0.55
Beta	1.08	-	1.02
R-Squared	95.26	-	92.02
Standard Deviation	16.61	14.96	15.88
Sharpe Ratio	0.66	0.63	0.65
Tracking Error	3.83	-	4.43
Information Ratio	0.37	-	0.19
Up Capture Ratio	113.52	-	105.71
Down Capture Ratio	116.28	-	105.97

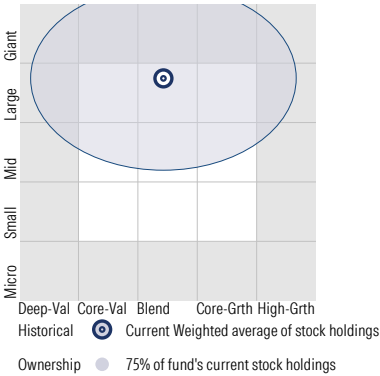
Portfolio Metrics

	Fund	Bmark	Cat
Price/Earnings Ratio	16.22	16.35	16.81
Price/Book Ratio	1.71	1.91	1.99
Geom Avg Mkt Cap \$B	36.59	57.95	65.68
ROE	15.64	17.20	18.02

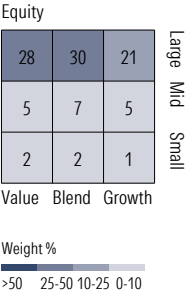
Vanguard Developed Markets Index Admiral VTMGX

Morningstar Category Foreign Large Blend
Morningstar Index MSCI ACWI Ex USA NR USD

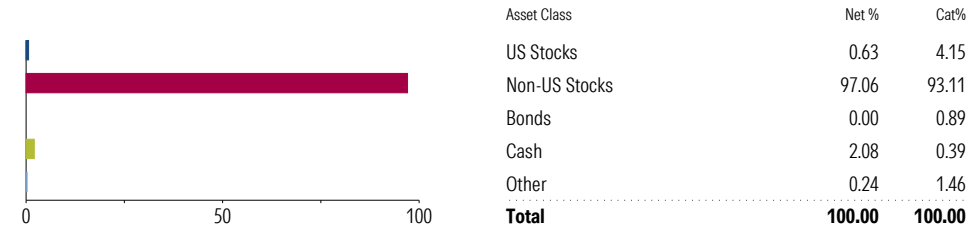
Style Analysis as of 06-30-2025
Morningstar Style Box™



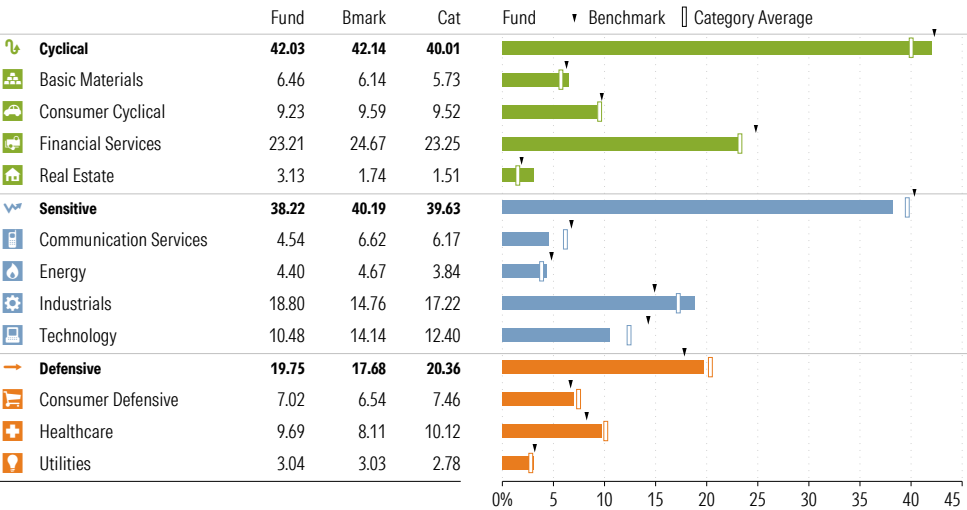
Style Breakdown




Asset Allocation as of 06-30-2025



Sector Weighting as of 06-30-2025



World Regions % Equity 06-30-2025



Top 10 Holdings as of 06-30-2025

Name	% Net Asset	Cumulative %	YTD Return %	Morningstar Sector
⊕ Silbh1142	1.61	1.61	-	-
⊕ SAP SE	1.30	2.91	-	Technology
⊕ ASML Holding NV	1.12	4.03	-	Technology
⊕ Nestle SA	1.07	5.10	-	Consumer Defensive
⊕ Novartis AG Registered Shares	0.89	6.00	-	Healthcare
⊕ Novo Nordisk AS Class B	0.89	6.89	-17.78	Healthcare
⊕ Roche Holding AG	0.87	7.76	19.85	Healthcare
⊕ Toyota Motor Corp	0.86	8.62	-	Consumer Cyclical
⊕ AstraZeneca PLC	0.86	9.48	-	Healthcare
⊕ HSBC Holdings PLC	0.82	10.30	-	Financial Services

Total Holdings 3886

⊕ Increase ⊖ Decrease ✨ New to Portfolio

Vanguard Growth Index Admiral VIGAX

Morningstar Category
Large Growth
Morningstar Index
Russell 1000 Growth TR USD

Portfolio Manager(s)

Gerard O'Reilly since 12-1994
Aaron Choi since 02-2025
Jena Stenger since 02-2025

Quantitative Screens

- Performance: The fund has finished in the Large Growth category's top three quartiles in 10 of the 10 years it's been in existence.
- Management: The fund's management has been in place for 30.52 years.
- Style: The fund has landed in its primary style box — Large Growth — 100 % of the time over the past three years.
- Net Expense: The fund's expense ratio of 0.05 is 94.51% lower than the Large Growth category average.

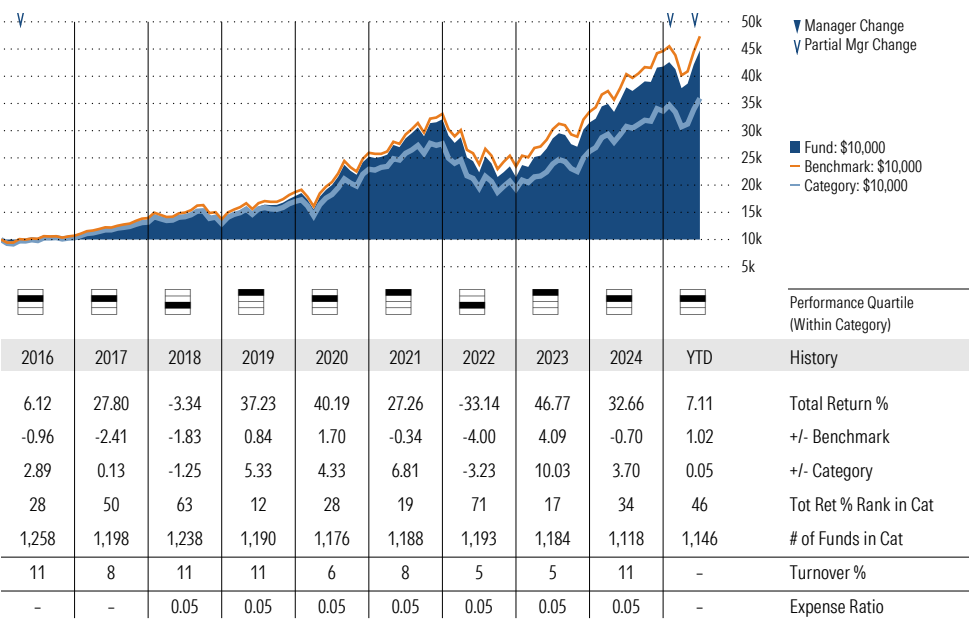
Morningstar Investment Management LLC Analysis

This fund passes all of Morningstar Investment Management's quantitative screens. Morningstar Investment Management has also assessed the fund from a qualitative perspective and, as a fiduciary, is comfortable recommending the fund's use in retirement plans.

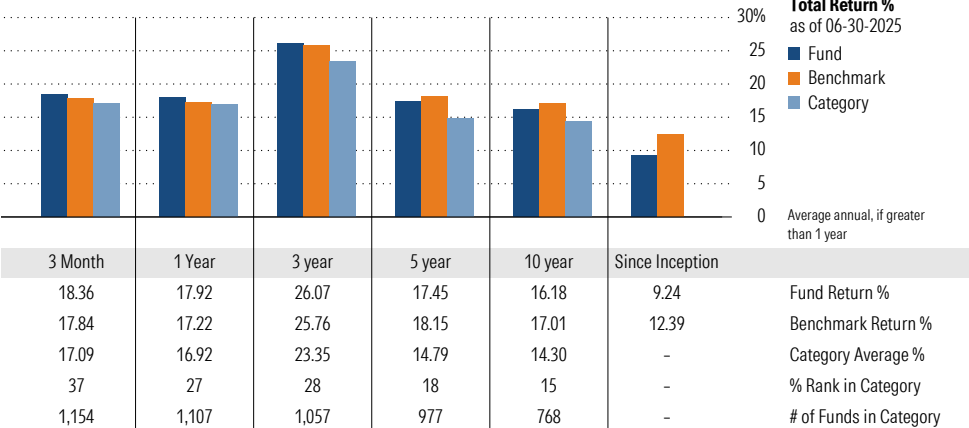
ESG Metrics

Metric	Rating	Updated
Sustainability Rating	3	05-31-2025
Carbon Risk Score	Low Risk	12-31-2022
ESG Commitment	1-Low	02-15-2022

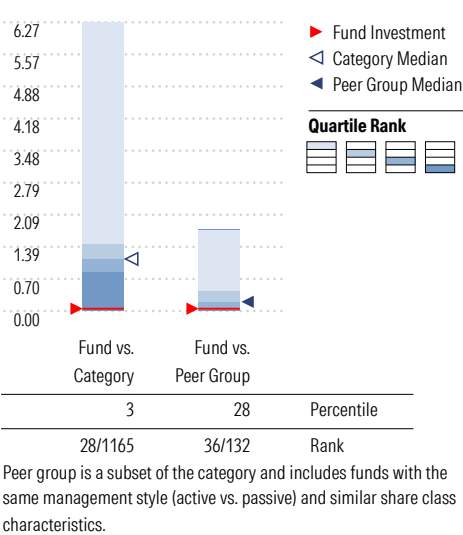
Growth of \$10,000



Trailing Performance



Net Expense



3-Year Risk Metrics

	Fund	Bmark	Cat
Alpha	-0.91	-	-1.68
Beta	1.05	-	1.00
R-Squared	99.10	-	91.76
Standard Deviation	19.73	18.62	19.47
Sharpe Ratio	1.04	1.08	0.94
Tracking Error	2.14	-	5.45
Information Ratio	0.15	-	-0.53
Up Capture Ratio	102.85	-	97.17
Down Capture Ratio	104.96	-	104.72

Portfolio Metrics

	Fund	Bmark	Cat
Price/Earnings Ratio	35.37	37.27	34.72
Price/Book Ratio	10.90	13.38	9.69
Geom Avg Mkt Cap \$B	673.54	752.83	598.33
ROE	40.77	44.95	37.10

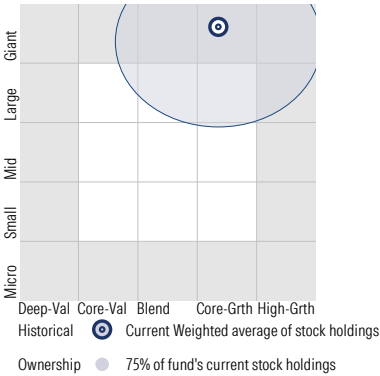
Vanguard Growth Index Admiral VIGAX

Morningstar Category
Large Growth

Morningstar Index
Russell 1000 Growth TR USD

Style Analysis as of 06-30-2025

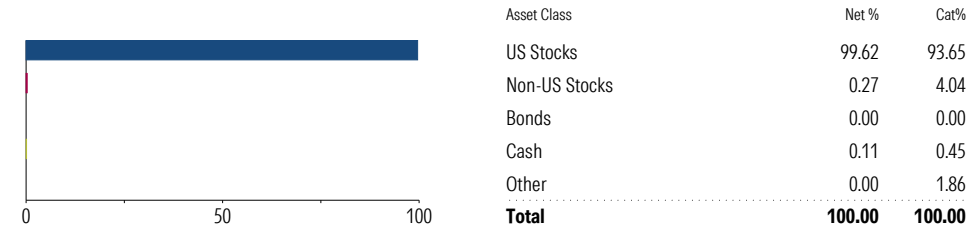
Morningstar Style Box™



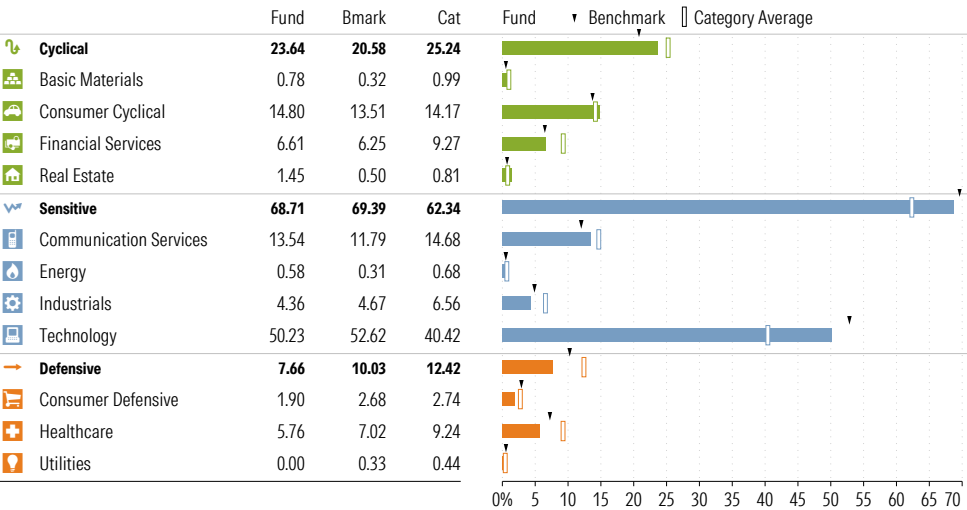
Style Breakdown



Asset Allocation as of 06-30-2025



Sector Weighting as of 06-30-2025



Top 15 Holdings as of 06-30-2025

Name	% Net Asset	Cumulative %	YTD Return %	Morningstar Sector
⊕ Microsoft Corp	11.32	11.32	18.40	Technology
⊕ NVIDIA Corp	10.30	21.62	17.66	Technology
⊕ Apple Inc	10.08	31.69	-17.87	Technology
⊕ Amazon.com Inc	6.29	37.98	0.00	Consumer Cyclical
⊕ Meta Platforms Inc Class A	4.37	42.35	26.24	Communication Svc
⊕ Broadcom Inc	3.97	46.32	19.41	Technology
⊕ Tesla Inc	3.32	49.65	-21.34	Consumer Cyclical
⊕ Alphabet Inc Class A	3.21	52.86	-6.69	Communication Svc
⊕ Alphabet Inc Class C	2.59	55.45	-6.64	Communication Svc
⊕ Eli Lilly and Co	2.21	57.65	1.36	Healthcare
⊕ Visa Inc Class A	2.15	59.81	12.72	Financial Services
⊕ Netflix Inc	1.82	61.63	50.24	Communication Svc
⊕ Mastercard Inc Class A	1.68	63.31	7.01	Financial Services
⊕ Costco Wholesale Corp	1.63	64.94	8.31	Consumer Defensive
⊕ Palantir Technologies Inc Ordinary Shares - Class A	1.01	65.95	80.25	Technology

Total Holdings 169

⊕ Increase ⊖ Decrease ✨ New to Portfolio

Vanguard Interm-Term Bond Index Adm VBILX

Morningstar Category
Intermediate Core Bond

Morningstar Index
Bloomberg US Agg Bond TR USD

Portfolio Manager(s)

Joshua Barrickman since 04-2008

Quantitative Screens

- Performance: The fund has finished in the Intermediate Core Bond category's top three quartiles in 9 of the 10 years it's been in existence.
- Management: The fund's management has been in place for 17.19 years.

Style Consistency is not calculated for Fixed Income funds.

- Net Expense: The fund's expense ratio of 0.06 is 88% lower than the Intermediate Core Bond category average.

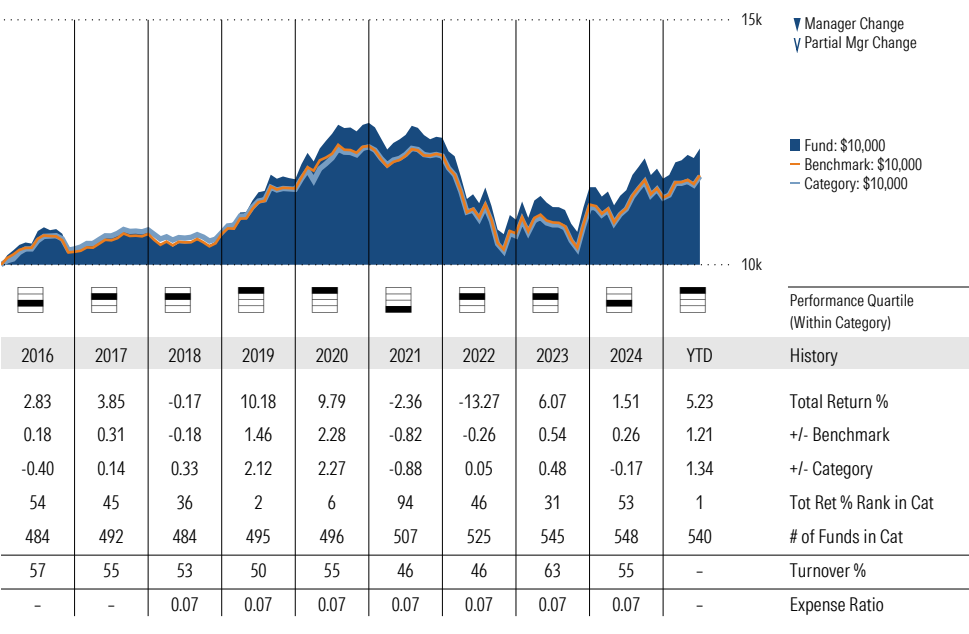
Morningstar Investment Management LLC Analysis

This fund passes all of Morningstar Investment Management's quantitative screens. Morningstar Investment Management has also assessed the fund from a qualitative perspective and, as a fiduciary, is comfortable recommending the fund's use in retirement plans.

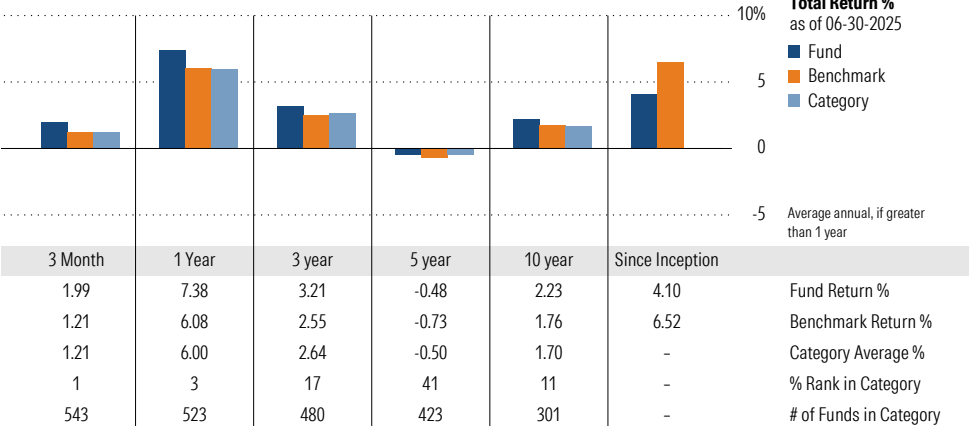
ESG Metrics

Metric	Rating	Updated
Sustainability Rating	2	05-31-2025
ESG Commitment	1-Low	02-15-2022

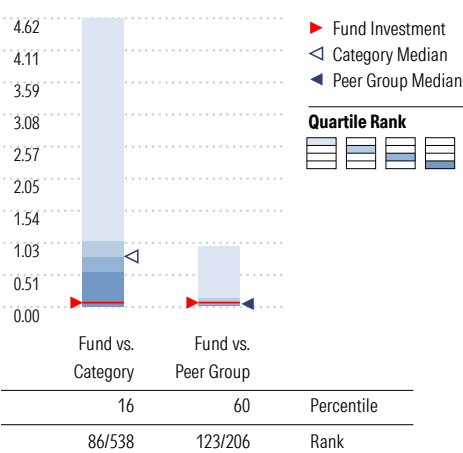
Growth of \$10,000



Trailing Performance



Net Expense



Peer group is a subset of the category and includes funds with the same management style (active vs. passive) and similar share class characteristics.

3-Year Risk Metrics

	Fund	Bmark	Cat
Alpha	0.53	-	0.08
Beta	1.05	-	0.98
R-Squared	98.81	-	98.46
Standard Deviation	7.70	7.30	7.25
Sharpe Ratio	-0.17	-0.28	-0.27
Tracking Error	0.91	-	0.84
Information Ratio	0.72	-	-0.03
Up Capture Ratio	109.06	-	98.39
Down Capture Ratio	104.38	-	97.58

Portfolio Metrics

	Fund	Bmark	Cat
Avg Eff Duration	6.10	4.43	5.70
Avg Eff Maturity	7.30	-	8.66

Vanguard Interm-Term Bond Index Adm VBILX

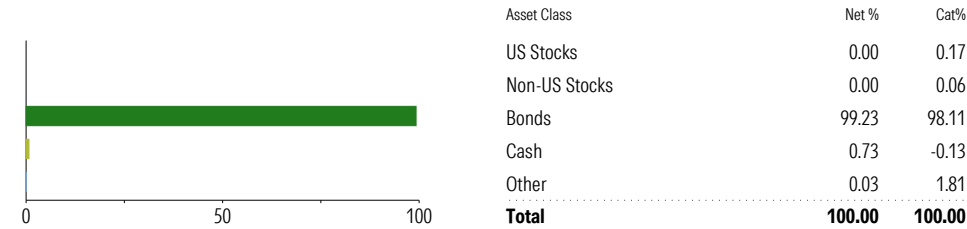
Morningstar Category Intermediate Core Bond
Morningstar Index Bloomberg US Agg Bond TR USD

Style Analysis as of 06-30-2025

Style Breakdown

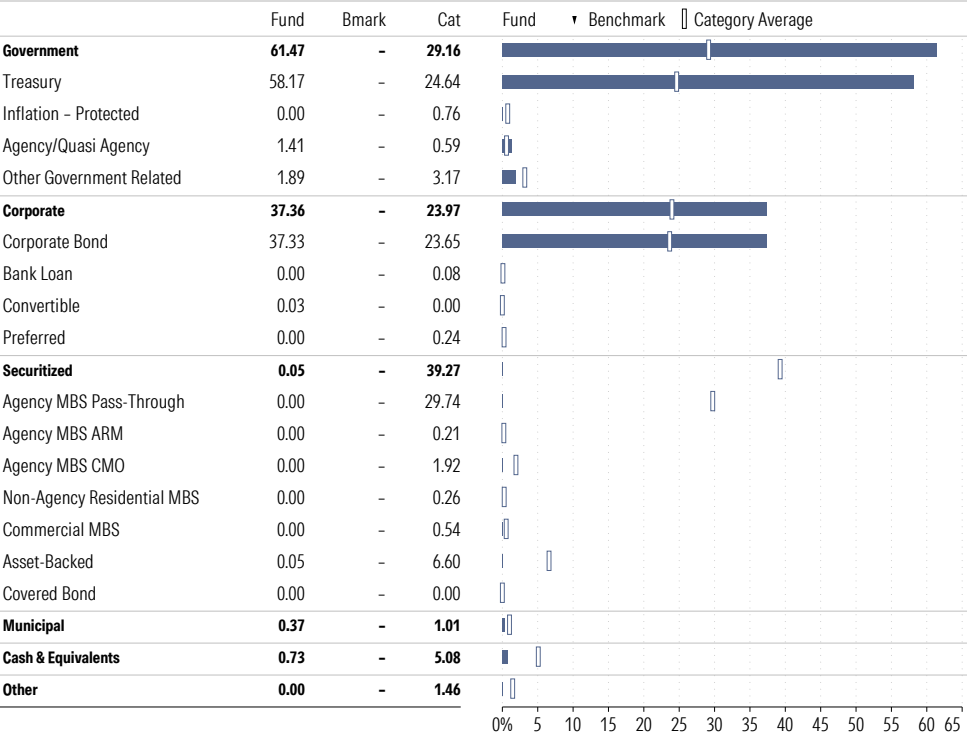


Asset Allocation as of 06-30-2025



Credit Rating Breakdown	Fund	Bmark	Cat
AAA	59.77	3.53	16.42
AA	2.68	74.59	47.36
A	16.79	10.82	22.38
BBB	20.79	8.32	11.54
BB	0.00	0.28	0.68
B	0.00	0.00	0.29
Below B	0.00	0.00	0.07
Not Rated	-0.03	2.46	1.25

Sector Weighting as of 06-30-2025



Top 10 Holdings as of 06-30-2025

Name	Maturity Date	% Net Asset	Cumulative %	Fixed Income Sector
United States Treasury Notes	-	2.26	2.26	-
⊕ United States Treasury Notes	-	2.23	4.49	-
⊖ United States Treasury Notes	-	2.15	6.64	-
⊖ United States Treasury Notes	-	2.13	8.77	-
⊖ United States Treasury Notes	-	2.10	10.87	-
⊕ United States Treasury Notes	-	2.06	12.92	-
⊖ United States Treasury Notes	-	2.01	14.94	-
United States Treasury Notes	-	1.99	16.93	-
⊖ United States Treasury Notes	-	1.98	18.90	-
United States Treasury Notes	-	1.87	20.77	-

Total Holdings 2284

⊕ Increase ⊖ Decrease ✱ New to Portfolio



Vanguard LifeStrategy Cnsrv Gr Inv VSCGX

Morningstar Category
Global Moderately
Conservative Allocation

Morningstar Index
Morningstar Mod Con Tgt Risk TR USD

Portfolio Manager(s)

Walter Nejman since 02-2022
Aur lie Denis since 02-2023
Michael Roach since 02-2023
Roger Aliaga-Diaz since 02-2023

Quantitative Screens

- Performance: The fund has finished in the Global Moderately Conservative Allocation category's top three quartiles in 8 of the 10 years it's been in existence.
- Management: The fund's management has been in place for 3.35 years.
- Style: The fund has landed in its primary style box — Large Blend — 100 % of the time over the past three years.
- Net Expense: The fund's expense ratio of 0.12 is 87.63% lower than the Global Moderately Conservative Allocation category average.

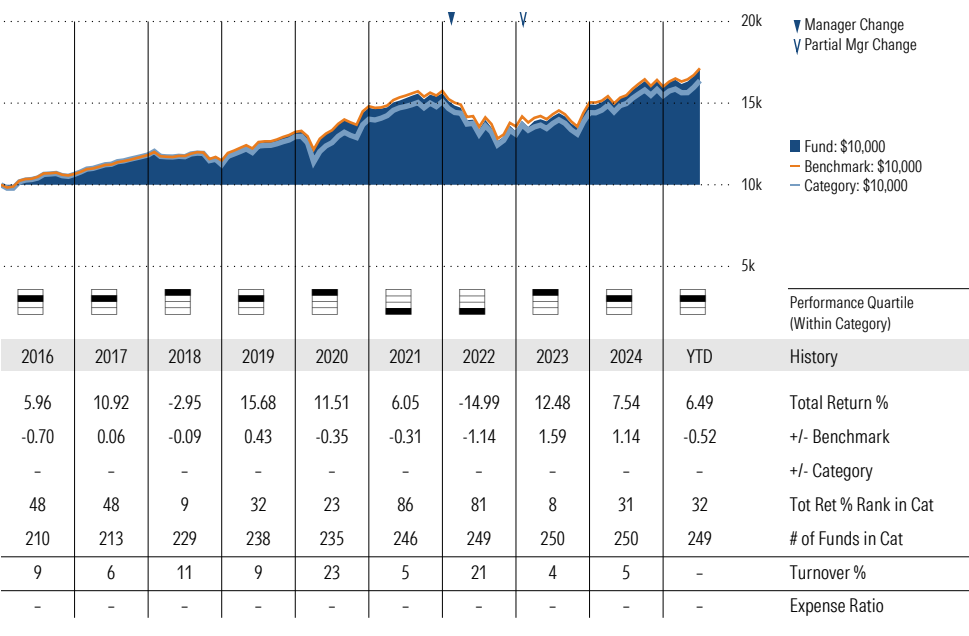
Morningstar Investment Management LLC Analysis

This fund passes all of Morningstar Investment Management's quantitative screens. Morningstar Investment Management has also assessed the fund from a qualitative perspective and, as a fiduciary, is comfortable recommending the fund's use in retirement plans.

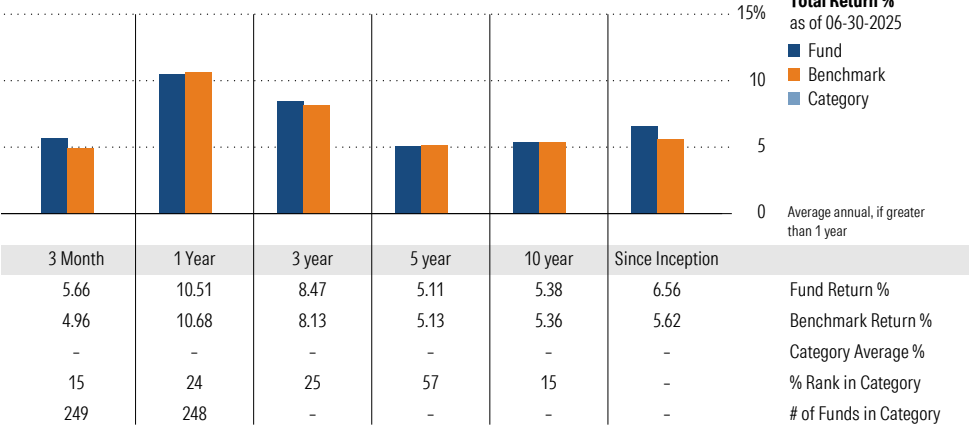
ESG Metrics

Metric	Rating	Updated
Sustainability Rating	3	05-31-2025
ESG Commitment	1-Low	07-19-2023

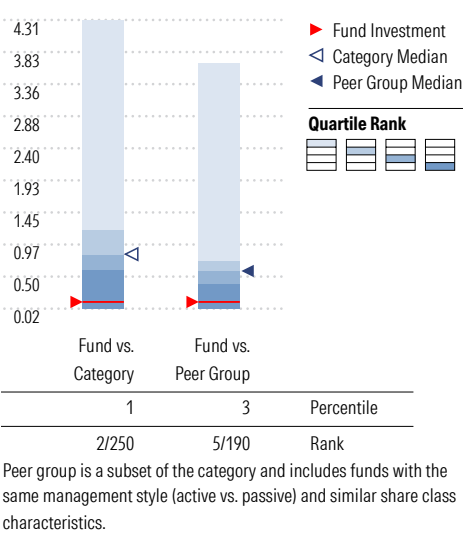
Growth of \$10,000



Trailing Performance



Net Expense



3-Year Risk Metrics

	Fund	Bmark	Cat
Alpha	0.47	-	0.00
Beta	0.98	-	0.94
R-Squared	98.59	-	95.41
Standard Deviation	9.47	9.59	9.27
Sharpe Ratio	0.40	0.37	0.33
Tracking Error	1.14	-	2.05
Information Ratio	0.30	-	-0.24
Up Capture Ratio	100.59	-	94.71
Down Capture Ratio	97.99	-	95.32

Portfolio Metrics

	Fund	Bmark	Cat
Price/Earnings Ratio	20.06	20.79	21.36
Price/Book Ratio	2.63	2.67	2.76
Avg Eff Duration	6.17	-	4.83

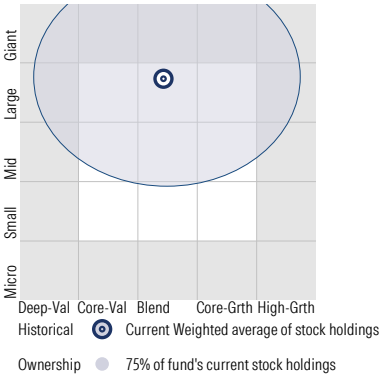
Vanguard LifeStrategy Cnsrv Gr Inv VSCGX

Morningstar Category
Global Moderately
Conservative Allocation

Morningstar Index
Morningstar Mod Con Tgt Risk TR USD

Style Analysis as of 06-30-2025

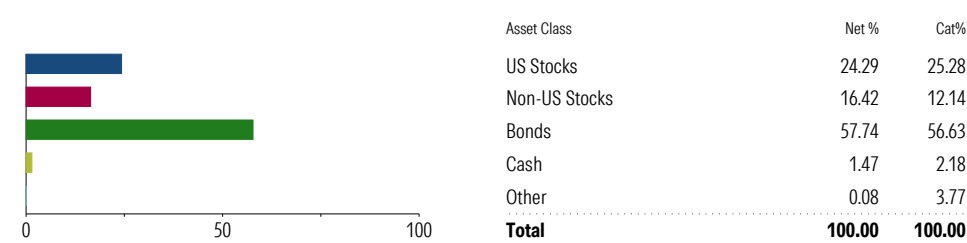
Morningstar Style Box™



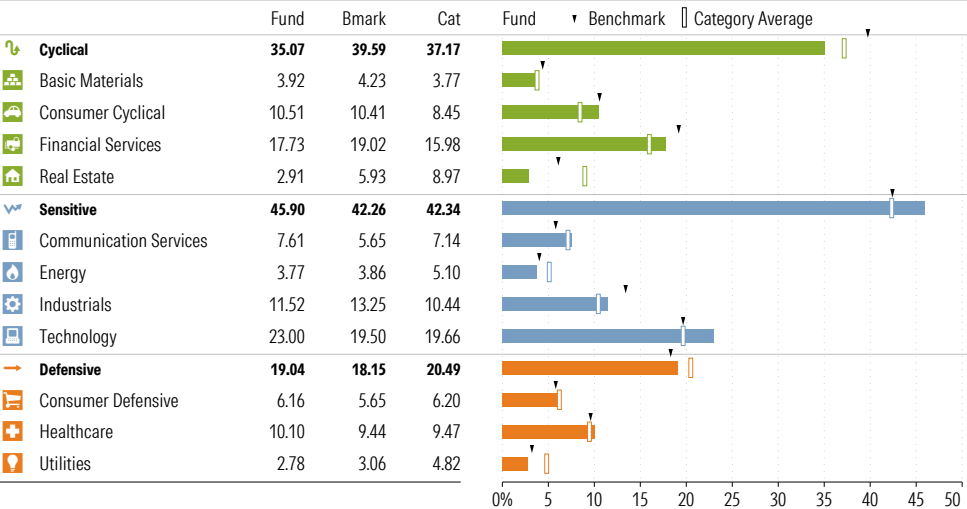
Style Breakdown



Asset Allocation as of 06-30-2025



Sector Weighting as of 06-30-2025



Top 6 Holdings as of 06-30-2025

Name	Maturity Date	% Net Asset	Cumulative %	YTD Return %	Morningstar Sector
⊕ Vanguard Total Bond Market II Idx Inv	-	40.36	40.36	-	-
⊖ Vanguard Total Stock Mkt Idx Inv	-	24.47	64.83	-	-
⊖ Vanguard Total Intl Bd II Idx Investor	-	17.73	82.56	-	-
⊖ Vanguard Total Intl Stock Index Inv	-	16.79	99.35	-	-
⊕ Mktliq 12/31/2049	-	0.65	100.00	-	-
⊕ Us Dollar	-	0.00	100.00	-	-

Total Holdings 6

⊕ Increase ⊖ Decrease ✱ New to Portfolio

Vanguard LifeStrategy Growth Inv VASGX

Morningstar Category
Global Moderately Aggressive Allocation

Morningstar Index
Morningstar Mod Agg Tgt Risk TR USD

Portfolio Manager(s)

Walter Nejman since 02-2022
Aur lie Denis since 02-2023
Michael Roach since 02-2023
Roger Aliaga-Diaz since 02-2023

Quantitative Screens

- Performance: The fund has finished in the Global Moderately Aggressive Allocation category's top three quartiles in 10 of the 10 years it's been in existence.
- Management: The fund's management has been in place for 3.35 years.
- Style: The fund has landed in its primary style box — Large Blend — 100 % of the time over the past three years.
- Net Expense: The fund's expense ratio of 0.14 is 85.71% lower than the Global Moderately Aggressive Allocation category average.

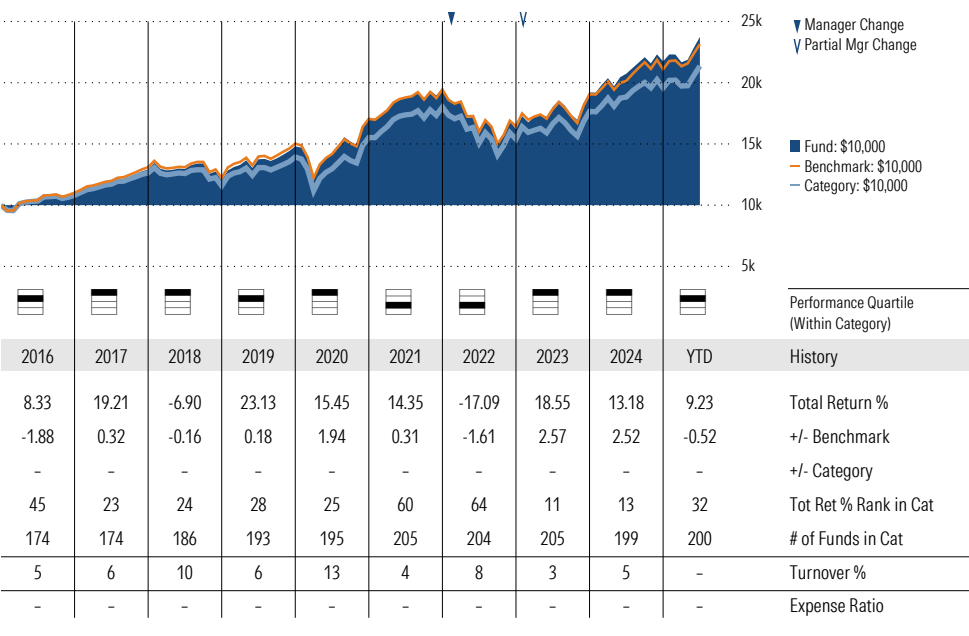
Morningstar Investment Management LLC Analysis

This fund passes all of Morningstar Investment Management's quantitative screens. Morningstar Investment Management has also assessed the fund from a qualitative perspective and, as a fiduciary, is comfortable recommending the fund's use in retirement plans.

ESG Metrics

Metric	Rating	Updated
Sustainability Rating	3	05-31-2025
ESG Commitment	1-Low	07-19-2023
Carbon Risk Score	Low Risk	12-31-2022

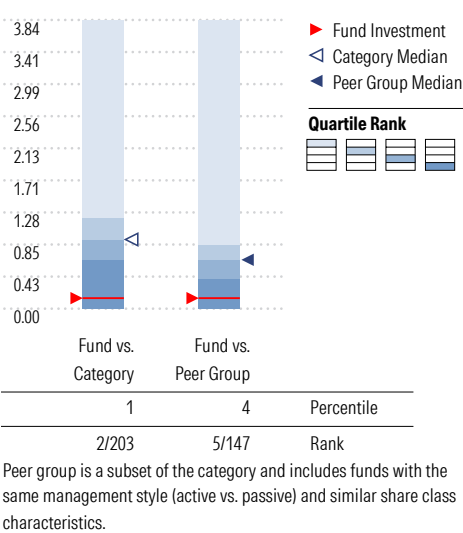
Growth of \$10,000



Trailing Performance



Net Expense



3-Year Risk Metrics

	Fund	Bmark	Cat
Alpha	0.96	-	-0.15
Beta	0.99	-	0.96
R-Squared	98.22	-	93.26
Standard Deviation	13.15	13.12	13.00
Sharpe Ratio	0.71	0.64	0.60
Tracking Error	1.75	-	3.21
Information Ratio	0.56	-	-0.25
Up Capture Ratio	102.33	-	95.48
Down Capture Ratio	98.16	-	96.84

Portfolio Metrics

	Fund	Bmark	Cat
Price/Earnings Ratio	20.06	20.11	21.22
Price/Book Ratio	2.63	2.50	2.79
Avg Eff Duration	6.18	-	-

Vanguard LifeStrategy Growth Inv VASGX

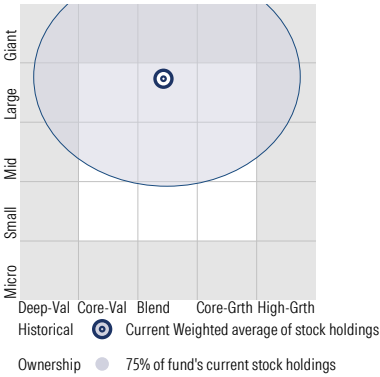
Morningstar Category
Global Moderately

Morningstar Index
Morningstar Mod Agg Tgt Risk TR USD

Aggressive Allocation

Style Analysis as of 06-30-2025

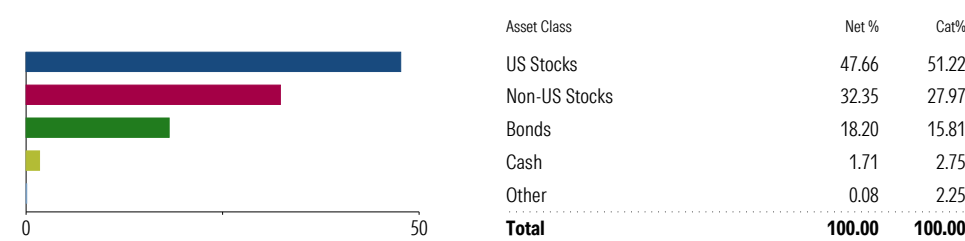
Morningstar Style Box™



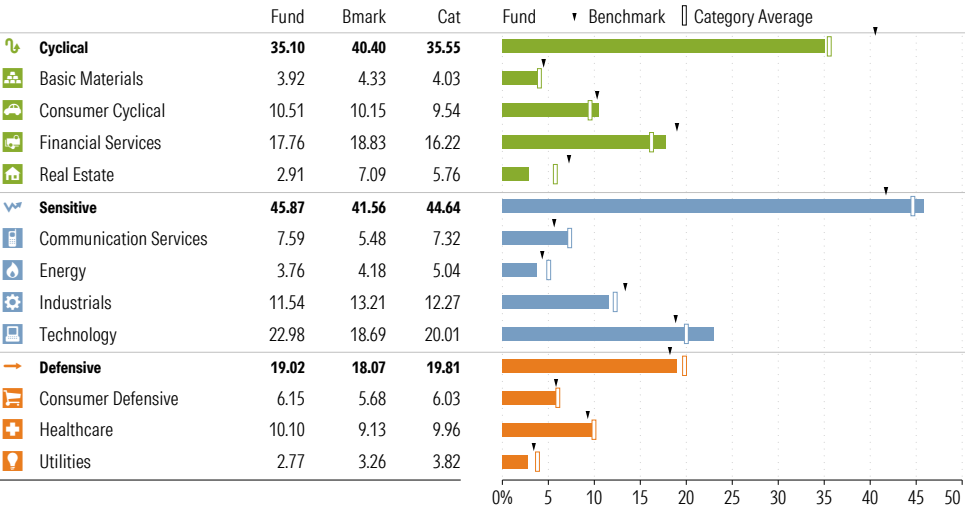
Style Breakdown



Asset Allocation as of 06-30-2025



Sector Weighting as of 06-30-2025



Top 6 Holdings as of 06-30-2025

Name	Maturity Date	% Net Asset	Cumulative %	YTD Return %	Morningstar Sector
⊕ Vanguard Total Stock Mkt Idx Inv	-	48.00	48.00	-	-
⊖ Vanguard Total Intl Stock Index Inv	-	33.08	81.09	-	-
⊖ Vanguard Total Bond Market II Idx Inv	-	12.51	93.60	-	-
⊖ Vanguard Total Intl Bd II Idx Investor	-	5.81	99.41	-	-
⊕ Mktliq 12/31/2049	-	0.60	100.00	-	-
⊕ Us Dollar	-	0.00	100.01	-	-

Total Holdings 6

⊕ Increase ⊖ Decrease ✱ New to Portfolio

Vanguard LifeStrategy Income Inv VASIX

Morningstar Category
Global Conservative
Allocation

Morningstar Index
Morningstar Con Tgt Risk TR USD

Portfolio Manager(s)
Walter Nejman since 02-2022
Aur lie Denis since 02-2023
Michael Roach since 02-2023
Roger Aliaga-Diaz since 02-2023

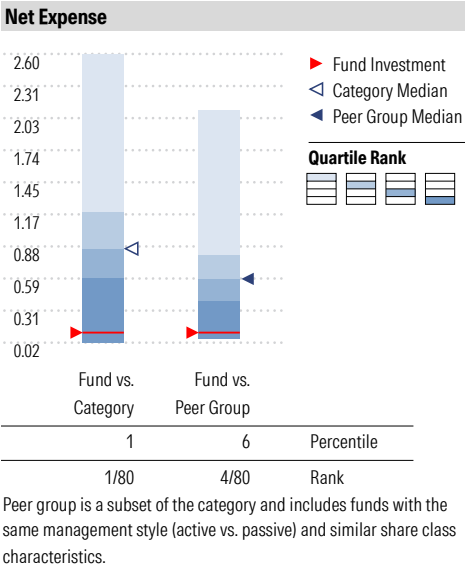
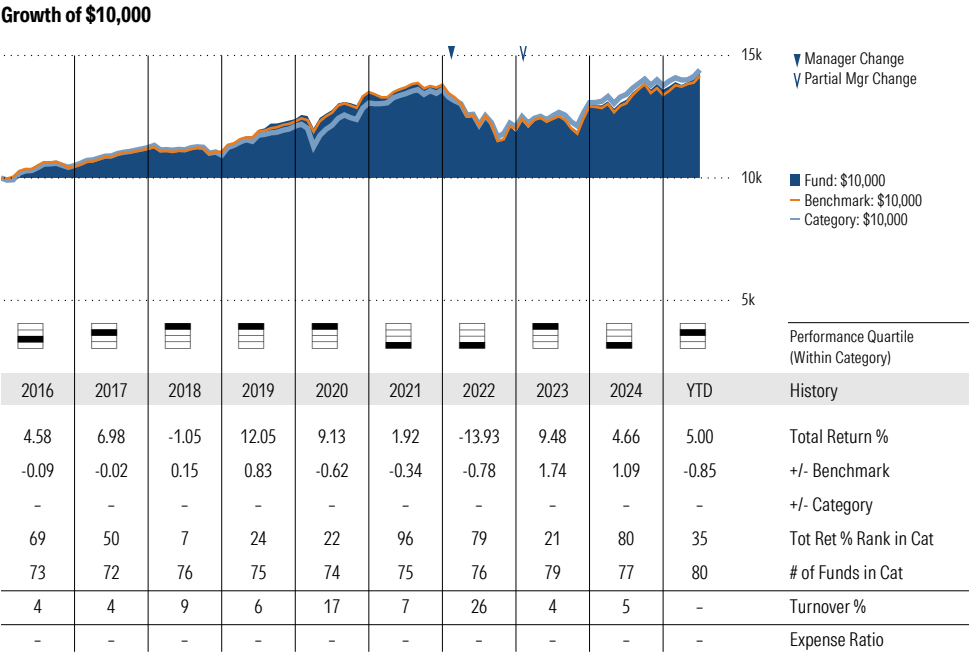
- Quantitative Screens**
- Performance: The fund has finished in the Global Conservative Allocation category's top three quartiles in 7 of the 10 years it's been in existence.
 - Management: The fund's management has been in place for 3.35 years.
 - Style: The fund has landed in its primary style box — Large Blend — 100 % of the time over the past three years.
 - Net Expense: The fund's expense ratio of 0.11 is 89% lower than the Global Conservative Allocation category average.

Morningstar Investment Management LLC Analysis

This fund passes all of Morningstar Investment Management's quantitative screens. Morningstar Investment Management has also assessed the fund from a qualitative perspective and, as a fiduciary, is comfortable recommending the fund's use in retirement plans.

ESG Metrics

Metric	Rating	Updated
Sustainability Rating	4	05-31-2025
ESG Commitment	1-Low	07-19-2023



3-Year Risk Metrics

	Fund	Bmark	Cat
Alpha	0.64	-	1.36
Beta	0.94	-	0.86
R-Squared	97.99	-	95.13
Standard Deviation	7.83	8.21	7.21
Sharpe Ratio	0.13	0.08	0.17
Tracking Error	1.20	-	2.11
Information Ratio	0.32	-	0.31
Up Capture Ratio	97.81	-	92.83
Down Capture Ratio	92.78	-	82.09

Portfolio Metrics

	Fund	Bmark	Cat
Price/Earnings Ratio	19.99	20.15	22.12
Price/Book Ratio	2.61	2.48	3.00
Avg Eff Duration	6.17	-	1.79

Vanguard LifeStrategy Income Inv VASIX

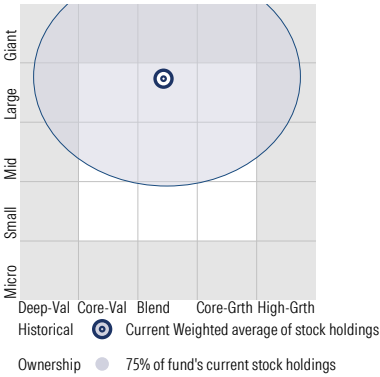
Morningstar Category
Global Conservative

Morningstar Index
Morningstar Con Tgt Risk TR USD

Allocation

Style Analysis as of 06-30-2025

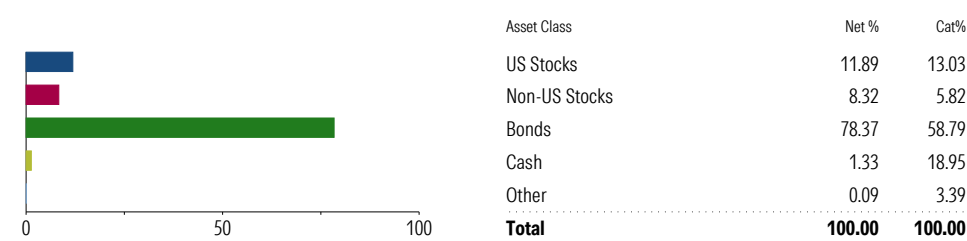
Morningstar Style Box™



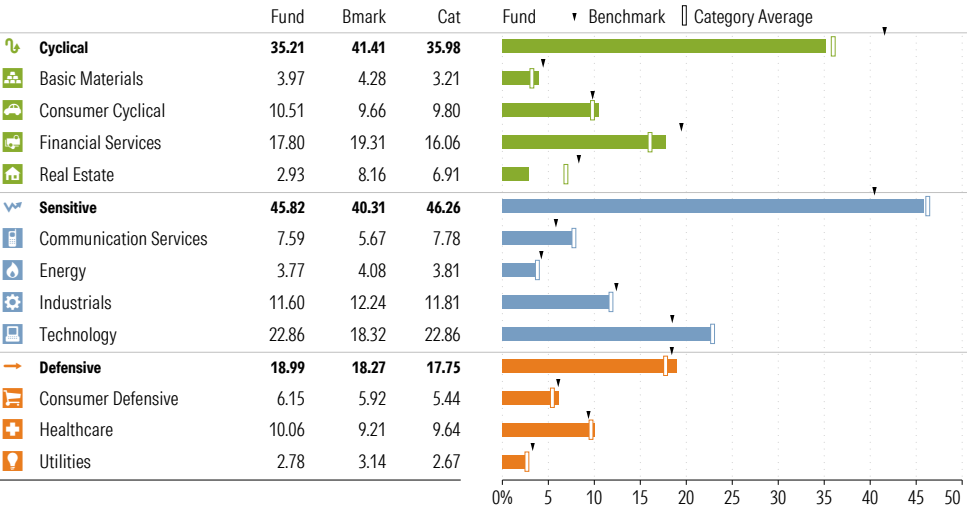
Style Breakdown



Asset Allocation as of 06-30-2025



Sector Weighting as of 06-30-2025



Top 6 Holdings as of 06-30-2025

Name	Maturity Date	% Net Asset	Cumulative %	YTD Return %	Morningstar Sector
⊖ Vanguard Total Bond Market II Idx Inv	-	55.07	55.07	-	-
⊖ Vanguard Total Intl Bd II Idx Investor	-	23.79	78.85	-	-
⊖ Vanguard Total Stock Mkt Idx Inv	-	11.97	90.83	-	-
⊖ Vanguard Total Intl Stock Index Inv	-	8.51	99.33	-	-
⊕ Mktliq 12/31/2049	-	0.64	99.97	-	-
⊕ Us Dollar	-	0.03	100.00	-	-

Total Holdings 6

⊕ Increase ⊖ Decrease ✱ New to Portfolio

Vanguard LifeStrategy Mod Gr Inv Shrs VSMGX

Morningstar Category
Global Moderate Allocation

Morningstar Index
Morningstar Mod Tgt Risk TR USD

Portfolio Manager(s)

Walter Nejman since 02-2022
Aur lie Denis since 02-2023
Michael Roach since 02-2023
Roger Aliaga-Diaz since 02-2023

Quantitative Screens

- Performance: The fund has finished in the Global Moderate Allocation category's top three quartiles in 10 of the 10 years it's been in existence.
- Management: The fund's management has been in place for 3.35 years.
- Style: The fund has landed in its primary style box — Large Blend — 100 % of the time over the past three years.
- Net Expense: The fund's expense ratio of 0.13 is 87% lower than the Global Moderate Allocation category average.

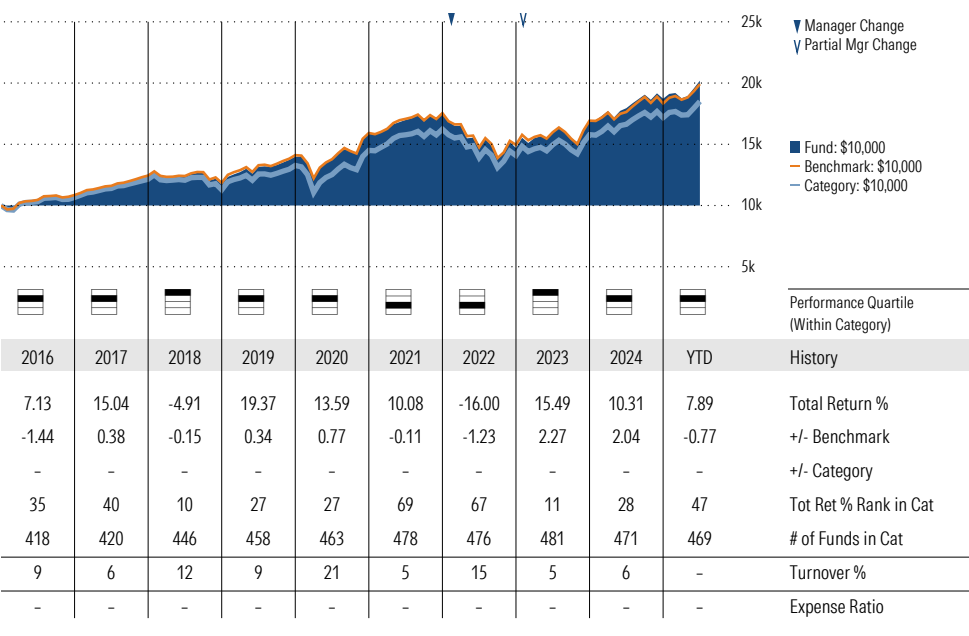
Morningstar Investment Management LLC Analysis

Although this fund technically fails the manager tenure screen due to changes in how the portfolio management team is listed, in fact the same team that oversees the strategy remains in place.

ESG Metrics

Metric	Rating	Updated
Sustainability Rating	3	05-31-2025
ESG Commitment	1-Low	07-19-2023
Carbon Risk Score	Low Risk	12-31-2022

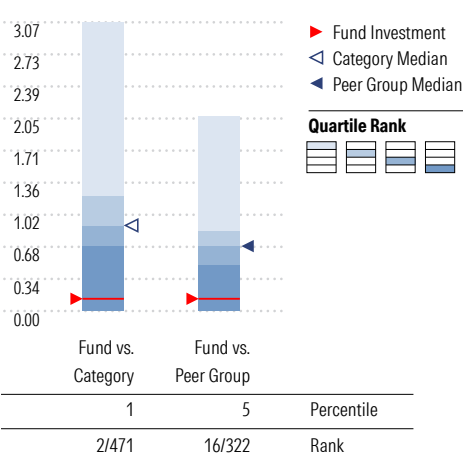
Growth of \$10,000



Trailing Performance



Net Expense



Peer group is a subset of the category and includes funds with the same management style (active vs. passive) and similar share class characteristics.

3-Year Risk Metrics

	Fund	Bmark	Cat
Alpha	0.92	-	0.16
Beta	0.98	-	0.94
R-Squared	98.29	-	93.16
Standard Deviation	11.27	11.45	11.19
Sharpe Ratio	0.58	0.52	0.49
Tracking Error	1.50	-	2.87
Information Ratio	0.50	-	-0.12
Up Capture Ratio	101.05	-	95.62
Down Capture Ratio	96.47	-	95.59

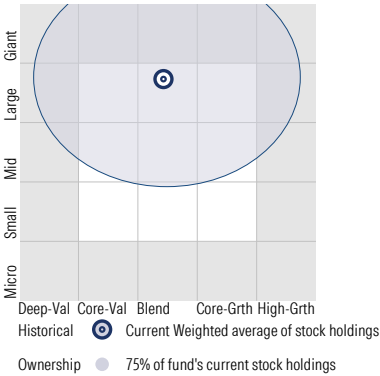
Portfolio Metrics

	Fund	Bmark	Cat
Price/Earnings Ratio	20.07	20.19	20.72
Price/Book Ratio	2.63	2.52	2.67
Avg Eff Duration	6.17	-	5.04

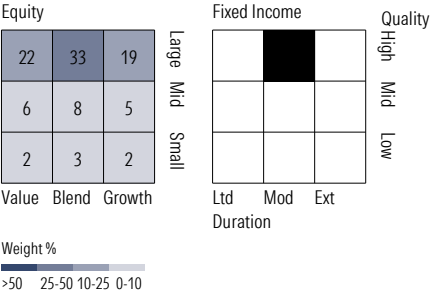
Vanguard LifeStrategy Mod Gr Inv Shrs VSMGX

Morningstar Category: Global Moderate Allocation
Morningstar Index: Morningstar Mod Tgt Risk TR USD

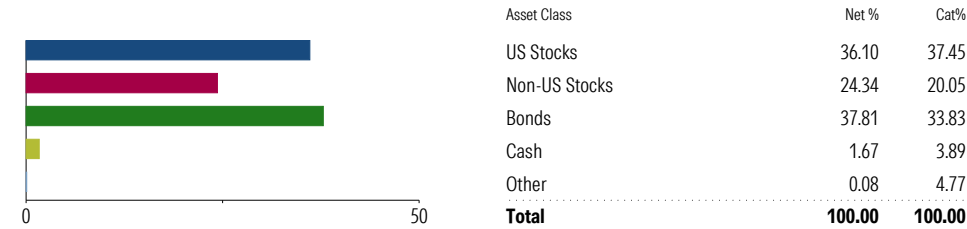
Style Analysis as of 06-30-2025
Morningstar Style Box™



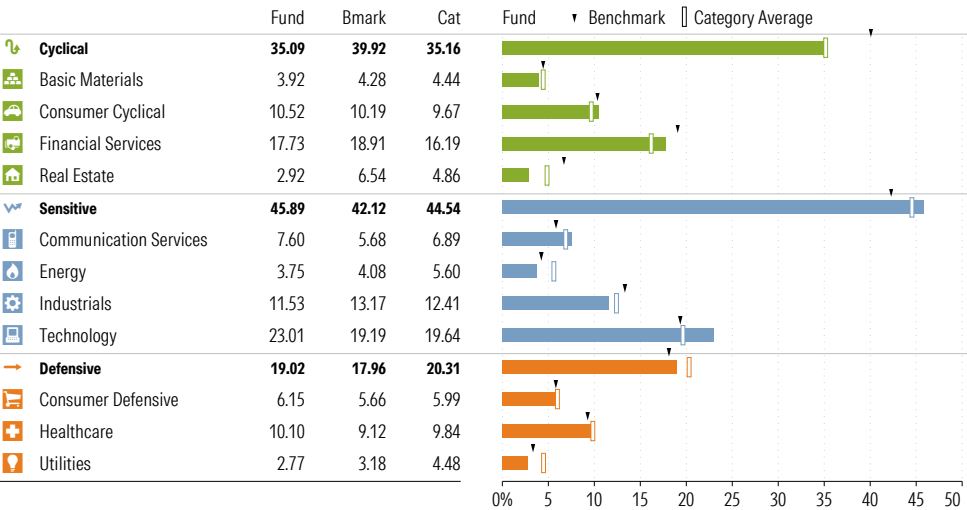
Style Breakdown



Asset Allocation as of 06-30-2025



Sector Weighting as of 06-30-2025



Top 6 Holdings as of 06-30-2025

Name	Maturity Date	% Net Asset	Cumulative %	YTD Return %	Morningstar Sector
⊖ Vanguard Total Stock Mkt Idx Inv	-	36.36	36.36	-	-
⊕ Vanguard Total Bond Market II Idx Inv	-	26.36	62.72	-	-
⊖ Vanguard Total Intl Stock Index Inv	-	24.89	87.61	-	-
⊖ Vanguard Total Intl Bd II Idx Investor	-	11.69	99.30	-	-
⊕ Mktliq 12/31/2049	-	0.67	99.97	-	-
⊕ Us Dollar	-	0.03	100.00	-	-

Total Holdings 6

⊕ Increase ⊖ Decrease ✱ New to Portfolio

Vanguard Mid Cap Index Admiral VIMAX

Morningstar Category
Mid-Cap Blend
Morningstar Index
Russell Mid Cap TR USD

Portfolio Manager(s)

Aaron Choi since 08-2023
Kenny Narzikul since 02-2025

Quantitative Screens

- Performance: The fund has finished in the Mid-Cap Blend category's top three quartiles in 9 of the 10 years it's been in existence.
- Management: The fund's management team has been in place for less than three years.
- Style: The fund has landed in its primary style box — Mid-Cap Blend — 100 % of the time over the past three years.
- Net Expense: The fund's expense ratio of 0.05 is 93.83% lower than the Mid-Cap Blend category average.

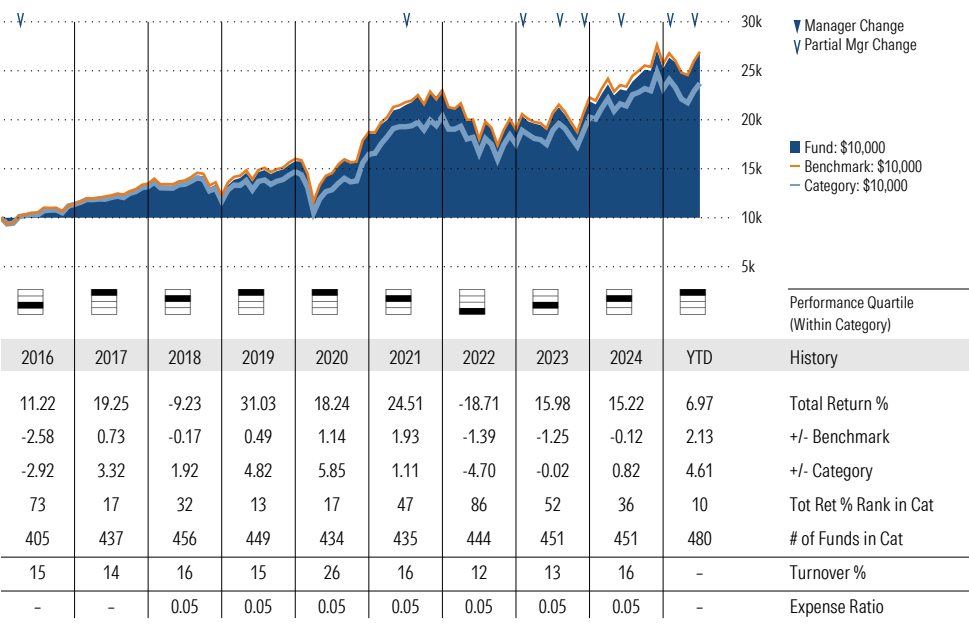
Morningstar Investment Management LLC Analysis

This fund fails the manager tenure screen due to the retirement of a long-serving manager. Since this is a team-managed index fund, we are not concerned about the change.

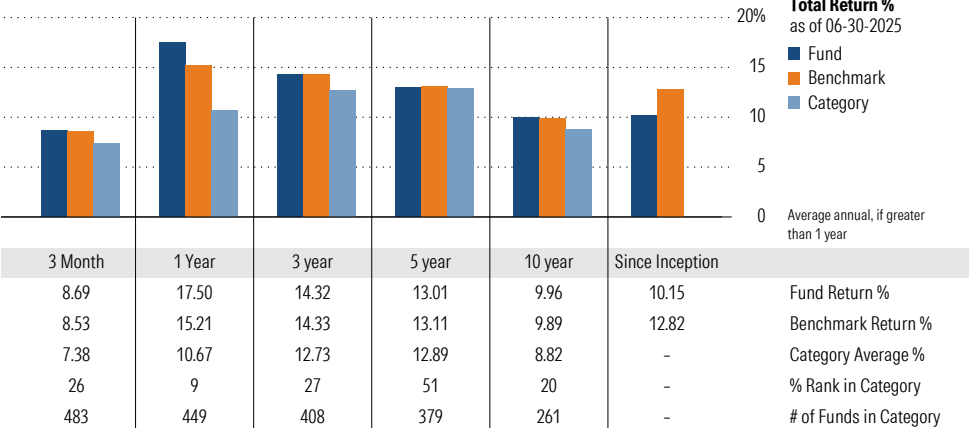
ESG Metrics

Metric	Rating	Updated
Sustainability Rating	4	05-31-2025
Carbon Risk Score	Medium Risk	12-31-2022
ESG Commitment	1-Low	02-15-2022

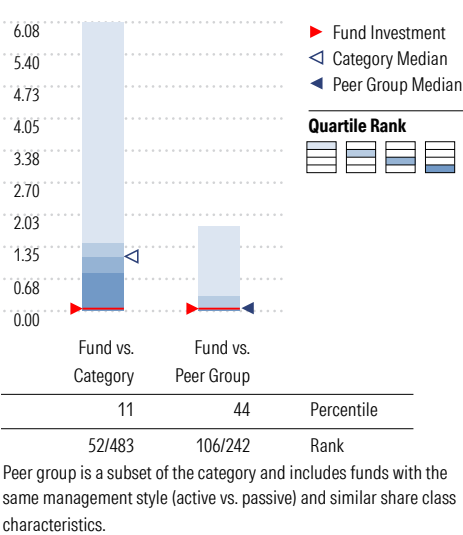
Growth of \$10,000



Trailing Performance



Net Expense



3-Year Risk Metrics

	Fund	Bmark	Cat
Alpha	0.38	-	-1.45
Beta	0.97	-	0.99
R-Squared	99.57	-	94.26
Standard Deviation	18.15	18.71	19.04
Sharpe Ratio	0.56	0.55	0.46
Tracking Error	1.34	-	4.55
Information Ratio	-0.01	-	-0.56
Up Capture Ratio	97.31	-	97.03
Down Capture Ratio	95.87	-	103.16

Portfolio Metrics

	Fund	Bmark	Cat
Price/Earnings Ratio	22.68	22.01	21.02
Price/Book Ratio	3.04	2.83	2.97
Geom Avg Mkt Cap \$B	36.12	22.35	15.34
ROE	20.28	18.15	20.02

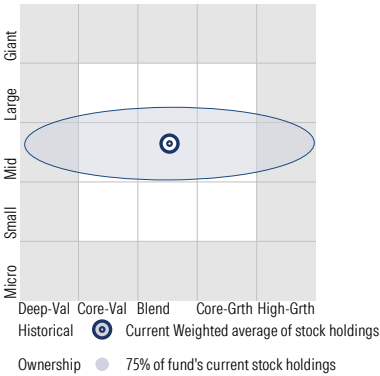
Vanguard Mid Cap Index Admiral VIMAX

Morningstar Category
Mid-Cap Blend

Morningstar Index
Russell Mid Cap TR USD

Style Analysis as of 06-30-2025

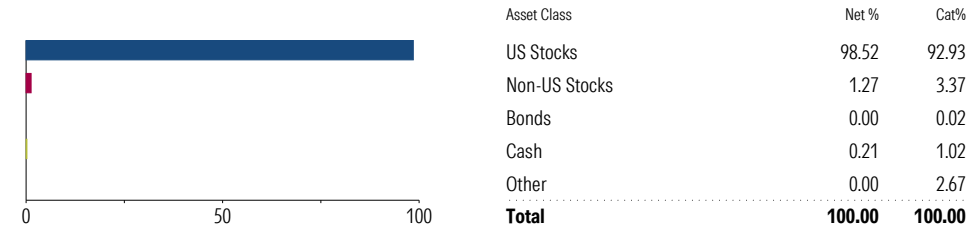
Morningstar Style Box™



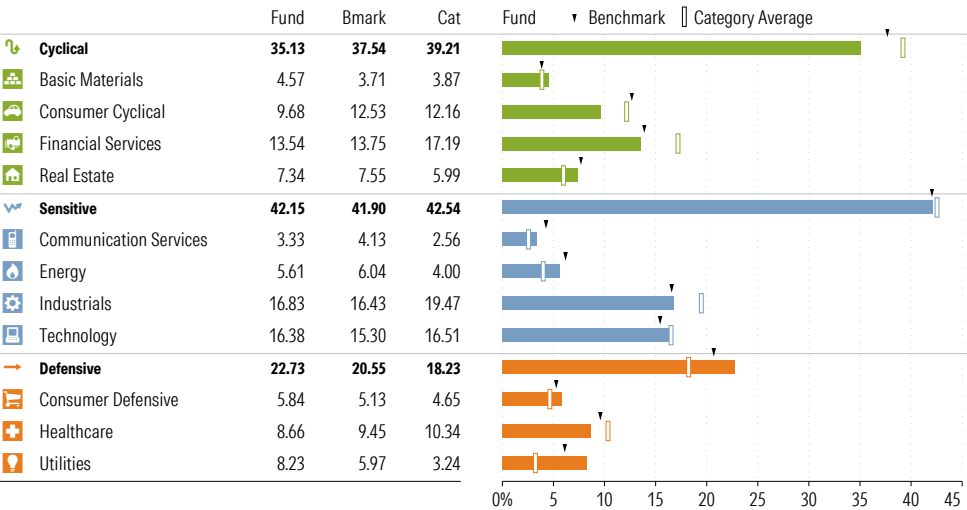
Style Breakdown



Asset Allocation as of 06-30-2025



Sector Weighting as of 06-30-2025



Top 15 Holdings as of 06-30-2025

Name	% Net Asset	Cumulative %	YTD Return %	Morningstar Sector
⊕ Amphenol Corp Class A	1.29	1.29	42.66	Technology
⊕ Constellation Energy Corp	1.14	2.44	-	Utilities
⊕ Arthur J. Gallagher & Co	1.05	3.49	13.24	Financial Services
⊕ TransDigm Group Inc	0.93	4.41	19.99	Industrials
⊕ Motorola Solutions Inc	0.82	5.24	-8.57	Technology
⊕ Howmet Aerospace Inc	0.82	6.05	70.37	Industrials
⊕ DoorDash Inc Ordinary Shares - Class A	0.81	6.86	46.95	Consumer Cyclical
⊕ Royal Caribbean Group	0.74	7.60	36.39	Consumer Cyclical
⊕ CRH PLC	0.73	8.33	0.02	Basic Materials
⊕ Newmont Corp	0.70	9.03	57.87	Basic Materials
⊕ Carrier Global Corp Ordinary Shares	0.69	9.73	7.55	Industrials
⊕ Digital Realty Trust Inc	0.68	10.41	-0.32	Real Estate
⊕ Allstate Corp	0.66	11.07	5.46	Financial Services
⊕ Vistra Corp	0.65	11.72	40.90	Utilities
⊕ Axon Enterprise Inc	0.64	12.36	39.31	Industrials

Total Holdings 309

⊕ Increase ⊖ Decrease ✨ New to Portfolio

Vanguard Real Estate Index Admiral VGSLX

Morningstar Category
Real Estate

Morningstar Index
S&P United States REIT TR USD

Portfolio Manager(s)

Gerard O'Reilly since 05-1996
Chris Nieves since 02-2025
Jena Stenger since 02-2025

Quantitative Screens

- Performance: The fund has finished in the Real Estate category's top three quartiles in 10 of the 10 years it's been in existence.
- Management: The fund's management has been in place for 29.15 years.
- Style: The fund has landed in its primary style box — Mid-Cap Blend — 91.43 % of the time over the past three years.
- Net Expense: The fund's expense ratio of 0.13 is 88.39% lower than the Real Estate category average.

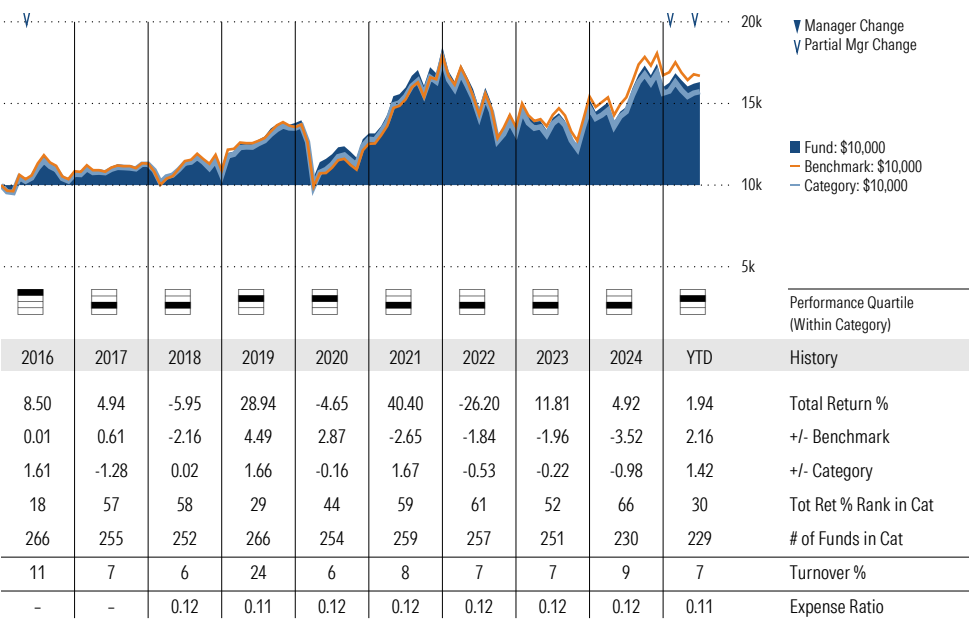
Morningstar Investment Management LLC Analysis

This fund passes all of Morningstar Investment Management's quantitative screens. Morningstar Investment Management has also assessed the fund from a qualitative perspective and, as a fiduciary, is comfortable recommending the fund's use in retirement plans.

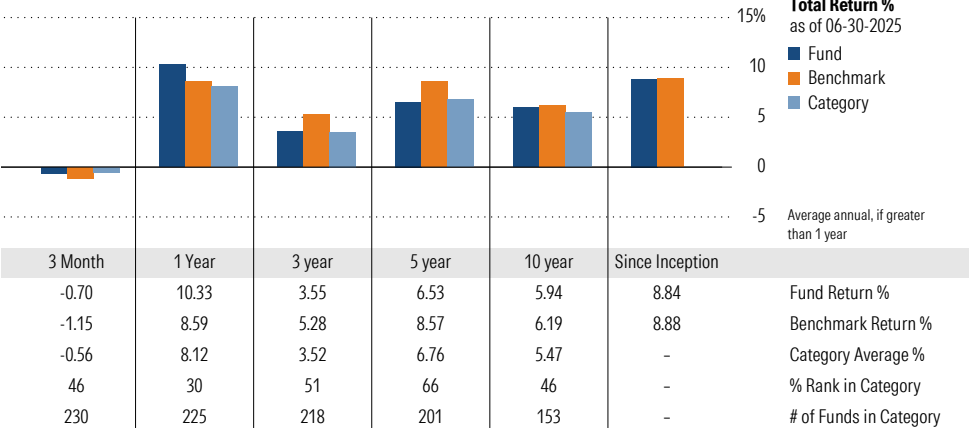
ESG Metrics

Metric	Rating	Updated
Sustainability Rating	2	05-31-2025
Carbon Risk Score	Low Risk	12-31-2022
ESG Commitment	1-Low	02-15-2022

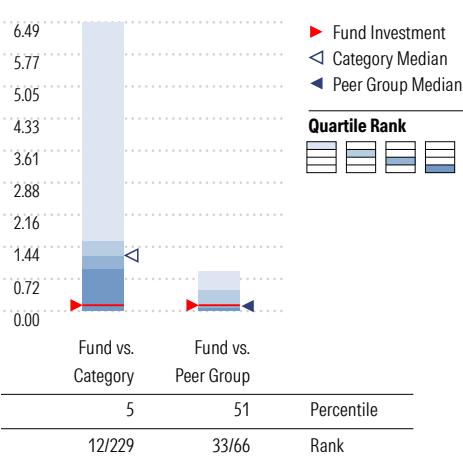
Growth of \$10,000



Trailing Performance



Net Expense



Peer group is a subset of the category and includes funds with the same management style (active vs. passive) and similar share class characteristics.

3-Year Risk Metrics

	Fund	Bmark	Cat
Alpha	-1.72	-	-1.55
Beta	1.03	-	0.97
R-Squared	98.39	-	94.40
Standard Deviation	20.28	19.53	19.40
Sharpe Ratio	0.03	0.11	-0.01
Tracking Error	2.64	-	4.03
Information Ratio	-0.66	-	-0.51
Up Capture Ratio	98.14	-	92.49
Down Capture Ratio	104.05	-	97.96

Portfolio Metrics

	Fund	Bmark	Cat
Price/Earnings Ratio	32.95	38.46	33.65
Price/Book Ratio	2.33	2.42	2.65
Geom Avg Mkt Cap \$B	26.63	9.35	35.74
ROE	12.70	9.56	14.21

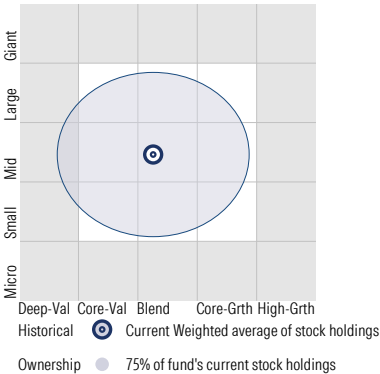
Vanguard Real Estate Index Admiral VGSLX

Morningstar Category
Real Estate

Morningstar Index
S&P United States REIT TR USD

Style Analysis as of 06-30-2025

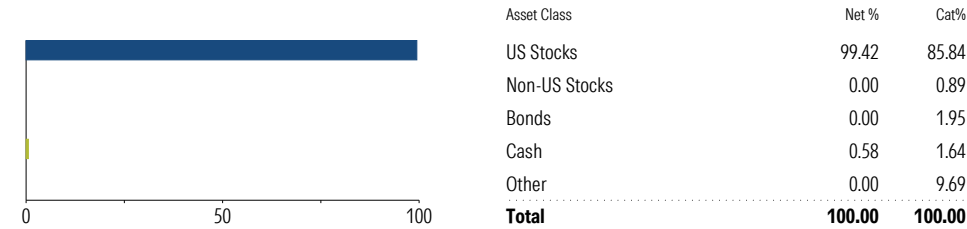
Morningstar Style Box™



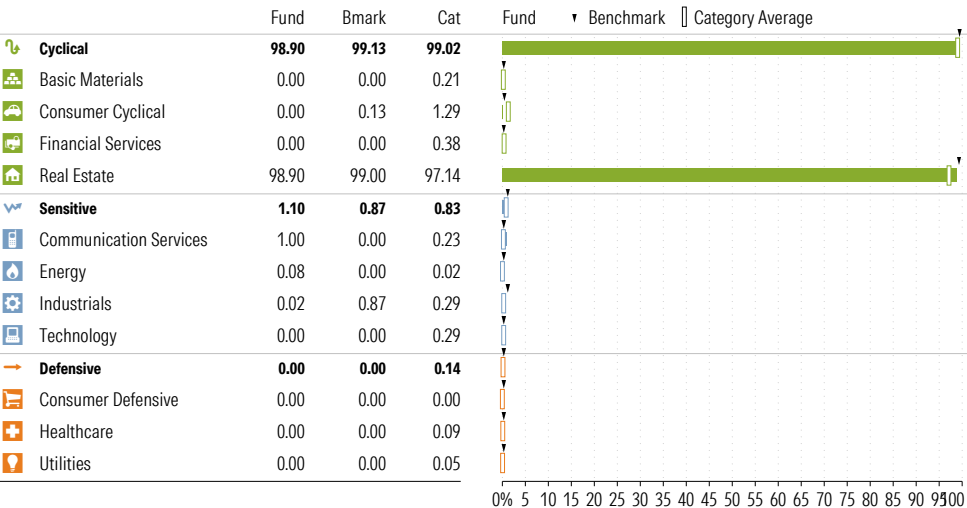
Style Breakdown



Asset Allocation as of 06-30-2025



Sector Weighting as of 06-30-2025



Top 15 Holdings as of 06-30-2025

Name	% Net Asset	Cumulative %	YTD Return %	Morningstar Sector
Vanguard Real Estate II Index	14.34	14.34	-	-
⊖ Prologis Inc	5.86	20.20	1.36	Real Estate
⊖ American Tower Corp	5.85	26.06	22.36	Real Estate
⊕ Welltower Inc	5.71	31.76	23.04	Real Estate
⊕ Equinix Inc	5.06	36.83	-14.64	Real Estate
⊕ Digital Realty Trust Inc	3.36	40.19	-0.32	Real Estate
⊖ Simon Property Group Inc	3.10	43.29	-4.21	Real Estate
⊕ Realty Income Corp	2.94	46.23	10.86	Real Estate
⊖ Public Storage	2.84	49.06	-0.01	Real Estate
⊖ Crown Castle Inc	2.51	51.57	16.08	Real Estate
⊖ CBRE Group Inc Class A	2.18	53.75	6.73	Real Estate
⊖ Extra Space Storage Inc	1.87	55.62	0.72	Real Estate
⊖ CoStar Group Inc	1.81	57.43	12.31	Real Estate
⊖ VICI Properties Inc Ordinary Shares	1.78	59.21	14.57	Real Estate
⊖ AvalonBay Communities Inc	1.71	60.93	-5.90	Real Estate

Total Holdings 162

⊕ Increase ⊖ Decrease ✱ New to Portfolio

Vanguard Small Cap Growth Index Admiral VSGAX

Morningstar Category
Small Growth
Morningstar Index
Russell 2000 Growth TR USD

Portfolio Manager(s)

Gerard O'Reilly since 12-2004
Aaron Choi since 02-2025
Kenny Narzikul since 02-2025

Quantitative Screens

- Performance: The fund has finished in the Small Growth category's top three quartiles in 10 of the 10 years it's been in existence.
- Management: The fund's management has been in place for 20.51 years.
- Style: The fund has landed in its primary style box — Small Growth — 100 % of the time over the past three years.
- Net Expense: The fund's expense ratio of 0.07 is 93.91% lower than the Small Growth category average.

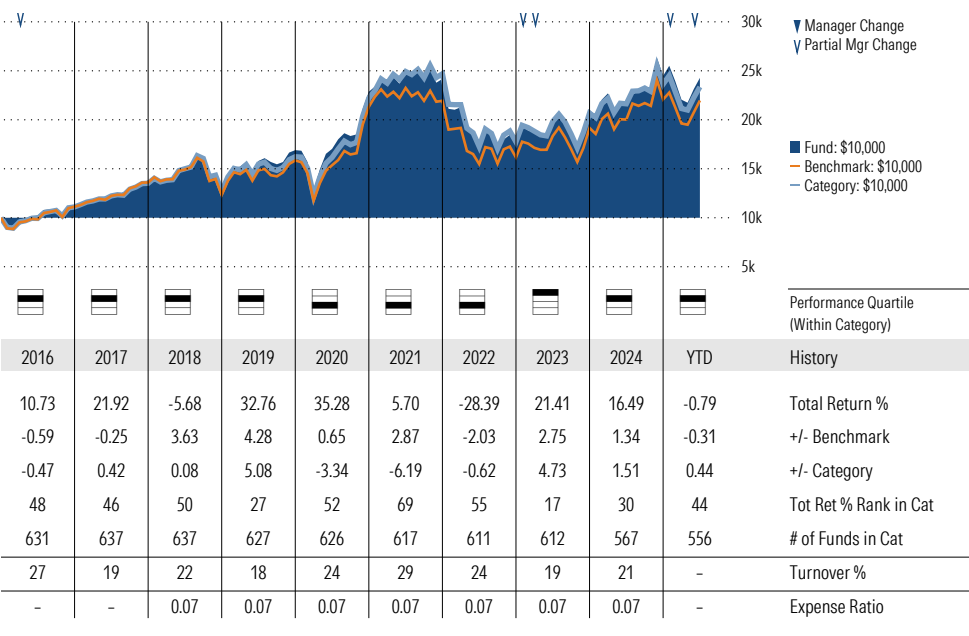
Morningstar Investment Management LLC Analysis

This fund passes all of Morningstar Investment Management's quantitative screens. Morningstar Investment Management has also assessed the fund from a qualitative perspective and, as a fiduciary, is comfortable recommending the fund's use in retirement plans.

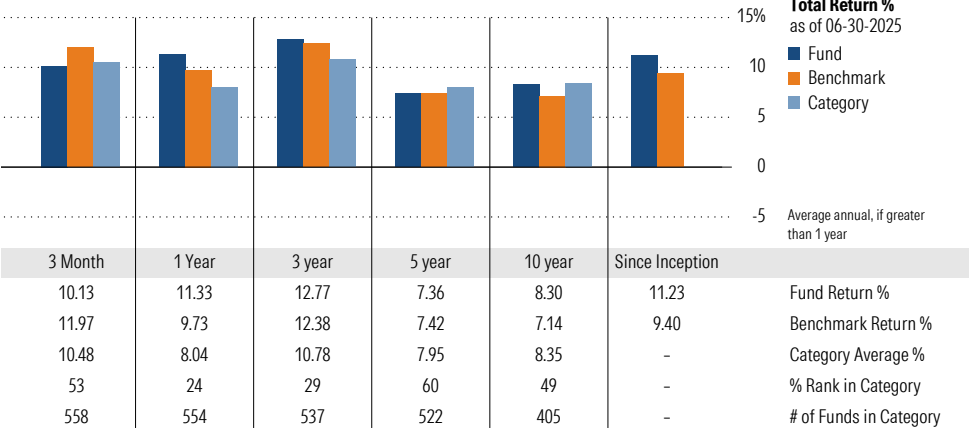
ESG Metrics

Metric	Rating	Updated
Sustainability Rating	4	05-31-2025
Carbon Risk Score	Medium Risk	12-31-2022
ESG Commitment	1-Low	02-15-2022

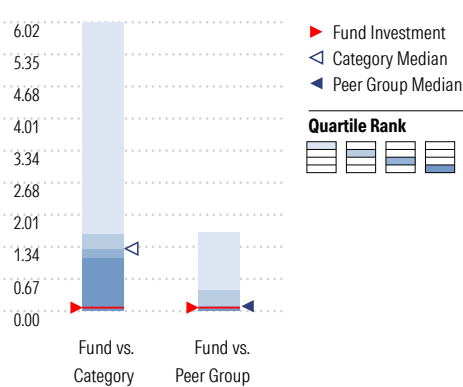
Growth of \$10,000



Trailing Performance



Net Expense



Percentile	2	35
Rank	9/562	12/35

Peer group is a subset of the category and includes funds with the same management style (active vs. passive) and similar share class characteristics.

3-Year Risk Metrics

	Fund	Bmark	Cat
Alpha	0.89	-	-0.39
Beta	0.95	-	0.91
R-Squared	96.98	-	91.69
Standard Deviation	21.82	22.65	21.54
Sharpe Ratio	0.44	0.42	0.35
Tracking Error	3.96	-	6.56
Information Ratio	0.10	-	-0.24
Up Capture Ratio	96.62	-	89.52
Down Capture Ratio	94.13	-	91.09

Portfolio Metrics

	Fund	Bmark	Cat
Price/Earnings Ratio	26.79	24.29	26.79
Price/Book Ratio	3.76	4.12	3.83
Geom Avg Mkt Cap \$B	7.91	3.25	6.85
ROE	11.70	5.84	10.93

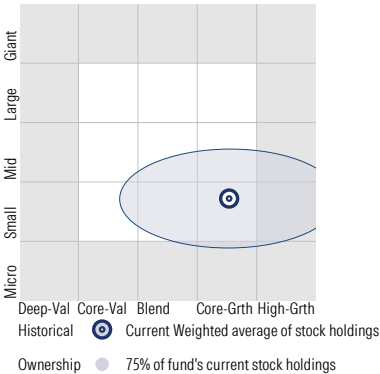
Vanguard Small Cap Growth Index Admiral VSGAX

Morningstar Category
Small Growth

Morningstar Index
Russell 2000 Growth TR USD

Style Analysis as of 06-30-2025

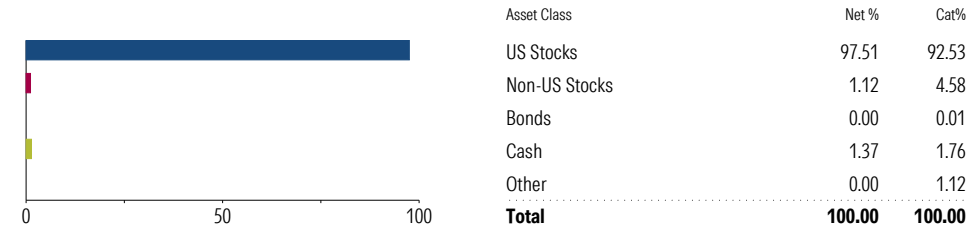
Morningstar Style Box™



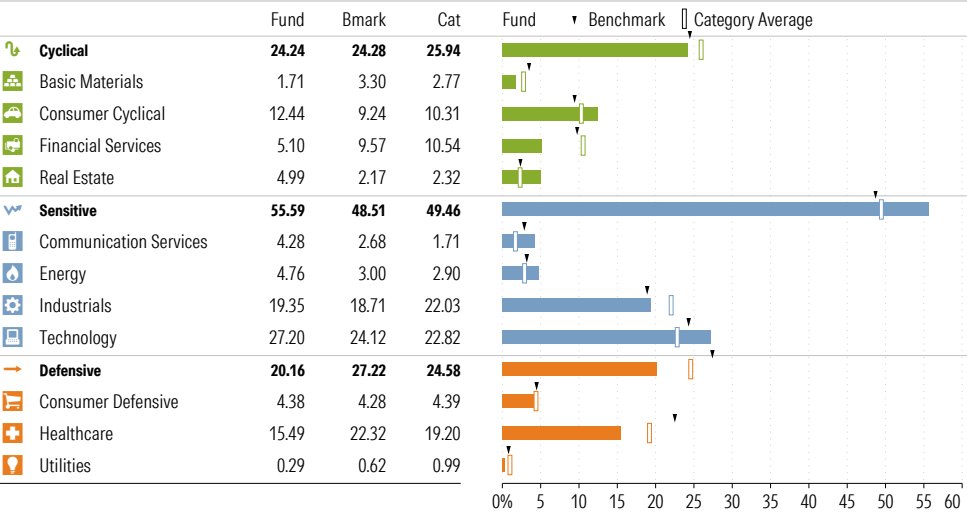
Style Breakdown



Asset Allocation as of 06-30-2025



Sector Weighting as of 06-30-2025



Top 15 Holdings as of 06-30-2025

Name	% Net Asset	Cumulative %	YTD Return %	Morningstar Sector
⊕ Slcmt1142	1.27	1.27	-	-
⊖ Liberty Media Corp Registered Shs Series -C- Formula One	0.81	2.07	12.78	Communication Svc
⊖ Toast Inc Class A	0.78	2.85	-	Technology
⊖ Natera Inc	0.78	3.63	6.72	Healthcare
⊖ Nutanix Inc Class A	0.77	4.39	24.94	Technology
⊖ RB Global Inc	0.76	5.16	18.36	Industrials
⊖ PTC Inc	0.76	5.91	-6.27	Technology
⊖ Duolingo Inc	0.73	6.65	-	Technology
⊖ Lennox International Inc	0.71	7.36	-5.52	Industrials
⊖ Guidewire Software Inc	0.71	8.06	39.67	Technology
⊖ DocuSign Inc	0.70	8.76	-13.40	Technology
⊖ Comfort Systems USA Inc	0.67	9.43	26.65	Industrials
⊖ DraftKings Inc Ordinary Shares - Class A	0.66	10.09	15.30	Consumer Cyclical
⊖ Pure Storage Inc Class A	0.65	10.74	-6.27	Technology
⊖ Curtiss-Wright Corp	0.65	11.39	37.80	Industrials

Total Holdings 578

⊕ Increase ⊖ Decrease ✨ New to Portfolio

Vanguard Small Cap Value Index Admiral VSIAX

Morningstar Category
Small Value
Morningstar Index
Russell 2000 Value TR USD

Portfolio Manager(s)

Gerard O'Reilly since 04-2016
Kenny Narzikul since 02-2025
Aaron Choi since 02-2025

Quantitative Screens

- Performance: The fund has finished in the Small Value category's top three quartiles in 10 of the 10 years it's been in existence.
- Management: The fund's management has been in place for 9.18 years.
- Style: The fund has landed in its primary style box — Small Value — 100 % of the time over the past three years.
- Net Expense: The fund's expense ratio of 0.07 is 93.58% lower than the Small Value category average.

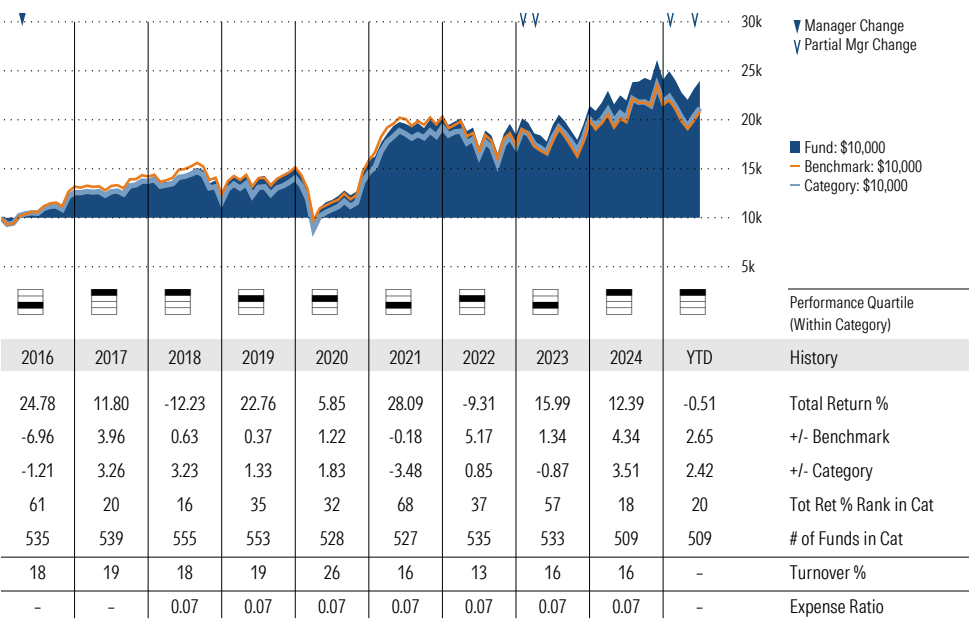
Morningstar Investment Management LLC Analysis

This fund passes all of Morningstar Investment Management's quantitative screens. Morningstar Investment Management has also assessed the fund from a qualitative perspective and, as a fiduciary, is comfortable recommending the fund's use in retirement plans.

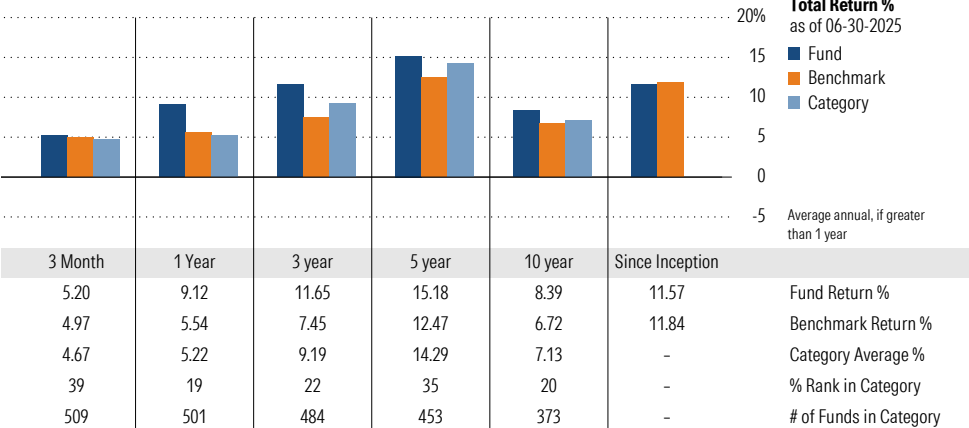
ESG Metrics

Metric	Rating	Updated
Sustainability Rating	4	05-31-2025
Carbon Risk Score	Medium Risk	12-31-2022
ESG Commitment	1-Low	02-15-2022

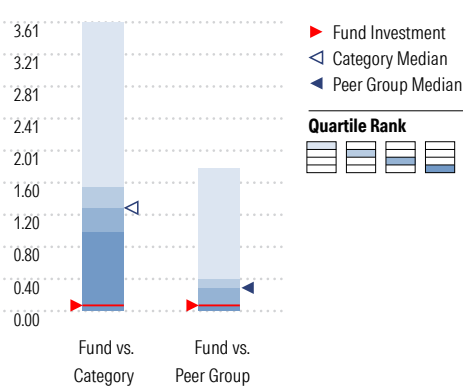
Growth of \$10,000



Trailing Performance



Net Expense



Peer group is a subset of the category and includes funds with the same management style (active vs. passive) and similar share class characteristics.

3-Year Risk Metrics

	Fund	Bmark	Cat
Alpha	4.47	-	1.90
Beta	0.89	-	0.93
R-Squared	96.34	-	94.42
Standard Deviation	20.93	22.98	21.90
Sharpe Ratio	0.40	0.22	0.28
Tracking Error	4.69	-	5.33
Information Ratio	0.89	-	0.27
Up Capture Ratio	98.40	-	96.77
Down Capture Ratio	85.73	-	91.68

Portfolio Metrics

	Fund	Bmark	Cat
Price/Earnings Ratio	16.46	13.75	15.06
Price/Book Ratio	1.71	1.15	1.58
Geom Avg Mkt Cap \$B	6.80	1.97	5.42
ROE	13.21	3.84	11.00

Vanguard Small Cap Value Index Admiral VSIAX

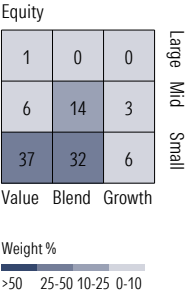
Morningstar Category
Small Value

Morningstar Index
Russell 2000 Value TR USD

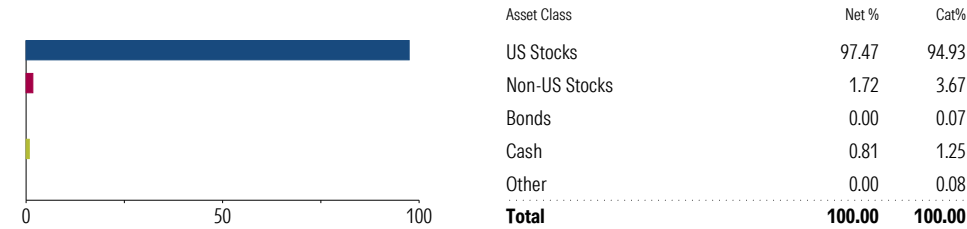
Style Analysis as of 06-30-2025
Morningstar Style Box™



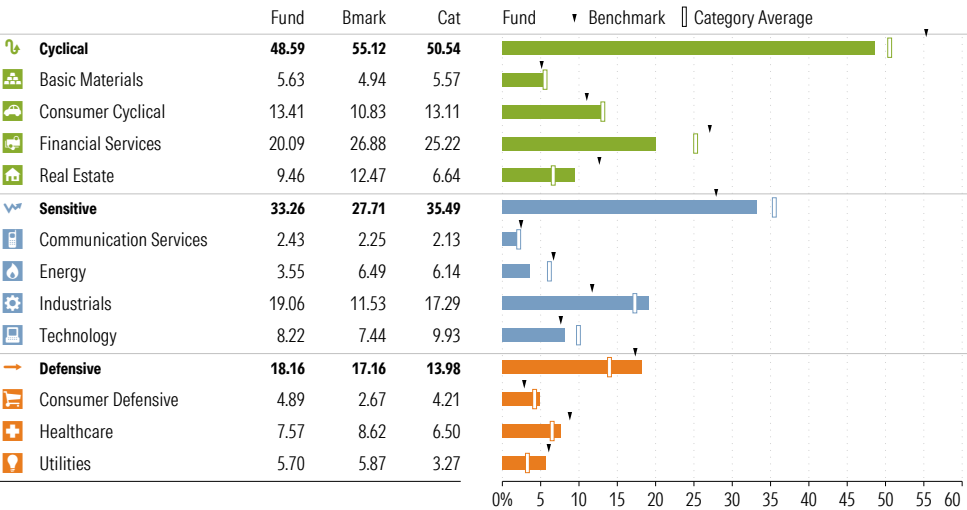
Style Breakdown



Asset Allocation as of 06-30-2025



Sector Weighting as of 06-30-2025



Top 15 Holdings as of 06-30-2025

Name	% Net Asset	Cumulative %	YTD Return %	Morningstar Sector
NRG Energy Inc	0.92	0.92	78.96	Utilities
Slcmt1142	0.72	1.64	-	-
Atmos Energy Corp	0.70	2.34	11.90	Utilities
Smurfit WestRock PLC	0.67	3.01	-18.29	Consumer Cyclical
EMCOR Group Inc	0.64	3.65	17.95	Industrials
Williams-Sonoma Inc	0.59	4.24	-11.11	Consumer Cyclical
US Foods Holding Corp	0.54	4.79	14.16	Consumer Defensive
First Citizens BancShares Inc Class A	0.52	5.31	-7.22	Financial Services
Jabil Inc	0.52	5.83	51.67	Technology
Carlisle Companies Inc	0.51	6.33	1.78	Industrials
F5 Inc	0.49	6.82	17.04	Technology
Pentair PLC	0.49	7.31	2.50	Industrials
Equitable Holdings Inc	0.49	7.79	20.01	Financial Services
Tapestry Inc	0.49	8.28	35.48	Consumer Cyclical
Tenet Healthcare Corp	0.48	8.76	39.43	Healthcare

Total Holdings 840

⊕ Increase ⊖ Decrease ✨ New to Portfolio

Vanguard Target Retirement 2020 Fund VTWNX

Morningstar Category
Target-Date 2020

Morningstar Index
Morningstar Lifetime Mod 2020 TR USD

Portfolio Manager(s)

Walter Nejman since 02-2013
Aur lie Denis since 02-2023
Michael Roach since 02-2023
Roger Aliaga-Diaz since 02-2023

Quantitative Screens

- Performance: The fund has finished in the Target-Date 2020 category's top three quartiles in 10 of the 10 years it's been in existence.
- Management: The fund's management has been in place for 12.36 years.
- Style: The fund has landed in its primary style box — Large Blend — 100 % of the time over the past three years.
- Net Expense: The fund's expense ratio of 0.08 is 84% lower than the Target-Date 2020 category average.

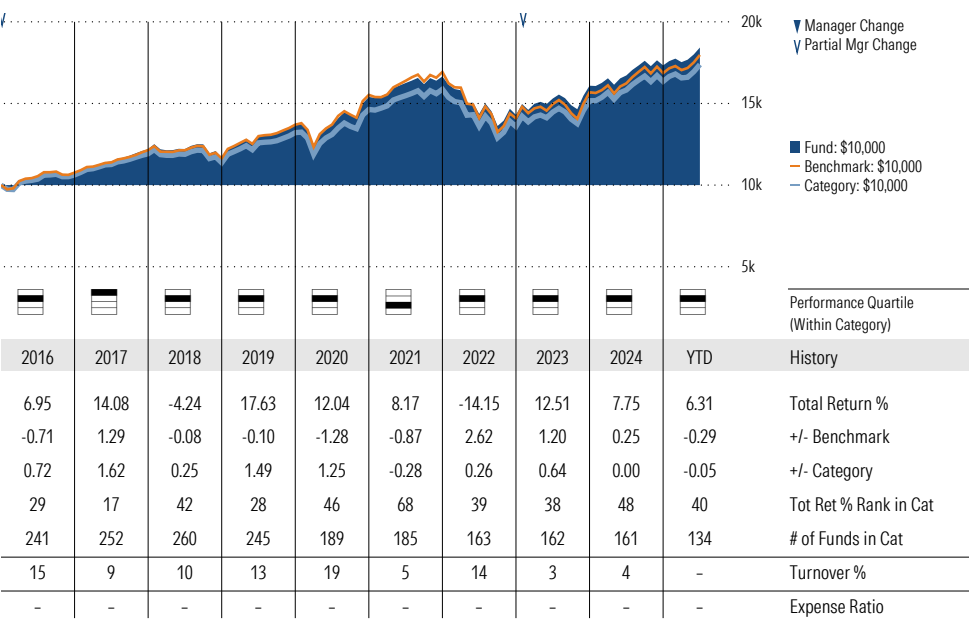
Morningstar Investment Management LLC Analysis

This fund passes all of Morningstar Investment Management's quantitative screens. Morningstar Investment Management has also assessed the fund from a qualitative perspective and, as a fiduciary, is comfortable recommending the fund's use in retirement plans.

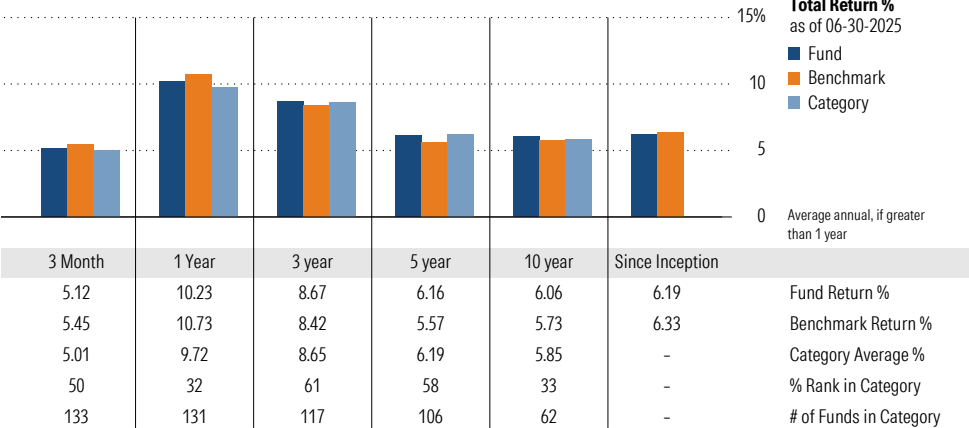
ESG Metrics

Metric	Rating	Updated
Sustainability Rating	4	05-31-2025
ESG Commitment	1-Low	02-15-2022

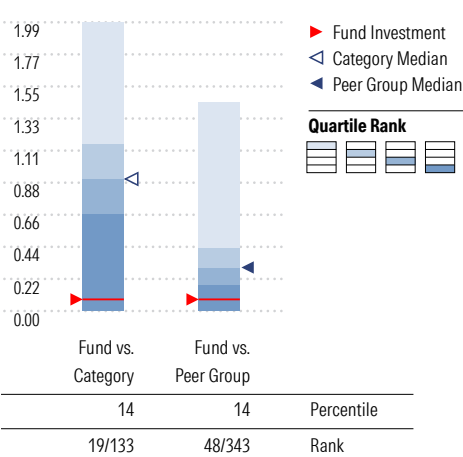
Growth of \$10,000



Trailing Performance



Net Expense



Peer group is a subset of the category and includes funds with the same management style (active vs. passive) and similar share class characteristics.

3-Year Risk Metrics

	Fund	Bmark	Cat
Alpha	1.29	-	0.87
Beta	0.86	-	0.91
R-Squared	99.07	-	98.57
Standard Deviation	9.14	10.55	9.67
Sharpe Ratio	0.43	0.37	0.41
Tracking Error	1.70	-	1.59
Information Ratio	0.15	-	0.17
Up Capture Ratio	90.95	-	94.46
Down Capture Ratio	83.02	-	89.33

Portfolio Metrics

	Fund	Bmark	Cat
Price/Earnings Ratio	20.04	21.83	21.57
Price/Book Ratio	2.62	2.98	2.92
Avg Eff Duration	5.39	-	4.58

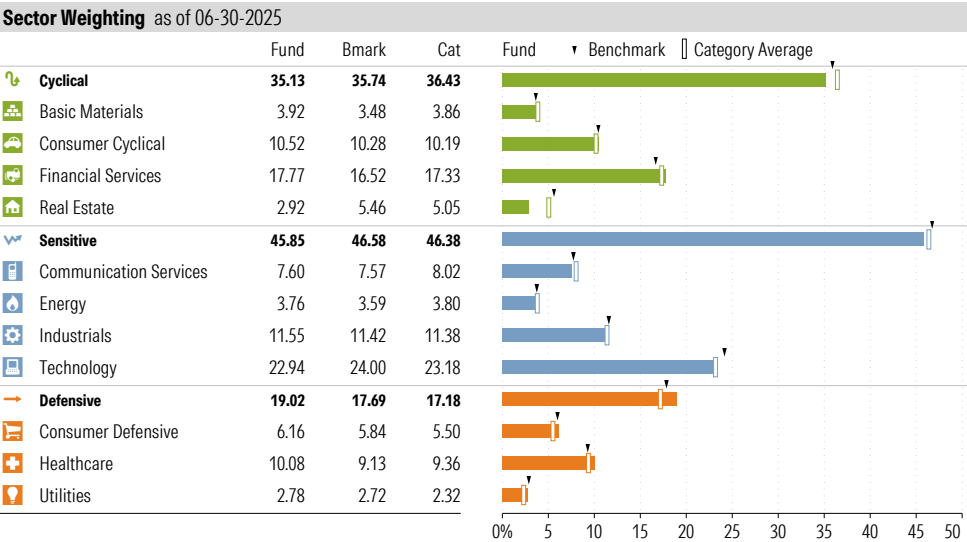
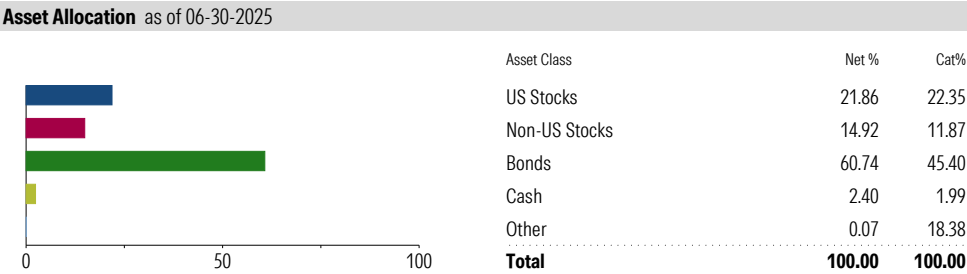
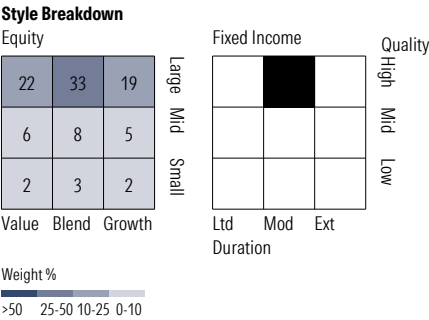
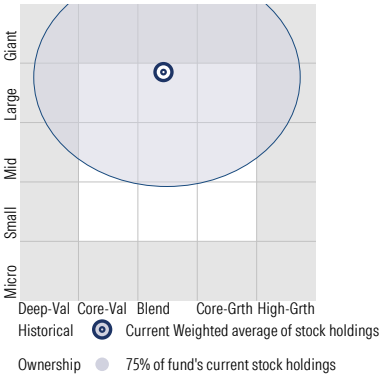
Vanguard Target Retirement 2020 Fund VTWNX

Morningstar Category
Target-Date 2020

Morningstar Index
Morningstar Lifetime Mod 2020 TR USD

Style Analysis as of 06-30-2025

Morningstar Style Box™



Top 7 Holdings as of 06-30-2025

Name	Maturity Date	% Net Asset	Cumulative %	YTD Return %	Morningstar Sector
⊕ Vanguard Total Bond Market II Idx Inv	-	33.70	33.70	-	-
⊖ Vanguard Total Stock Mkt Idx Instl Pls	-	22.02	55.72	-	-
⊖ Vanguard Total Intl Stock Index Inv	-	15.26	70.98	-	-
⊖ Vanguard Total Intl Bd II Idx Instl	-	14.57	85.55	-	-
⊖ Vanguard Shrt-Term Infl-Prot Sec Idx Adm	-	13.81	99.36	-	-
⊕ Mktliq 12/31/2049	-	0.63	99.99	-	-
⊕ Us Dollar	-	0.01	100.00	-	-

Total Holdings 7

⊕ Increase ⊖ Decrease ✱ New to Portfolio

Vanguard Target Retirement 2025 Fund VTTVX

Morningstar Category
Target-Date 2025

Morningstar Index
Morningstar Lifetime Mod 2025 TR USD

Portfolio Manager(s)

Walter Nejman since 02-2013
Aur lie Denis since 02-2023
Michael Roach since 02-2023
Roger Aliaga-Diaz since 02-2023

Quantitative Screens

- Performance: The fund has finished in the Target-Date 2025 category's top three quartiles in 10 of the 10 years it's been in existence.
- Management: The fund's management has been in place for 12.36 years.
- Style: The fund has landed in its primary style box — Large Blend — 100 % of the time over the past three years.
- Net Expense: The fund's expense ratio of 0.08 is 85.96% lower than the Target-Date 2025 category average.

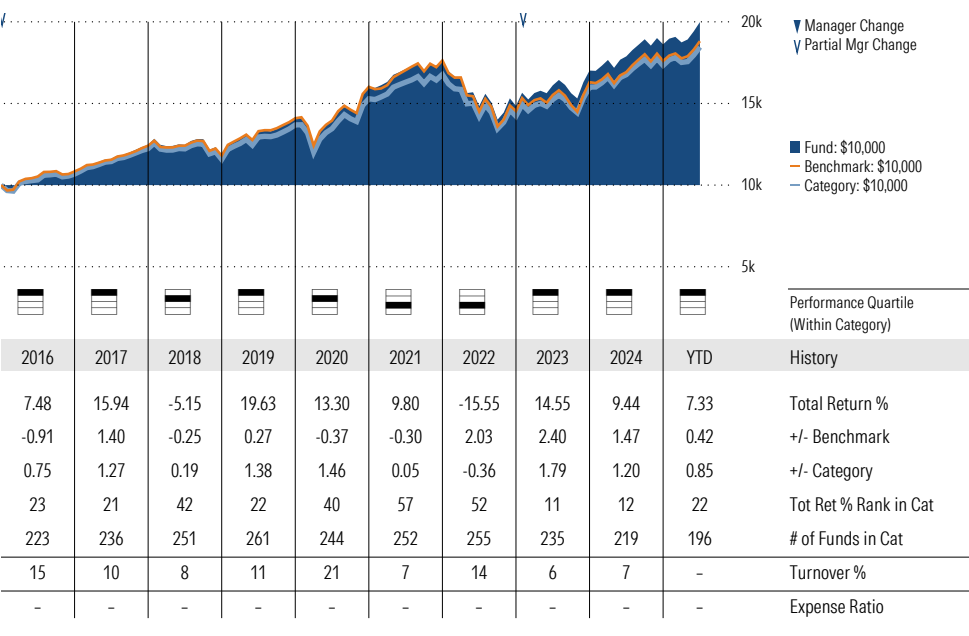
Morningstar Investment Management LLC Analysis

This fund passes all of Morningstar Investment Management's quantitative screens. Morningstar Investment Management has also assessed the fund from a qualitative perspective and, as a fiduciary, is comfortable recommending the fund's use in retirement plans.

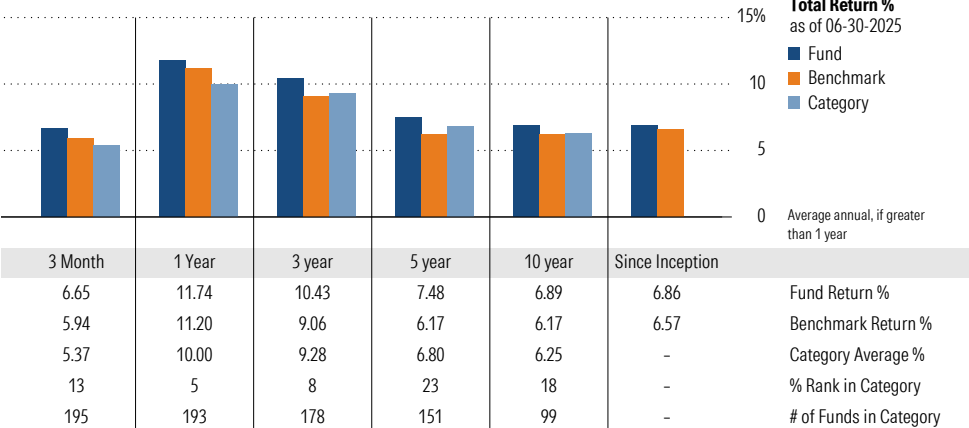
ESG Metrics

Metric	Rating	Updated
Sustainability Rating	3	05-31-2025
Carbon Risk Score	Low Risk	12-31-2022
ESG Commitment	1-Low	02-15-2022

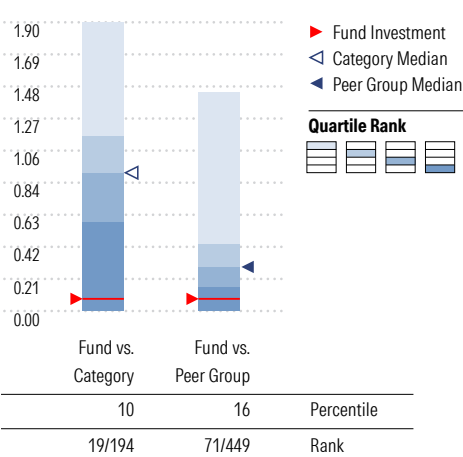
Growth of \$10,000



Trailing Performance



Net Expense



Peer group is a subset of the category and includes funds with the same management style (active vs. passive) and similar share class characteristics.

3-Year Risk Metrics

	Fund	Bmark	Cat
Alpha	1.88	-	1.13
Beta	0.92	-	0.88
R-Squared	98.96	-	97.96
Standard Deviation	10.54	11.35	10.05
Sharpe Ratio	0.54	0.40	0.45
Tracking Error	1.38	-	2.02
Information Ratio	1.00	-	0.21
Up Capture Ratio	99.07	-	91.70
Down Capture Ratio	88.61	-	85.42

Portfolio Metrics

	Fund	Bmark	Cat
Price/Earnings Ratio	20.06	21.67	20.35
Price/Book Ratio	2.63	2.94	2.96
Avg Eff Duration	5.65	-	3.85

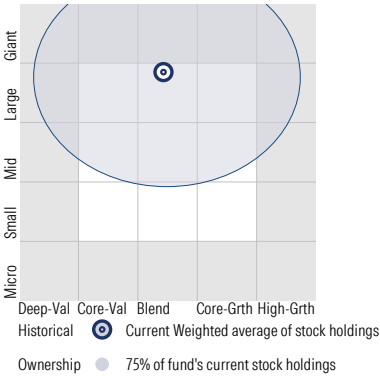
Vanguard Target Retirement 2025 Fund VTTVX

Morningstar Category
Target-Date 2025

Morningstar Index
Morningstar Lifetime Mod 2025 TR USD

Style Analysis as of 06-30-2025

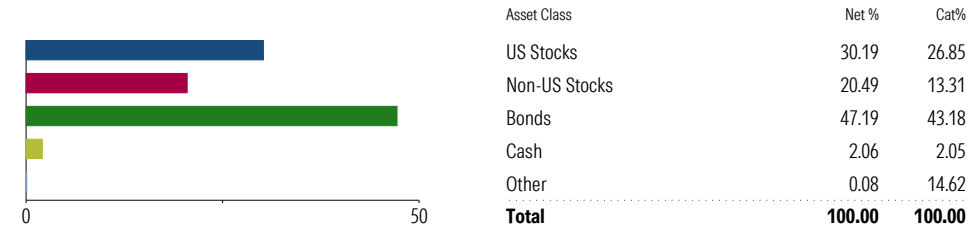
Morningstar Style Box™



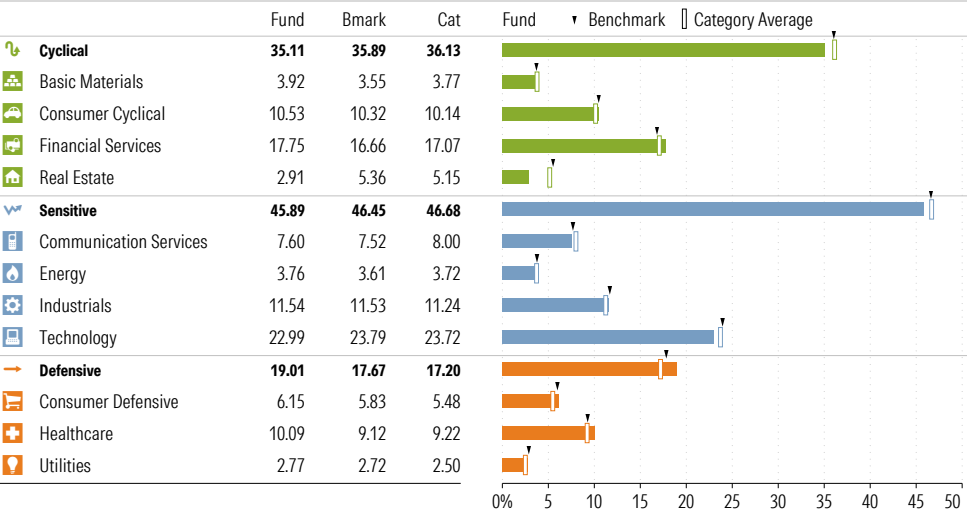
Style Breakdown



Asset Allocation as of 06-30-2025



Sector Weighting as of 06-30-2025



Top 7 Holdings as of 06-30-2025

Name	Maturity Date	% Net Asset	Cumulative %	YTD Return %	Morningstar Sector
⊖ Vanguard Total Stock Mkt Idx Instl Pls	-	30.41	30.41	-	-
⊕ Vanguard Total Bond Market II Idx Inv	-	28.40	58.81	-	-
⊖ Vanguard Total Intl Stock Index Inv	-	20.95	79.76	-	-
⊖ Vanguard Total Intl Bd II Idx Instl	-	12.54	92.30	-	-
⊖ Vanguard Shrt-Term Infl-Prot Sec Idx Adm	-	7.04	99.34	-	-
⊕ Mktliq 12/31/2049	-	0.66	100.00	-	-
⊕ Us Dollar	-	0.00	100.00	-	-

Total Holdings 7

⊕ Increase ⊖ Decrease ✱ New to Portfolio

Vanguard Target Retirement 2030 Fund VTHRX

Morningstar Category
Target-Date 2030

Morningstar Index
Morningstar Lifetime Mod 2030 TR USD

Portfolio Manager(s)

Walter Nejman since 02-2013
Aur lie Denis since 02-2023
Michael Roach since 02-2023
Roger Aliaga-Diaz since 02-2023

Quantitative Screens

- Performance: The fund has finished in the Target-Date 2030 category's top three quartiles in 10 of the 10 years it's been in existence.
- Management: The fund's management has been in place for 12.36 years.
- Style: The fund has landed in its primary style box — Large Blend — 100 % of the time over the past three years.
- Net Expense: The fund's expense ratio of 0.08 is 85.96% lower than the Target-Date 2030 category average.

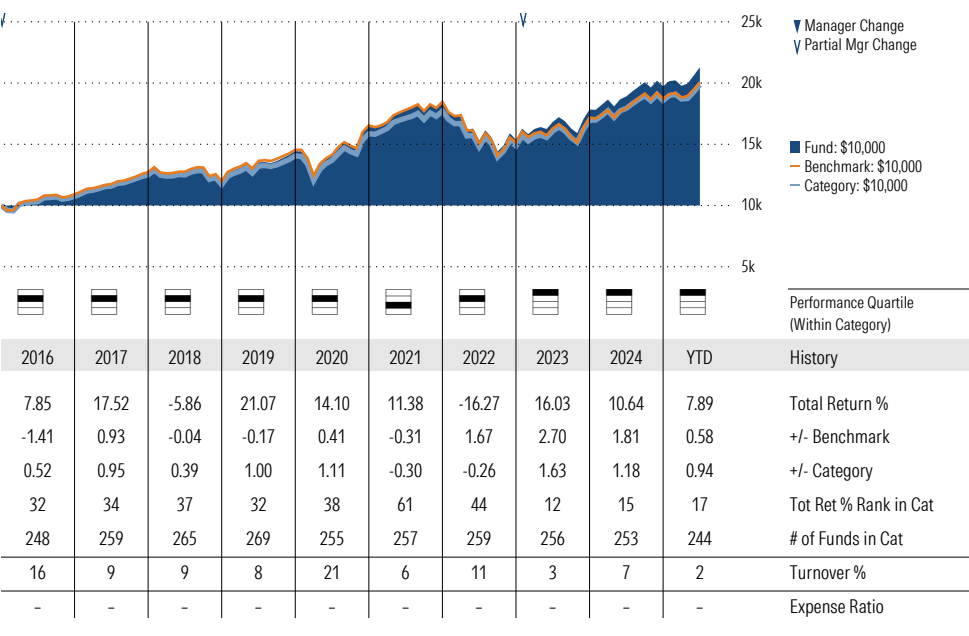
Morningstar Investment Management LLC Analysis

This fund passes all of Morningstar Investment Management's quantitative screens. Morningstar Investment Management has also assessed the fund from a qualitative perspective and, as a fiduciary, is comfortable recommending the fund's use in retirement plans.

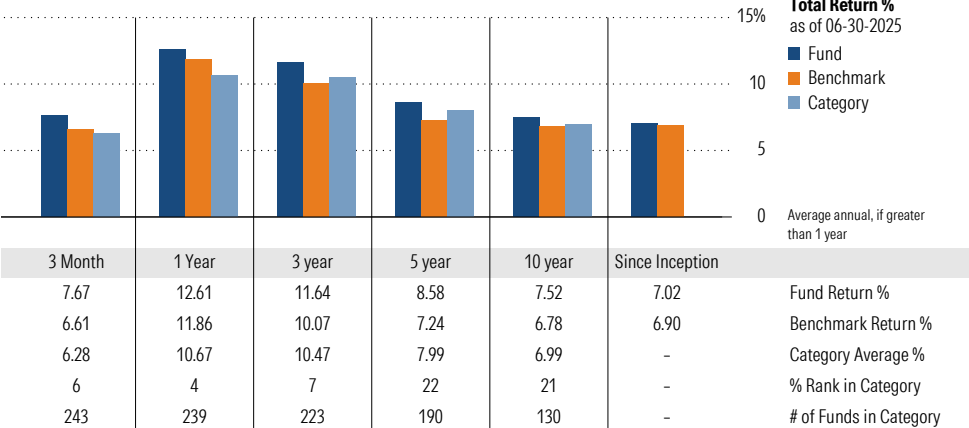
ESG Metrics

Metric	Rating	Updated
Sustainability Rating	3	05-31-2025
Carbon Risk Score	Low Risk	12-31-2022
ESG Commitment	1-Low	02-15-2022

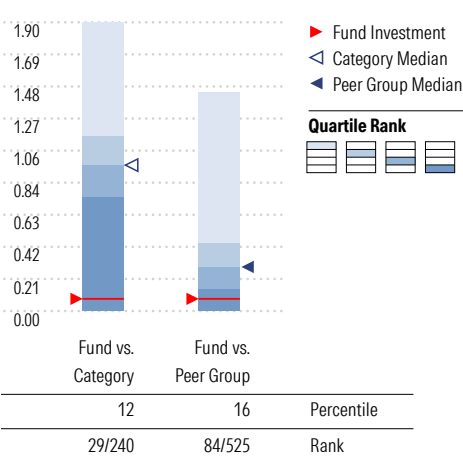
Growth of \$10,000



Trailing Performance



Net Expense



Peer group is a subset of the category and includes funds with the same management style (active vs. passive) and similar share class characteristics.

3-Year Risk Metrics

	Fund	Bmark	Cat
Alpha	1.93	-	1.14
Beta	0.95	-	0.91
R-Squared	98.91	-	98.24
Standard Deviation	11.54	12.15	11.16
Sharpe Ratio	0.60	0.46	0.52
Tracking Error	1.38	-	1.83
Information Ratio	1.14	-	0.31
Up Capture Ratio	100.87	-	94.81
Down Capture Ratio	91.00	-	88.93

Portfolio Metrics

	Fund	Bmark	Cat
Price/Earnings Ratio	20.06	21.51	20.98
Price/Book Ratio	2.63	2.89	3.02
Avg Eff Duration	6.17	-	4.59

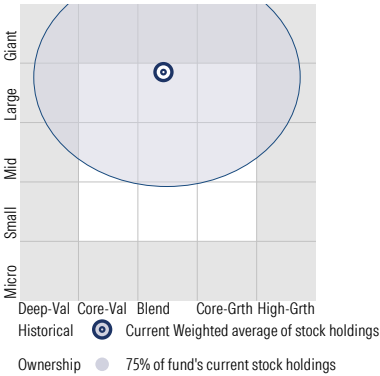
Vanguard Target Retirement 2030 Fund VTHR

Morningstar Category
Target-Date 2030

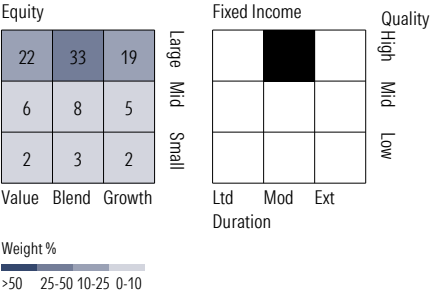
Morningstar Index
Morningstar Lifetime Mod 2030 TR USD

Style Analysis as of 06-30-2025

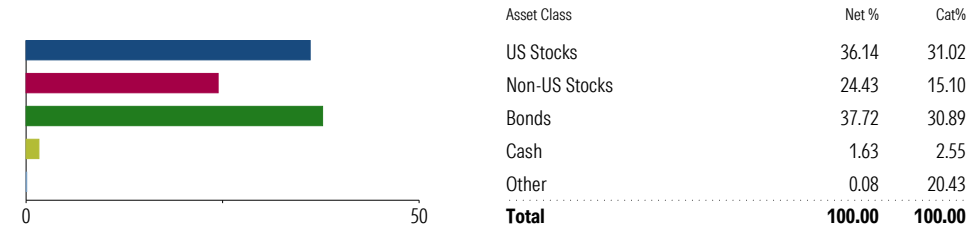
Morningstar Style Box™



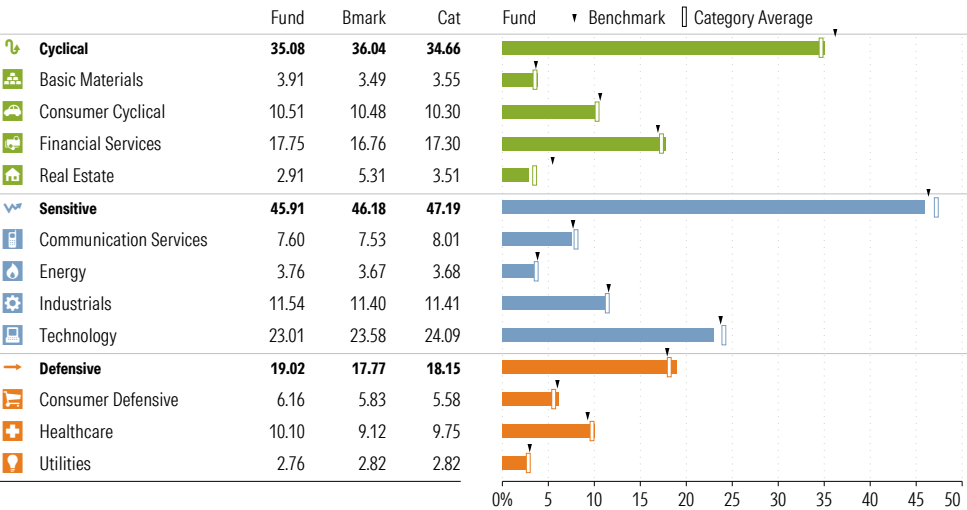
Style Breakdown



Asset Allocation as of 06-30-2025



Sector Weighting as of 06-30-2025



Top 6 Holdings as of 06-30-2025

Name	Maturity Date	% Net Asset	Cumulative %	YTD Return %	Morningstar Sector
⊖ Vanguard Total Stock Mkt Idx Instl Pls	-	36.41	36.41	-	-
⊕ Vanguard Total Bond Market II Idx Inv	-	26.44	62.84	-	-
⊖ Vanguard Total Intl Stock Index Inv	-	24.98	87.82	-	-
⊖ Vanguard Total Intl Bd II Idx Instl	-	11.52	99.34	-	-
⊕ Mktliq 12/31/2049	-	0.64	99.98	-	-
⊕ Us Dollar	-	0.02	100.00	-	-

Total Holdings 6

⊕ Increase ⊖ Decrease ✱ New to Portfolio

Vanguard Target Retirement 2035 Fund VTTHX

Morningstar Category
Target-Date 2035

Morningstar Index
Morningstar Lifetime Mod 2035 TR USD

Portfolio Manager(s)

Walter Nejman since 02-2013
Aur lie Denis since 02-2023
Michael Roach since 02-2023
Roger Aliaga-Diaz since 02-2023

Quantitative Screens

- Performance: The fund has finished in the Target-Date 2035 category's top three quartiles in 9 of the 10 years it's been in existence.
- Management: The fund's management has been in place for 12.36 years.
- Style: The fund has landed in its primary style box — Large Blend — 96.97 % of the time over the past three years.
- Net Expense: The fund's expense ratio of 0.08 is 85.96% lower than the Target-Date 2035 category average.

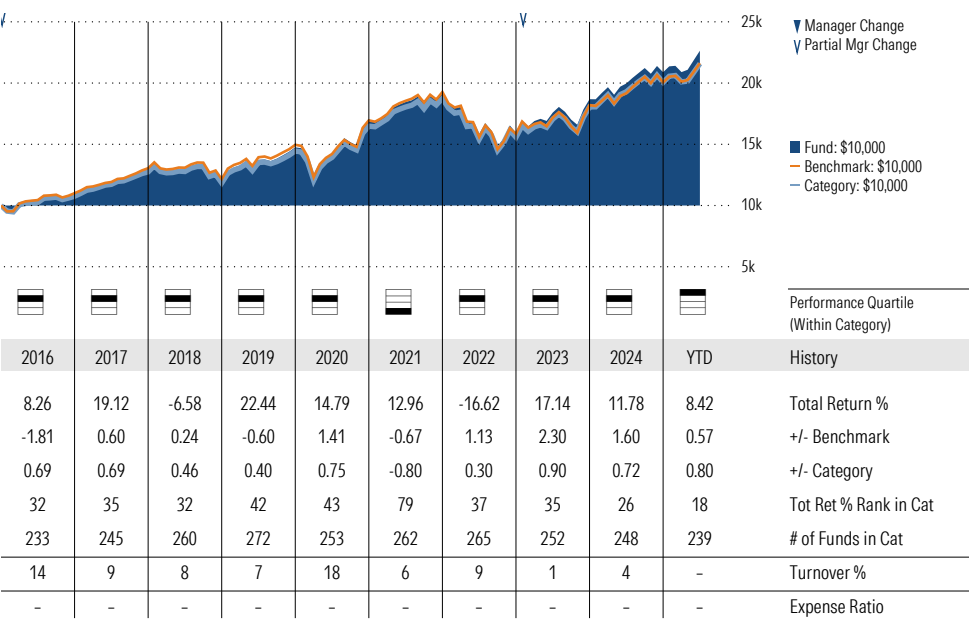
Morningstar Investment Management LLC Analysis

This fund passes all of Morningstar Investment Management's quantitative screens. Morningstar Investment Management has also assessed the fund from a qualitative perspective and, as a fiduciary, is comfortable recommending the fund's use in retirement plans.

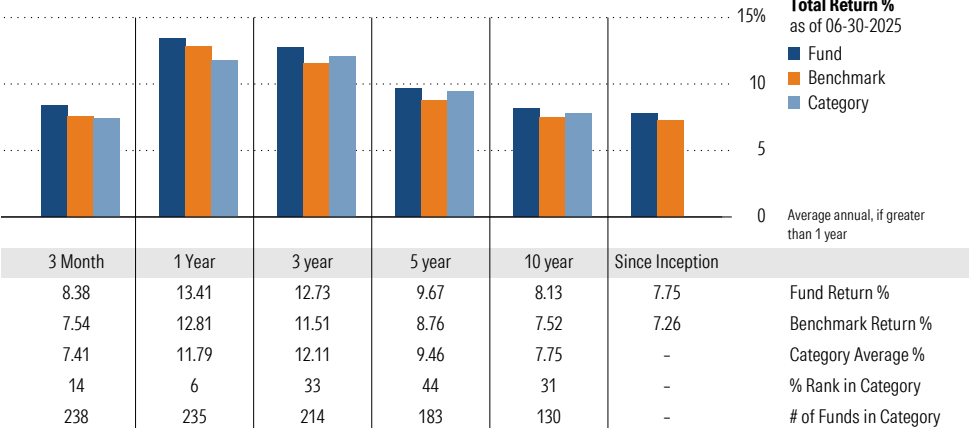
ESG Metrics

Metric	Rating	Updated
Sustainability Rating	3	05-31-2025
Carbon Risk Score	Low Risk	12-31-2022
ESG Commitment	1-Low	02-15-2022

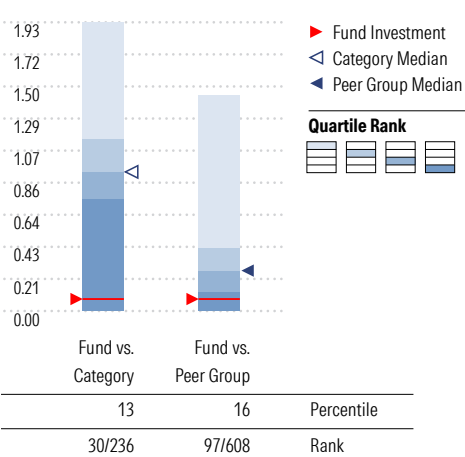
Growth of \$10,000



Trailing Performance



Net Expense



Peer group is a subset of the category and includes funds with the same management style (active vs. passive) and similar share class characteristics.

3-Year Risk Metrics

	Fund	Bmark	Cat
Alpha	1.72	-	1.13
Beta	0.94	-	0.94
R-Squared	98.98	-	98.11
Standard Deviation	12.24	12.96	12.32
Sharpe Ratio	0.65	0.54	0.60
Tracking Error	1.46	-	1.80
Information Ratio	0.83	-	0.38
Up Capture Ratio	98.98	-	97.43
Down Capture Ratio	90.64	-	91.91

Portfolio Metrics

	Fund	Bmark	Cat
Price/Earnings Ratio	20.06	21.34	21.68
Price/Book Ratio	2.63	2.85	3.01
Avg Eff Duration	6.17	-	5.56

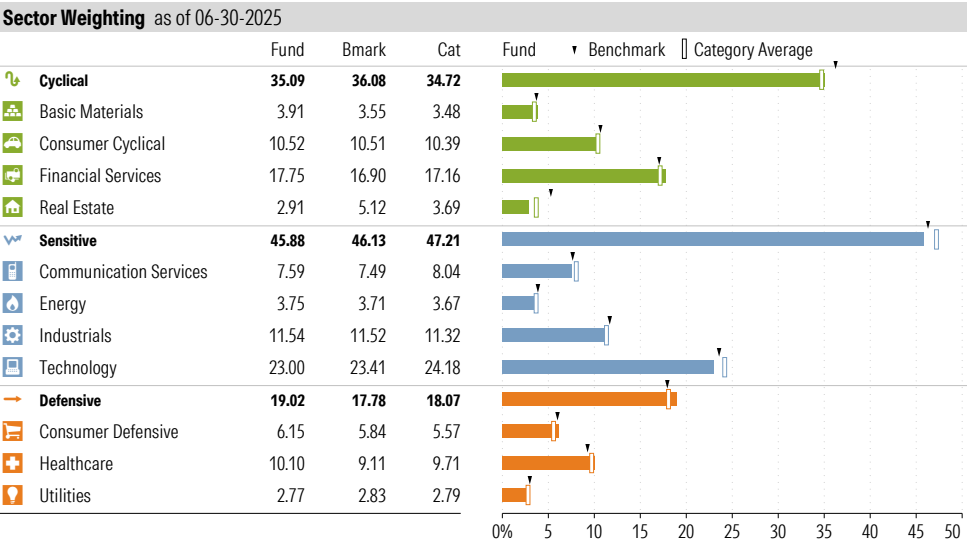
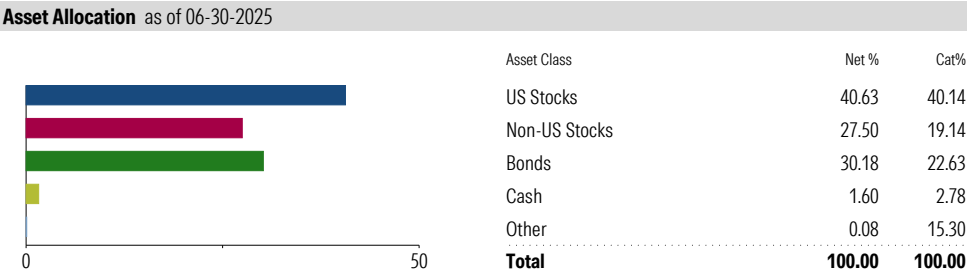
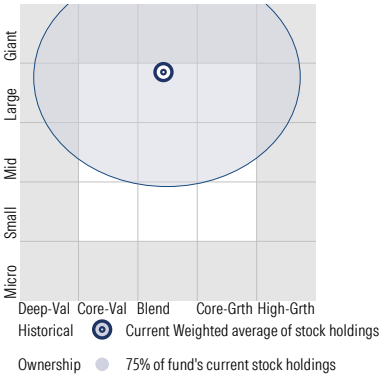
Vanguard Target Retirement 2035 Fund VTTHX

Morningstar Category
Target-Date 2035

Morningstar Index
Morningstar Lifetime Mod 2035 TR USD

Style Analysis as of 06-30-2025

Morningstar Style Box™



Top 6 Holdings as of 06-30-2025					
Name	Maturity Date	% Net Asset	Cumulative %	YTD Return %	Morningstar Sector
⊖ Vanguard Total Stock Mkt Idx Instl Pls	-	40.93	40.93	-	-
⊕ Vanguard Total Intl Stock Index Inv	-	28.12	69.06	-	-
⊕ Vanguard Total Bond Market II Idx Inv	-	21.07	90.12	-	-
⊕ Vanguard Total Intl Bd II Idx Instl	-	9.30	99.42	-	-
⊕ Mktliq 12/31/2049	-	0.58	100.00	-	-
⊕ Us Dollar	-	0.00	100.01	-	-

Total Holdings 6

⊕ Increase ⊖ Decrease ✱ New to Portfolio

Vanguard Target Retirement 2040 Fund VFORX

Morningstar Category
Target-Date 2040

Morningstar Index
Morningstar Lifetime Mod 2040 TR USD

Portfolio Manager(s)

Walter Nejman since 02-2013
Aur lie Denis since 02-2023
Michael Roach since 02-2023
Roger Aliaga-Diaz since 02-2023

Quantitative Screens

- Performance: The fund has finished in the Target-Date 2040 category's top three quartiles in 9 of the 10 years it's been in existence.
- Management: The fund's management has been in place for 12.36 years.
- Style: The fund has landed in its primary style box — Large Blend — 96.97 % of the time over the past three years.
- Net Expense: The fund's expense ratio of 0.08 is 86.21% lower than the Target-Date 2040 category average.

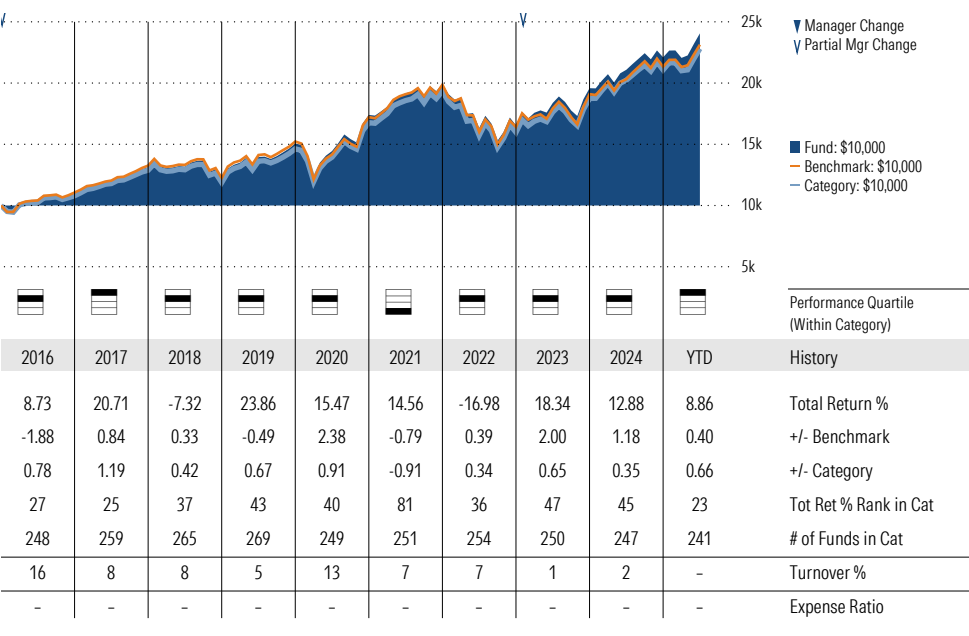
Morningstar Investment Management LLC Analysis

This fund passes all of Morningstar Investment Management's quantitative screens. Morningstar Investment Management has also assessed the fund from a qualitative perspective and, as a fiduciary, is comfortable recommending the fund's use in retirement plans.

ESG Metrics

Metric	Rating	Updated
Sustainability Rating	3	05-31-2025
Carbon Risk Score	Low Risk	12-31-2022
ESG Commitment	1-Low	02-15-2022

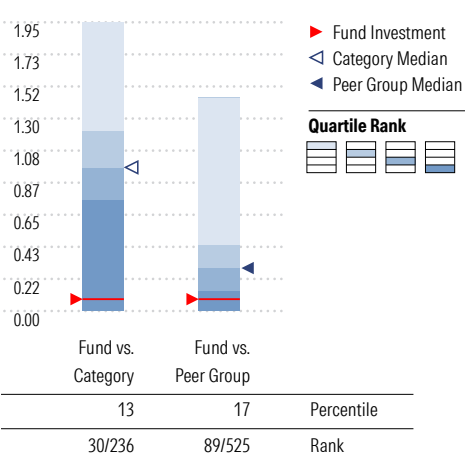
Growth of \$10,000



Trailing Performance



Net Expense



Peer group is a subset of the category and includes funds with the same management style (active vs. passive) and similar share class characteristics.

3-Year Risk Metrics

	Fund	Bmark	Cat
Alpha	1.38	-	0.92
Beta	0.94	-	0.96
R-Squared	98.99	-	98.10
Standard Deviation	12.93	13.71	13.32
Sharpe Ratio	0.70	0.62	0.67
Tracking Error	1.55	-	1.88
Information Ratio	0.48	-	0.30
Up Capture Ratio	97.63	-	98.60
Down Capture Ratio	91.33	-	94.32

Portfolio Metrics

	Fund	Bmark	Cat
Price/Earnings Ratio	20.06	21.16	21.57
Price/Book Ratio	2.63	2.82	2.97
Avg Eff Duration	6.18	-	6.14

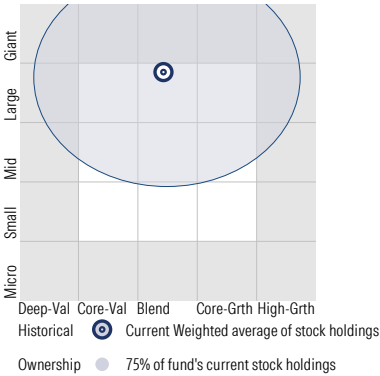
Vanguard Target Retirement 2040 Fund VFORX

Morningstar Category
Target-Date 2040

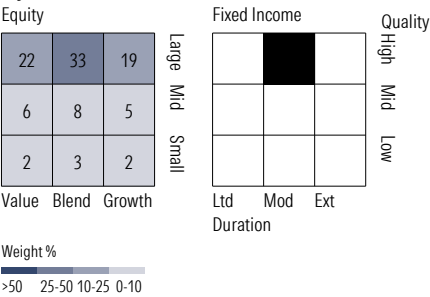
Morningstar Index
Morningstar Lifetime Mod 2040 TR USD

Style Analysis as of 06-30-2025

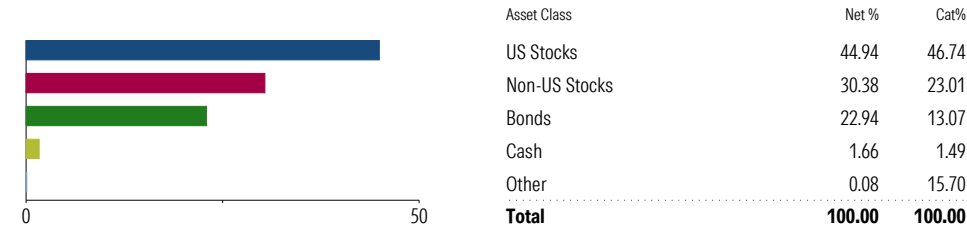
Morningstar Style Box™



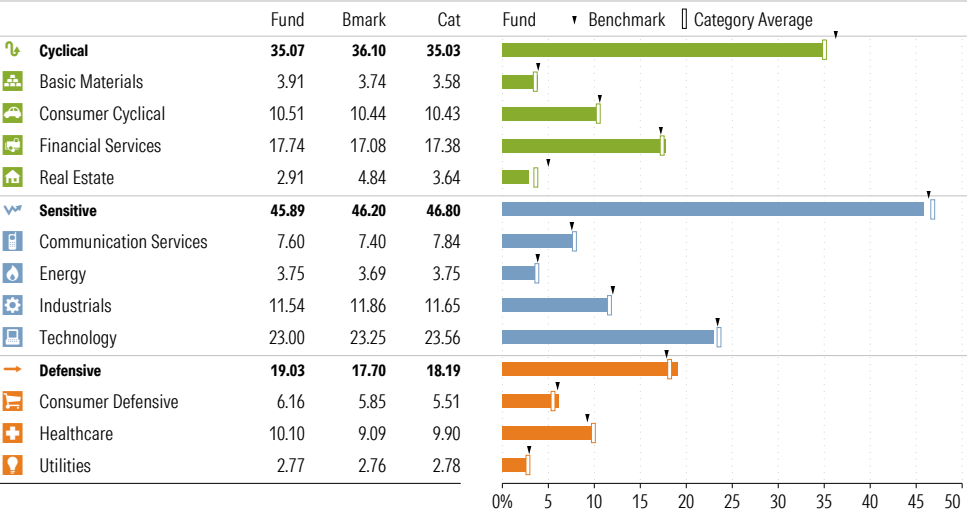
Style Breakdown



Asset Allocation as of 06-30-2025



Sector Weighting as of 06-30-2025



Top 6 Holdings as of 06-30-2025

Name	Maturity Date	% Net Asset	Cumulative %	YTD Return %	Morningstar Sector
⊕ Vanguard Total Stock Mkt Idx Instl Pls	-	45.27	45.27	-	-
⊕ Vanguard Total Intl Stock Index Inv	-	31.07	76.34	-	-
⊕ Vanguard Total Bond Market II Idx Inv	-	15.92	92.26	-	-
⊕ Vanguard Total Intl Bd II Idx Instl	-	7.16	99.42	-	-
⊕ Mktliq 12/31/2049	-	0.56	99.99	-	-
⊕ Us Dollar	-	0.01	100.00	-	-

Total Holdings 6

⊕ Increase ⊖ Decrease ✱ New to Portfolio

Vanguard Target Retirement 2045 Fund VTIVX

Morningstar Category
Target-Date 2045

Morningstar Index
Morningstar Lifetime Mod 2045 TR USD

Portfolio Manager(s)

Walter Nejman since 02-2013
Aur lie Denis since 02-2023
Michael Roach since 02-2023
Roger Aliaga-Diaz since 02-2023

Quantitative Screens

- Performance: The fund has finished in the Target-Date 2045 category's top three quartiles in 10 of the 10 years it's been in existence.
- Management: The fund's management has been in place for 12.36 years.
- Style: The fund has landed in its primary style box — Large Blend — 96.97 % of the time over the past three years.
- Net Expense: The fund's expense ratio of 0.08 is 86.21% lower than the Target-Date 2045 category average.

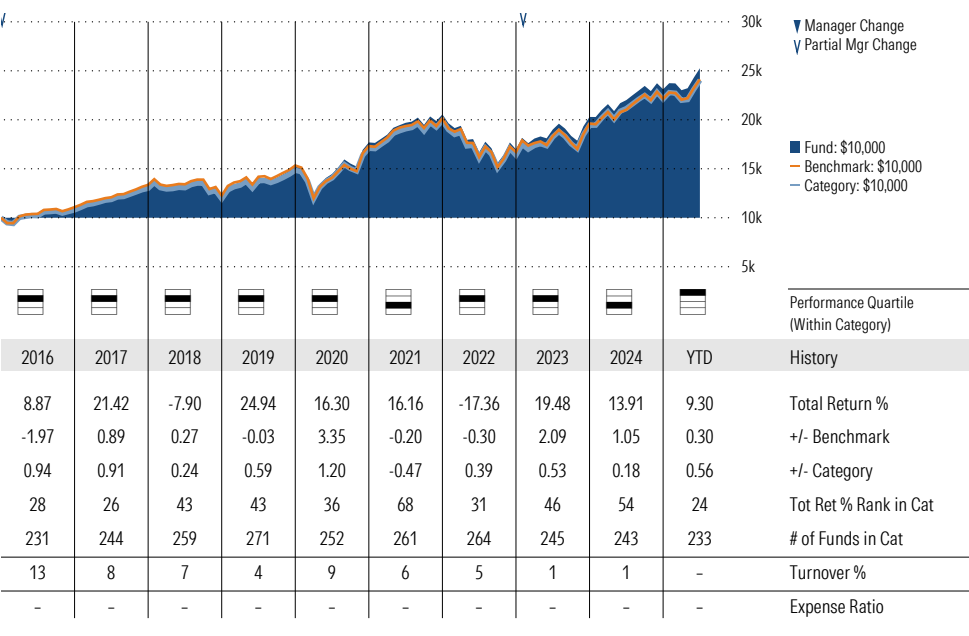
Morningstar Investment Management LLC Analysis

This fund passes all of Morningstar Investment Management's quantitative screens. Morningstar Investment Management has also assessed the fund from a qualitative perspective and, as a fiduciary, is comfortable recommending the fund's use in retirement plans.

ESG Metrics

Metric	Rating	Updated
Sustainability Rating	3	05-31-2025
Carbon Risk Score	Low Risk	12-31-2022
ESG Commitment	1-Low	02-15-2022

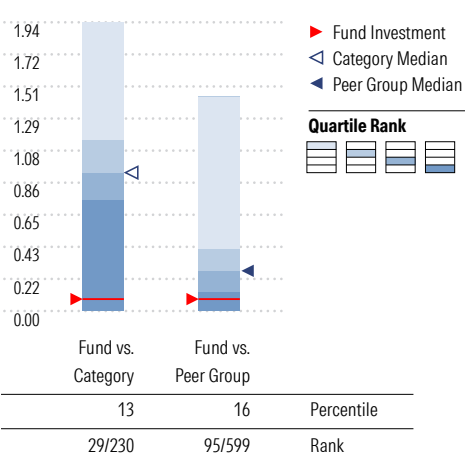
Growth of \$10,000



Trailing Performance



Net Expense



Peer group is a subset of the category and includes funds with the same management style (active vs. passive) and similar share class characteristics.

3-Year Risk Metrics

	Fund	Bmark	Cat
Alpha	1.18	-	0.70
Beta	0.95	-	0.97
R-Squared	98.94	-	98.10
Standard Deviation	13.65	14.28	13.99
Sharpe Ratio	0.74	0.67	0.70
Tracking Error	1.57	-	1.94
Information Ratio	0.41	-	0.19
Up Capture Ratio	98.05	-	98.96
Down Capture Ratio	92.78	-	95.99

Portfolio Metrics

	Fund	Bmark	Cat
Price/Earnings Ratio	20.01	21.00	21.39
Price/Book Ratio	2.61	2.78	2.91
Avg Eff Duration	6.17	-	6.84

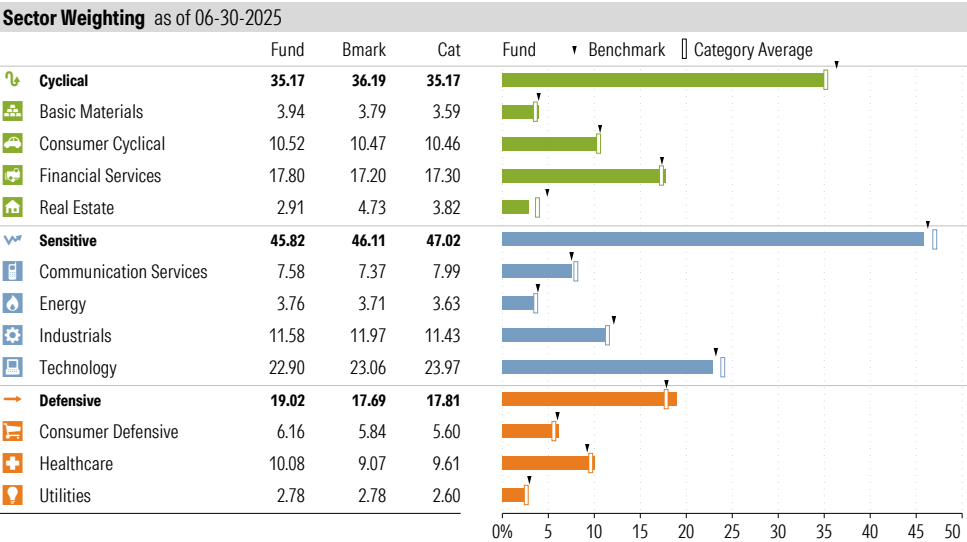
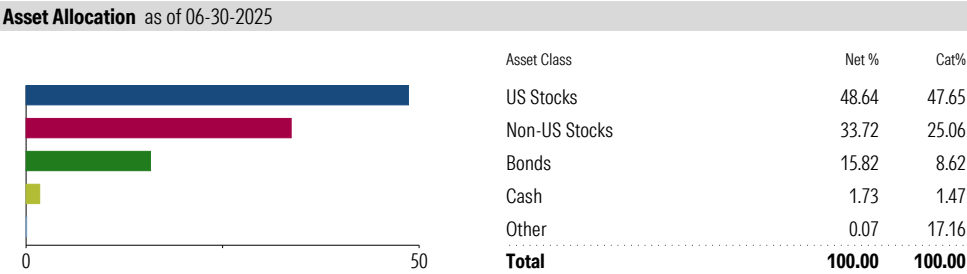
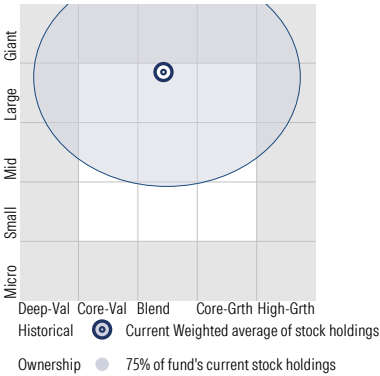
Vanguard Target Retirement 2045 Fund VTIVX

Morningstar Category
Target-Date 2045

Morningstar Index
Morningstar Lifetime Mod 2045 TR USD

Style Analysis as of 06-30-2025

Morningstar Style Box™



Top 6 Holdings as of 06-30-2025						
Name	Maturity Date	% Net Asset	Cumulative %	YTD Return %	Morningstar Sector	
⊕ Vanguard Total Stock Mkt Idx Instl Pls	-	48.99	48.99	-	-	
⊕ Vanguard Total Intl Stock Index Inv	-	34.49	83.48	-	-	
⊕ Vanguard Total Bond Market II Idx Inv	-	11.05	94.53	-	-	
⊕ Vanguard Total Intl Bd II Idx Instl	-	4.88	99.41	-	-	
⊕ Mktliq 12/31/2049	-	0.59	100.00	-	-	
⊕ Us Dollar	-	0.00	100.00	-	-	

Total Holdings 6

⊕ Increase ⊖ Decrease ✱ New to Portfolio

Vanguard Target Retirement 2050 Fund VFIFX

Morningstar Category
Target-Date 2050

Morningstar Index
Morningstar Lifetime Mod 2050 TR USD

Portfolio Manager(s)

Walter Nejman since 02-2013
Aur lie Denis since 02-2023
Michael Roach since 02-2023
Roger Aliaga-Diaz since 02-2023

Quantitative Screens

- Performance: The fund has finished in the Target-Date 2050 category's top three quartiles in 10 of the 10 years it's been in existence.
- Management: The fund's management has been in place for 12.36 years.
- Style: The fund has landed in its primary style box — Large Blend — 100 % of the time over the past three years.
- Net Expense: The fund's expense ratio of 0.08 is 86.21% lower than the Target-Date 2050 category average.

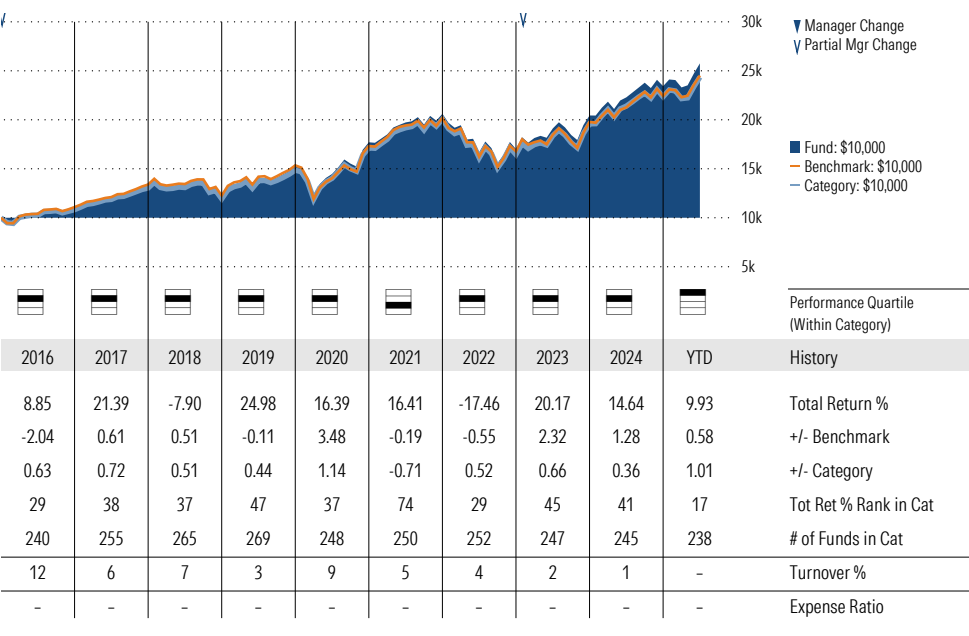
Morningstar Investment Management LLC Analysis

This fund passes all of Morningstar Investment Management's quantitative screens. Morningstar Investment Management has also assessed the fund from a qualitative perspective and, as a fiduciary, is comfortable recommending the fund's use in retirement plans.

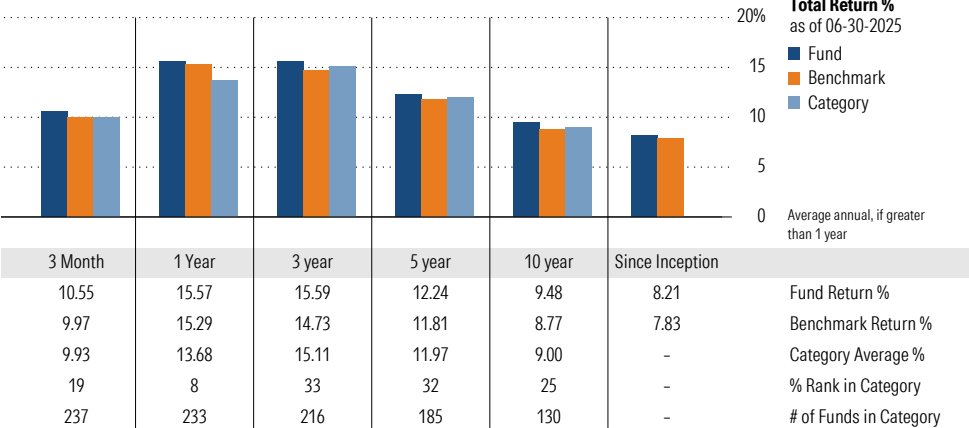
ESG Metrics

Metric	Rating	Updated
Sustainability Rating	3	05-31-2025
Carbon Risk Score	Low Risk	12-31-2022
ESG Commitment	1-Low	02-15-2022

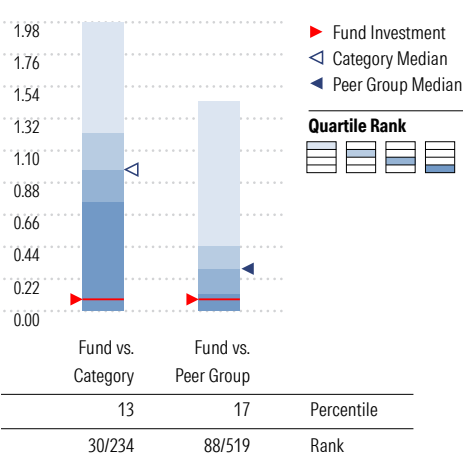
Growth of \$10,000



Trailing Performance



Net Expense



Peer group is a subset of the category and includes funds with the same management style (active vs. passive) and similar share class characteristics.

3-Year Risk Metrics

	Fund	Bmark	Cat
Alpha	1.24	-	0.64
Beta	0.96	-	0.98
R-Squared	98.89	-	98.03
Standard Deviation	14.10	14.56	14.40
Sharpe Ratio	0.76	0.69	0.72
Tracking Error	1.58	-	2.00
Information Ratio	0.54	-	0.19
Up Capture Ratio	99.43	-	99.61
Down Capture Ratio	94.16	-	97.03

Portfolio Metrics

	Fund	Bmark	Cat
Price/Earnings Ratio	20.02	20.86	21.24
Price/Book Ratio	2.62	2.74	2.91
Avg Eff Duration	6.18	-	8.40

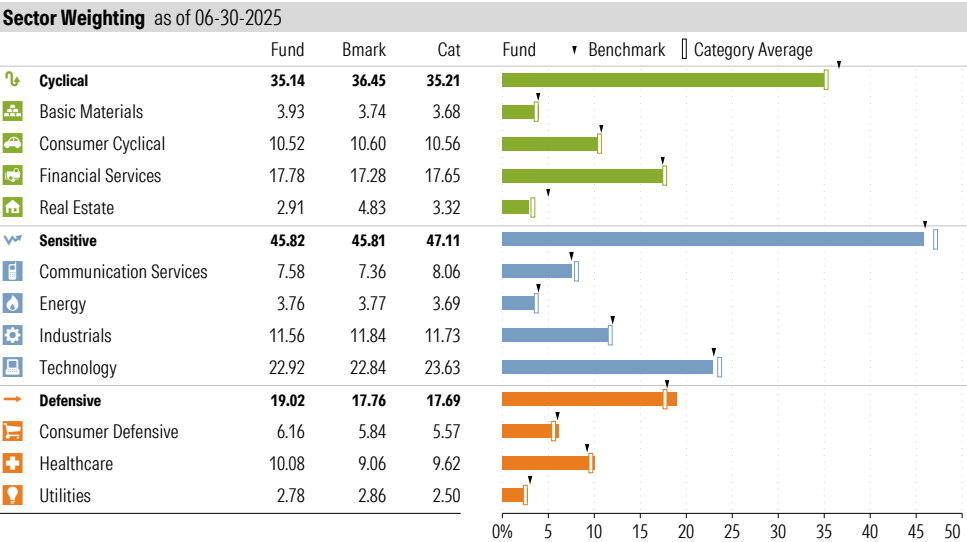
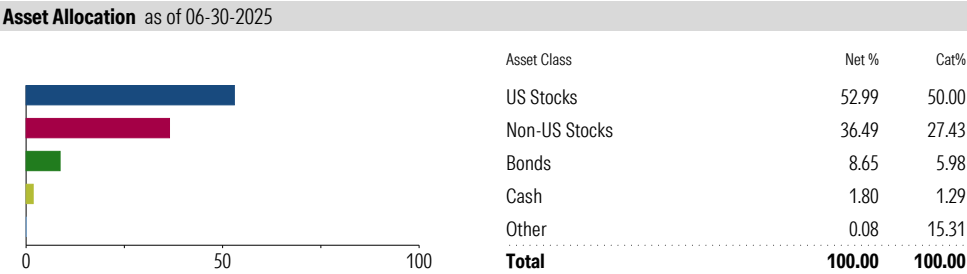
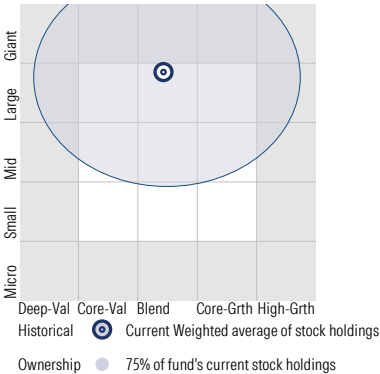
Vanguard Target Retirement 2050 Fund VFIFX

Morningstar Category
Target-Date 2050

Morningstar Index
Morningstar Lifetime Mod 2050 TR USD

Style Analysis as of 06-30-2025

Morningstar Style Box™



Top 6 Holdings as of 06-30-2025						
Name	Maturity Date	% Net Asset	Cumulative %	YTD Return %	Morningstar Sector	
⊕ Vanguard Total Stock Mkt Idx Instl Pls	-	53.38	53.38	-	-	
⊕ Vanguard Total Intl Stock Index Inv	-	37.32	90.69	-	-	
⊕ Vanguard Total Bond Market II Idx Inv	-	5.99	96.68	-	-	
⊖ Vanguard Total Intl Bd II Idx Instl	-	2.71	99.39	-	-	
⊕ Mktliq 12/31/2049	-	0.58	99.98	-	-	
⊕ Us Dollar	-	0.02	100.00	-	-	

Total Holdings 6

⊕ Increase ⊖ Decrease ✱ New to Portfolio

Vanguard Target Retirement 2055 Fund VFFVX

Morningstar Category
Target-Date 2055

Morningstar Index
Morningstar Lifetime Mod 2055 TR USD

Portfolio Manager(s)

Walter Nejman since 02-2013
Aur lie Denis since 02-2023
Michael Roach since 02-2023
Roger Aliaga-Diaz since 02-2023

Quantitative Screens

- Performance: The fund has finished in the Target-Date 2055 category's top three quartiles in 9 of the 10 years it's been in existence.
- Management: The fund's management has been in place for 12.36 years.
- Style: The fund has landed in its primary style box — Large Blend — 100 % of the time over the past three years.
- Net Expense: The fund's expense ratio of 0.08 is 86.44% lower than the Target-Date 2055 category average.

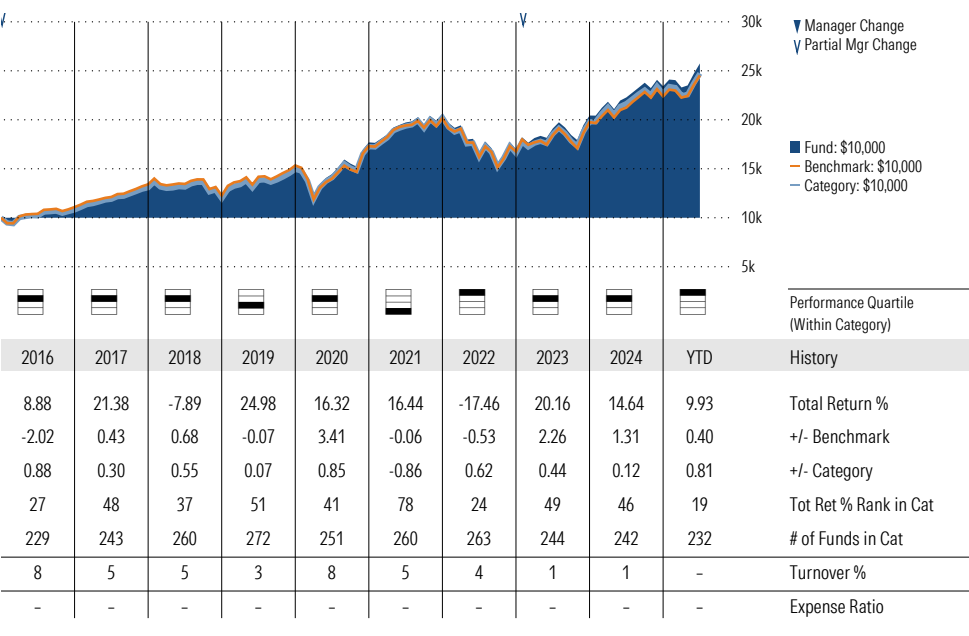
Morningstar Investment Management LLC Analysis

This fund passes all of Morningstar Investment Management's quantitative screens. Morningstar Investment Management has also assessed the fund from a qualitative perspective and, as a fiduciary, is comfortable recommending the fund's use in retirement plans.

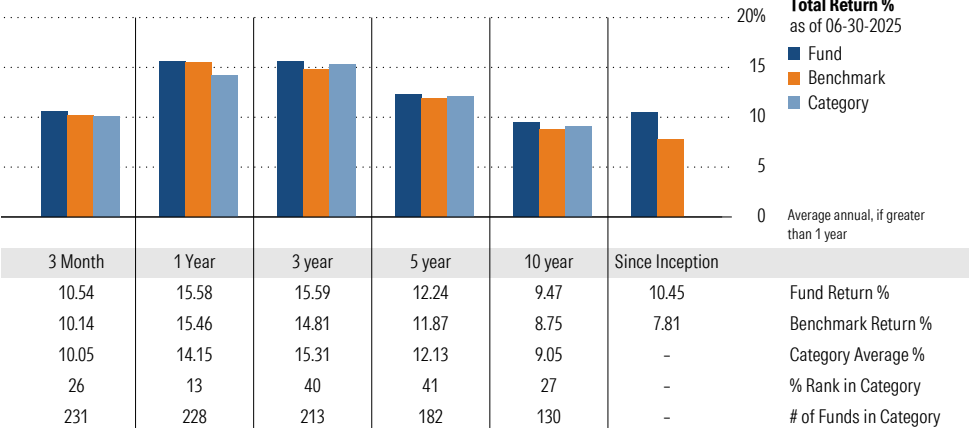
ESG Metrics

Metric	Rating	Updated
Sustainability Rating	3	05-31-2025
Carbon Risk Score	Low Risk	12-31-2022
ESG Commitment	1-Low	02-15-2022

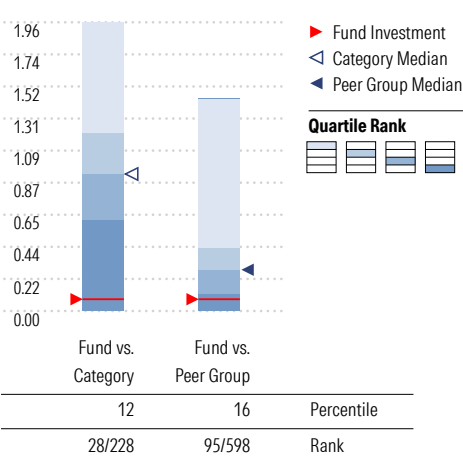
Growth of \$10,000



Trailing Performance



Net Expense



Peer group is a subset of the category and includes funds with the same management style (active vs. passive) and similar share class characteristics.

3-Year Risk Metrics

	Fund	Bmark	Cat
Alpha	1.25	-	0.75
Beta	0.96	-	0.98
R-Squared	98.87	-	97.99
Standard Deviation	14.11	14.65	14.55
Sharpe Ratio	0.76	0.69	0.73
Tracking Error	1.63	-	2.05
Information Ratio	0.48	-	0.25
Up Capture Ratio	98.88	-	100.26
Down Capture Ratio	93.59	-	97.25

Portfolio Metrics

	Fund	Bmark	Cat
Price/Earnings Ratio	20.02	20.72	21.32
Price/Book Ratio	2.62	2.70	2.91
Avg Eff Duration	6.18	-	8.96

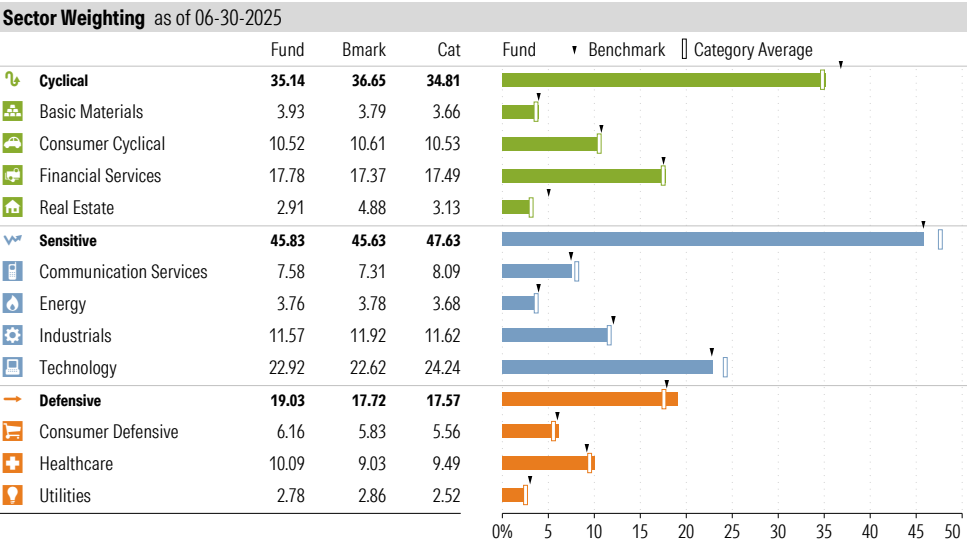
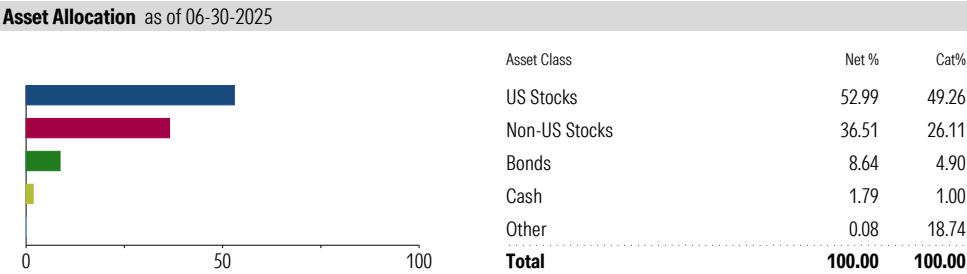
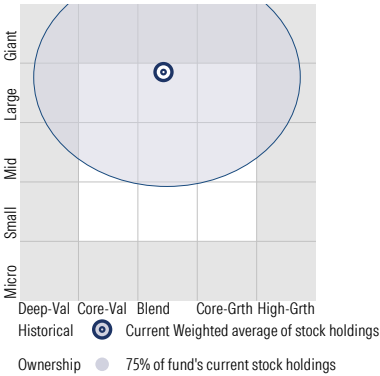
Vanguard Target Retirement 2055 Fund VFFVX

Morningstar Category
Target-Date 2055

Morningstar Index
Morningstar Lifetime Mod 2055 TR USD

Style Analysis as of 06-30-2025

Morningstar Style Box™



Top 6 Holdings as of 06-30-2025

Name	Maturity Date	% Net Asset	Cumulative %	YTD Return %	Morningstar Sector
⊕ Vanguard Total Stock Mkt Idx Instl Pls	-	53.38	53.38	-	-
⊕ Vanguard Total Intl Stock Index Inv	-	37.33	90.71	-	-
⊕ Vanguard Total Bond Market II Idx Inv	-	5.96	96.67	-	-
⊖ Vanguard Total Intl Bd II Idx Instl	-	2.74	99.41	-	-
⊕ Mktliq 12/31/2049	-	0.58	99.99	-	-
⊕ Us Dollar	-	0.01	100.00	-	-

Total Holdings 6

⊕ Increase ⊖ Decrease ✱ New to Portfolio

Vanguard Target Retirement 2060 Fund VTTSX

Morningstar Category
Target-Date 2060

Morningstar Index
Morningstar Mod Tgt Risk TR USD

Portfolio Manager(s)

Walter Nejman since 02-2013
Aur lie Denis since 02-2023
Michael Roach since 02-2023
Roger Aliaga-Diaz since 02-2023

Quantitative Screens

- Performance: The fund has finished in the Target-Date 2060 category's top three quartiles in 9 of the 10 years it's been in existence.
- Management: The fund's management has been in place for 12.36 years.
- Style: The fund has landed in its primary style box — Large Blend — 100 % of the time over the past three years.
- Net Expense: The fund's expense ratio of 0.08 is 86.44% lower than the Target-Date 2060 category average.

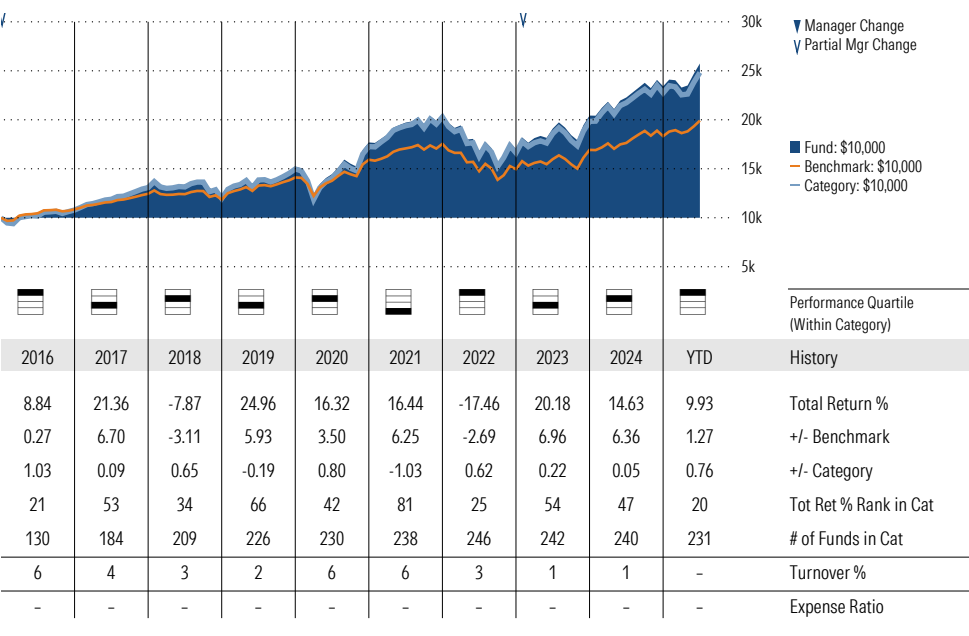
Morningstar Investment Management LLC Analysis

This fund passes all of Morningstar Investment Management's quantitative screens. Morningstar Investment Management has also assessed the fund from a qualitative perspective and, as a fiduciary, is comfortable recommending the fund's use in retirement plans.

ESG Metrics

Metric	Rating	Updated
Sustainability Rating	3	05-31-2025
Carbon Risk Score	Low Risk	12-31-2022
ESG Commitment	1-Low	02-15-2022

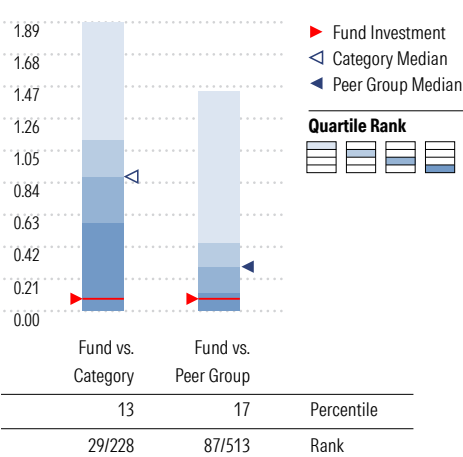
Growth of \$10,000



Trailing Performance



Net Expense



Peer group is a subset of the category and includes funds with the same management style (active vs. passive) and similar share class characteristics.

3-Year Risk Metrics

	Fund	Bmark	Cat
Alpha	2.63	-	2.25
Beta	1.21	-	1.24
R-Squared	96.23	-	94.40
Standard Deviation	14.10	11.45	14.62
Sharpe Ratio	0.76	0.52	0.74
Tracking Error	3.63	-	4.42
Information Ratio	1.39	-	1.12
Up Capture Ratio	129.17	-	131.21
Down Capture Ratio	115.35	-	119.62

Portfolio Metrics

	Fund	Bmark	Cat
Price/Earnings Ratio	20.02	20.19	21.30
Price/Book Ratio	2.62	2.52	2.92
Avg Eff Duration	6.18	-	7.28

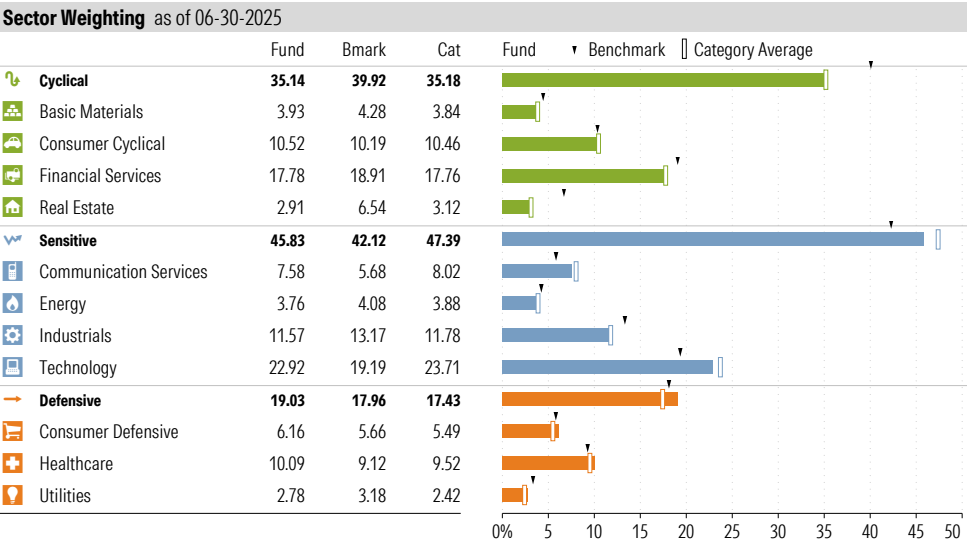
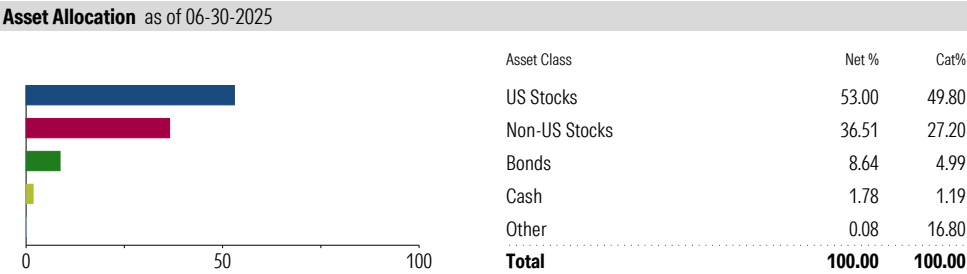
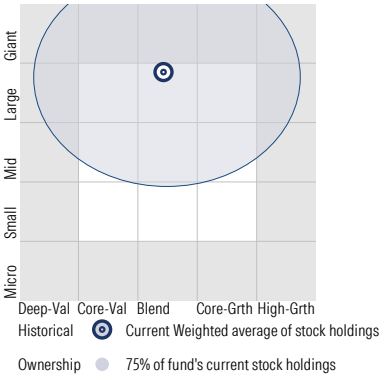
Vanguard Target Retirement 2060 Fund VTTSX

Morningstar Category
Target-Date 2060

Morningstar Index
Morningstar Mod Tgt Risk TR USD

Style Analysis as of 06-30-2025

Morningstar Style Box™



Top 6 Holdings as of 06-30-2025

Name	Maturity Date	% Net Asset	Cumulative %	YTD Return %	Morningstar Sector
⊕ Vanguard Total Stock Mkt Idx Instl Pls	-	53.38	53.38	-	-
⊕ Vanguard Total Intl Stock Index Inv	-	37.33	90.71	-	-
⊕ Vanguard Total Bond Market II Idx Inv	-	5.97	96.68	-	-
⊕ Vanguard Total Intl Bd II Idx Instl	-	2.74	99.42	-	-
⊕ Mktliq 12/31/2049	-	0.57	99.99	-	-
⊕ Us Dollar	-	0.01	100.00	-	-

Total Holdings 6

⊕ Increase ⊖ Decrease ✱ New to Portfolio

Vanguard Target Retirement 2065 Fund VLXVX

Morningstar Category
Target-Date 2065+
Morningstar Index
Morningstar Mod Tgt Risk TR USD

Portfolio Manager(s)

Walter Nejman since 07-2017
Aur lie Denis since 02-2023
Michael Roach since 02-2023
Roger Aliaga-Diaz since 02-2023

Quantitative Screens

- Performance: The fund has finished in the Target-Date 2065+ category's top three quartiles in 5 of the 7 years it's been in existence.
- Management: The fund's management has been in place for 7.97 years.
- Style: The fund has landed in its primary style box — Large Blend — 100 % of the time over the past three years.
- Net Expense: The fund's expense ratio of 0.08 is 85.96% lower than the Target-Date 2065+ category average.

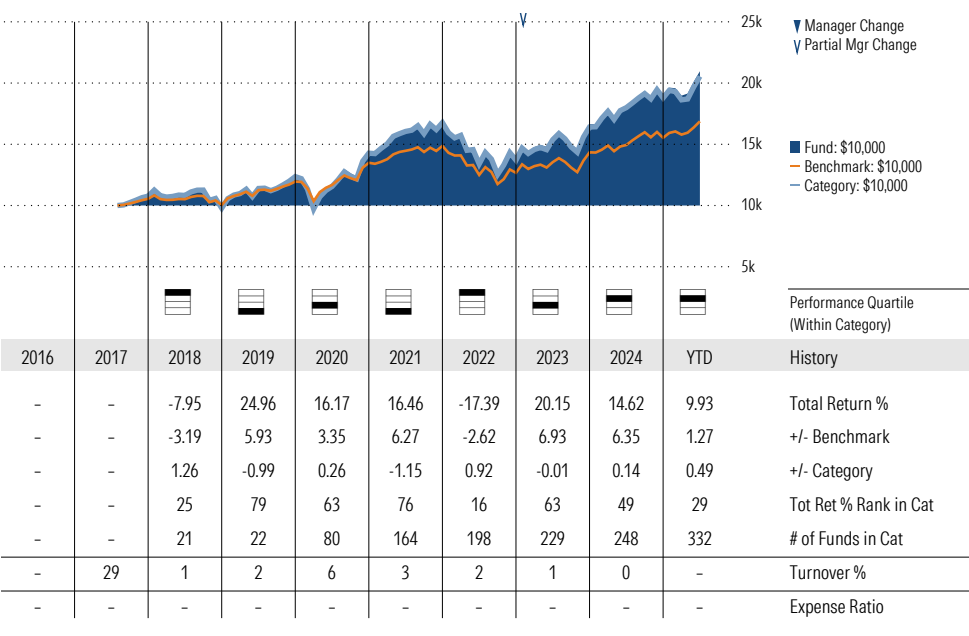
Morningstar Investment Management LLC Analysis

This fund passes all of Morningstar Investment Management's quantitative screens. Morningstar Investment Management has also assessed the fund from a qualitative perspective and, as a fiduciary, is comfortable recommending the fund's use in retirement plans.

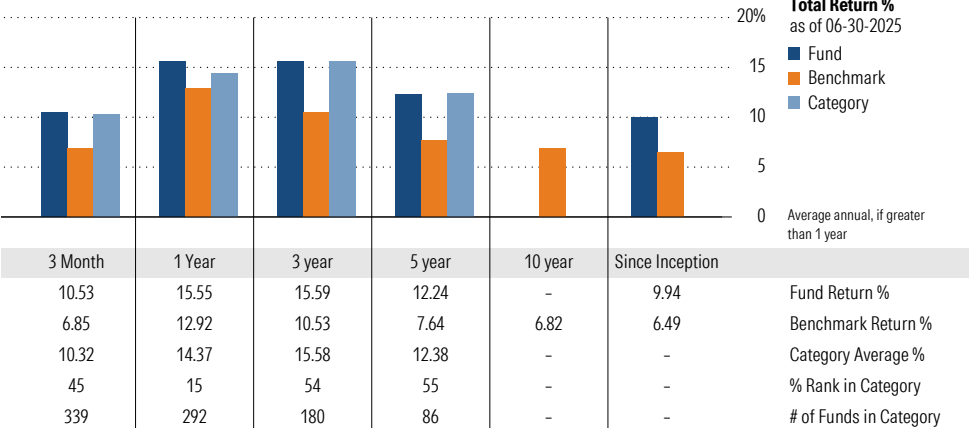
ESG Metrics

Metric	Rating	Updated
Sustainability Rating	3	05-31-2025
Carbon Risk Score	Low Risk	12-31-2022
ESG Commitment	1-Low	02-15-2022

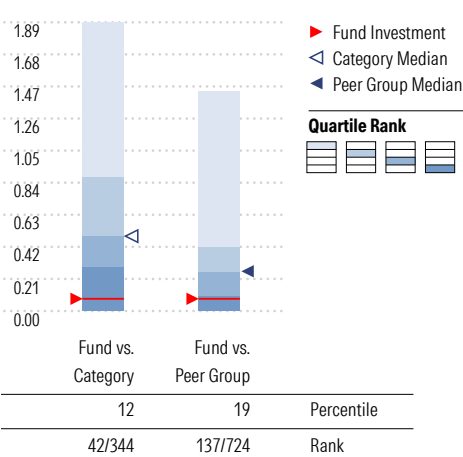
Growth of \$10,000



Trailing Performance



Net Expense



Peer group is a subset of the category and includes funds with the same management style (active vs. passive) and similar share class characteristics.

3-Year Risk Metrics

	Fund	Bmark	Cat
Alpha	2.64	-	2.71
Beta	1.21	-	1.24
R-Squared	96.26	-	93.78
Standard Deviation	14.09	11.45	15.09
Sharpe Ratio	0.76	0.52	0.74
Tracking Error	3.61	-	4.95
Information Ratio	1.40	-	1.14
Up Capture Ratio	129.09	-	132.11
Down Capture Ratio	115.19	-	118.62

Portfolio Metrics

	Fund	Bmark	Cat
Price/Earnings Ratio	20.02	20.19	21.45
Price/Book Ratio	2.62	2.52	2.79
Avg Eff Duration	6.18	-	8.29

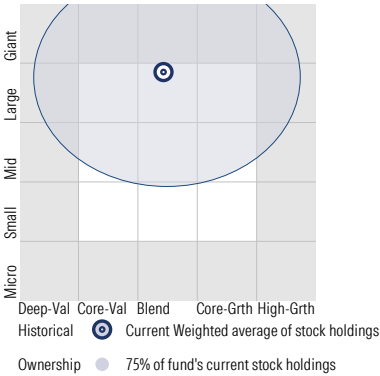
Vanguard Target Retirement 2065 Fund VLXVX

Morningstar Category
Target-Date 2065+

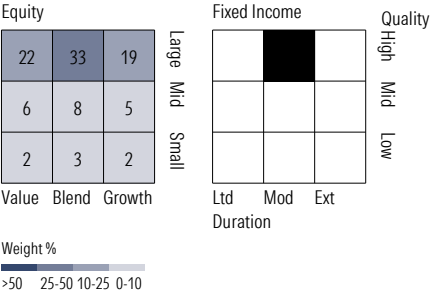
Morningstar Index
Morningstar Mod Tgt Risk TR USD

Style Analysis as of 06-30-2025

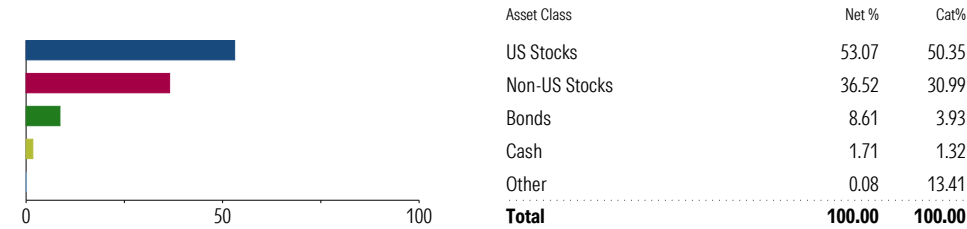
Morningstar Style Box™



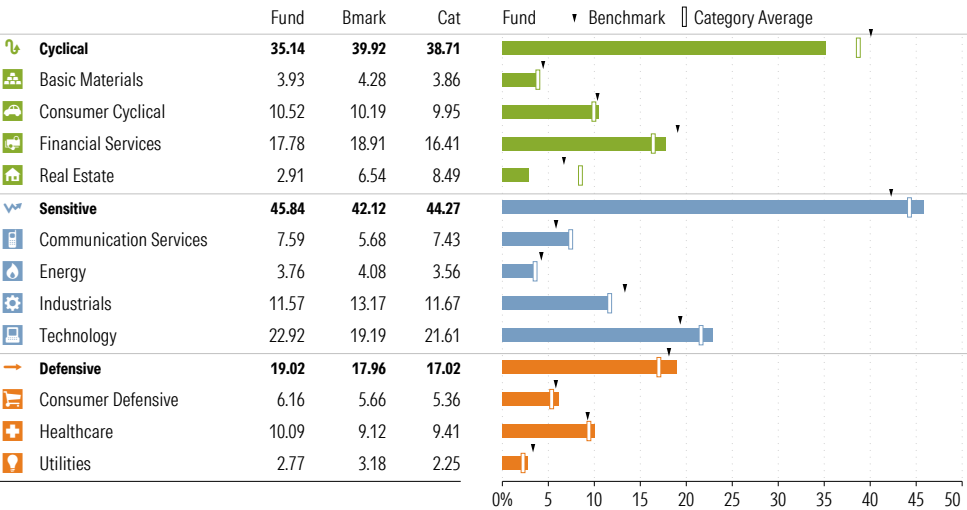
Style Breakdown



Asset Allocation as of 06-30-2025



Sector Weighting as of 06-30-2025



Top 6 Holdings as of 06-30-2025

Name	Maturity Date	% Net Asset	Cumulative %	YTD Return %	Morningstar Sector
⊕ Vanguard Total Stock Mkt Idx Instl Pls	-	53.46	53.46	-	-
⊕ Vanguard Total Intl Stock Index Inv	-	37.35	90.81	-	-
⊕ Vanguard Total Bond Market II Idx Inv	-	5.97	96.78	-	-
⊕ Vanguard Total Intl Bd II Idx Instl	-	2.70	99.48	-	-
⊕ Mktliq 12/31/2049	-	0.52	100.00	-	-
⊕ Us Dollar	-	0.00	100.00	-	-

Total Holdings 6

⊕ Increase ⊖ Decrease ✱ New to Portfolio

Vanguard Target Retirement 2070 Fund VSVNX

Morningstar Category
Target-Date 2065+
Morningstar Index
Morningstar Mod Tgt Risk TR USD

Portfolio Manager(s)

Walter Nejman since 06-2022
Aur lie Denis since 02-2023
Michael Roach since 02-2023
Roger Aliaga-Diaz since 02-2023

Quantitative Screens

The Performance screen is not applicable for funds with less than three years of data.

- Management: The fund's management has been in place for 3.01 years.
- Style: The fund has landed in its primary style box — Large Blend — 100 % of the time over the past three years.
- Net Expense: The fund's expense ratio of 0.08 is 85.96% lower than the Target-Date 2065+ category average.

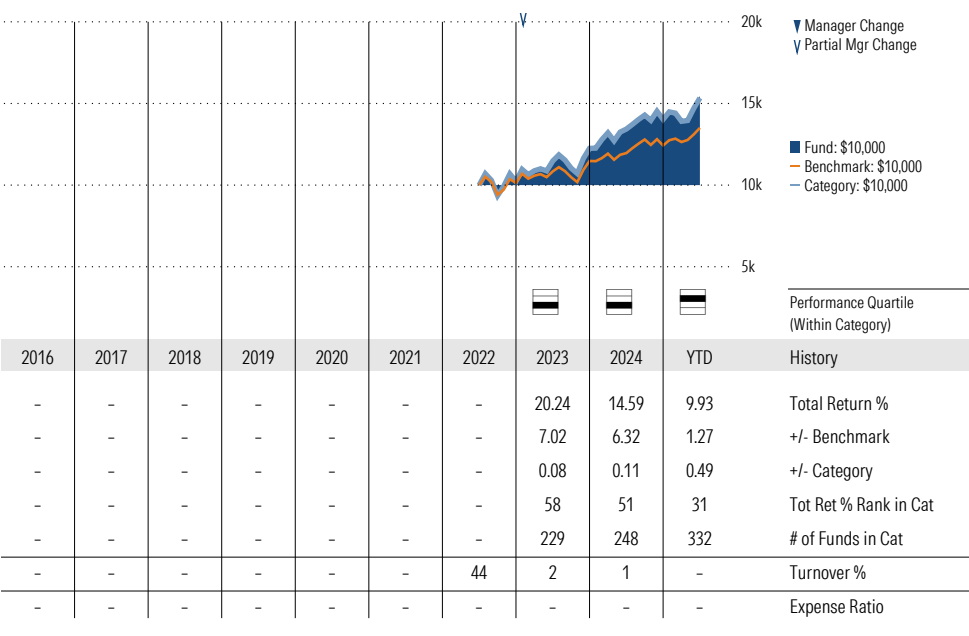
Morningstar Investment Management LLC Analysis

This fund fails the manager tenure screen due to a limited history for this target-date vintage.

ESG Metrics

Metric	Rating	Updated
Sustainability Rating	3	05-31-2025
Carbon Risk Score	Low Risk	12-31-2022

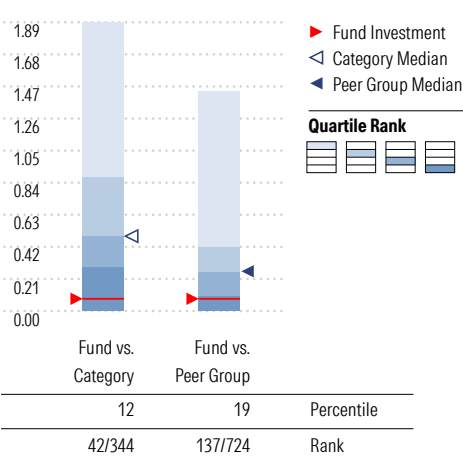
Growth of \$10,000



Trailing Performance



Net Expense



Peer group is a subset of the category and includes funds with the same management style (active vs. passive) and similar share class characteristics.

3-Year Risk Metrics

	Fund	Bmark	Cat
Alpha	2.66	-	2.71
Beta	1.21	-	1.24
R-Squared	96.18	-	93.78
Standard Deviation	14.10	11.45	15.09
Sharpe Ratio	0.77	0.52	0.74
Tracking Error	3.64	-	4.95
Information Ratio	1.40	-	1.14
Up Capture Ratio	129.24	-	132.11
Down Capture Ratio	115.28	-	118.62

Portfolio Metrics

	Fund	Bmark	Cat
Price/Earnings Ratio	20.04	20.19	21.45
Price/Book Ratio	2.62	2.52	2.79
Avg Eff Duration	6.16	-	8.29

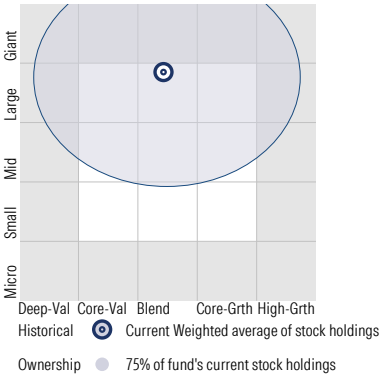
Vanguard Target Retirement 2070 Fund VSVNX

Morningstar Category
Target-Date 2065+

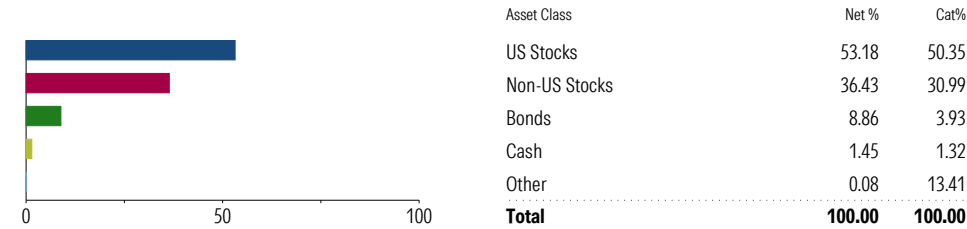
Morningstar Index
Morningstar Mod Tgt Risk TR USD

Style Analysis as of 06-30-2025

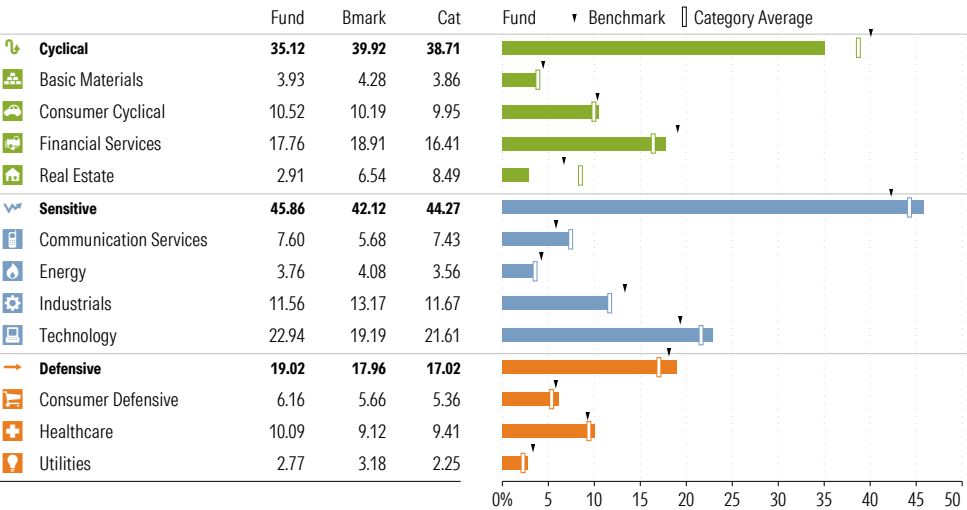
Morningstar Style Box™



Asset Allocation as of 06-30-2025



Sector Weighting as of 06-30-2025



Top 6 Holdings as of 06-30-2025

Name	Maturity Date	% Net Asset	Cumulative %	YTD Return %	Morningstar Sector
⊕ Vanguard Total Stock Mkt Idx Instl Pls	-	53.57	53.57	-	-
⊕ Vanguard Total Intl Stock Index Inv	-	37.26	90.83	-	-
⊕ Vanguard Total Bond Market II Idx Inv	-	6.23	97.06	-	-
⊕ Vanguard Total Intl Bd II Idx Instl	-	2.68	99.74	-	-
⊕ Mktliq 12/31/2049	-	0.19	99.93	-	-
⊕ Us Dollar	-	0.07	100.00	-	-

Total Holdings 6

⊕ Increase ⊖ Decrease ✱ New to Portfolio

Vanguard Target Retirement Income Fund VTINX

Morningstar Category
Target-Date Retirement

Morningstar Index
Morningstar Lifetime Mod Incm TR USD

Portfolio Manager(s)

Walter Nejman since 02-2013
Aur lie Denis since 02-2023
Michael Roach since 02-2023
Roger Aliaga-Diaz since 02-2023

Quantitative Screens

- Performance: The fund has finished in the Target-Date Retirement category's top three quartiles in 10 of the 10 years it's been in existence.
- Management: The fund's management has been in place for 12.36 years.
- Style: The fund has landed in its primary style box — Large Blend — 100 % of the time over the past three years.
- Net Expense: The fund's expense ratio of 0.08 is 84.91% lower than the Target-Date Retirement category average.

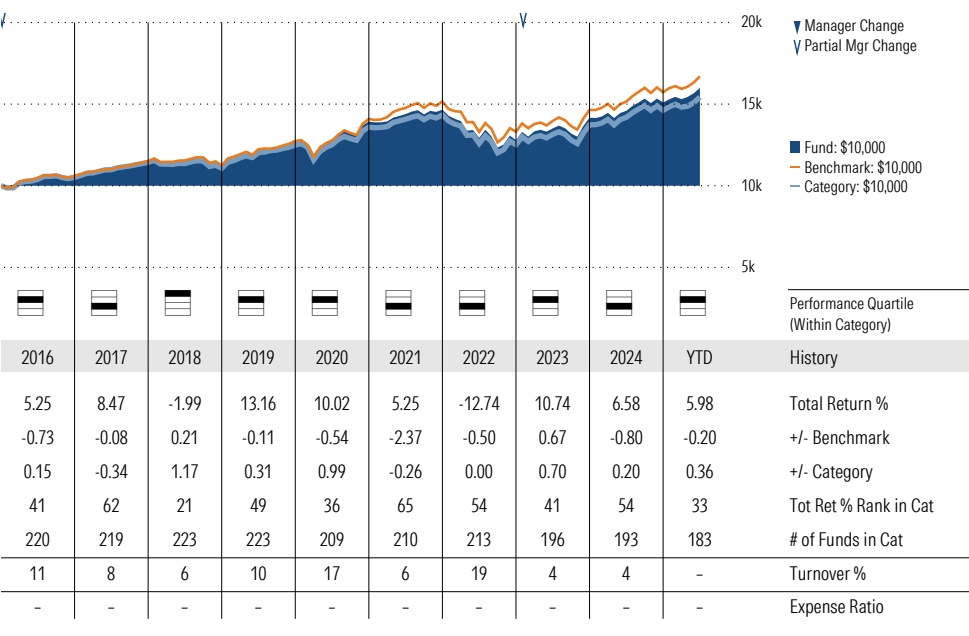
Morningstar Investment Management LLC Analysis

This fund passes all of Morningstar Investment Management's quantitative screens. Morningstar Investment Management has also assessed the fund from a qualitative perspective and, as a fiduciary, is comfortable recommending the fund's use in retirement plans.

ESG Metrics

Metric	Rating	Updated
Sustainability Rating	4	05-31-2025
ESG Commitment	1-Low	02-15-2022

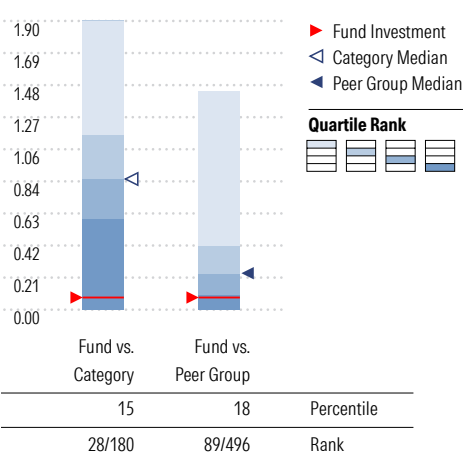
Growth of \$10,000



Trailing Performance



Net Expense



Peer group is a subset of the category and includes funds with the same management style (active vs. passive) and similar share class characteristics.

3-Year Risk Metrics

	Fund	Bmark	Cat
Alpha	-0.15	-	-0.59
Beta	0.95	-	0.99
R-Squared	98.52	-	97.12
Standard Deviation	7.99	8.34	8.40
Sharpe Ratio	0.33	0.38	0.30
Tracking Error	1.06	-	1.57
Information Ratio	-0.53	-	-0.44
Up Capture Ratio	94.55	-	96.93
Down Capture Ratio	95.82	-	101.51

Portfolio Metrics

	Fund	Bmark	Cat
Price/Earnings Ratio	20.08	22.18	21.75
Price/Book Ratio	2.63	3.06	2.84
Avg Eff Duration	5.32	-	4.96

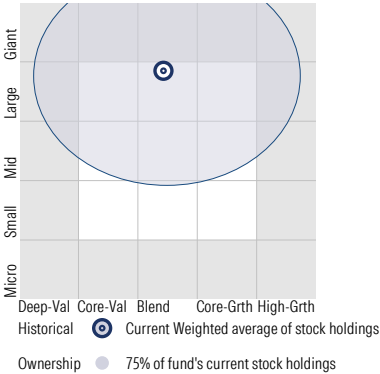
Vanguard Target Retirement Income Fund VTINX

Morningstar Category
Target-Date Retirement

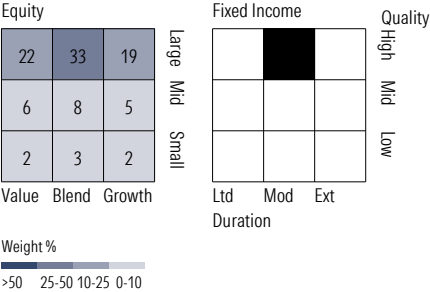
Morningstar Index
Morningstar Lifetime Mod Incm TR USD

Style Analysis as of 06-30-2025

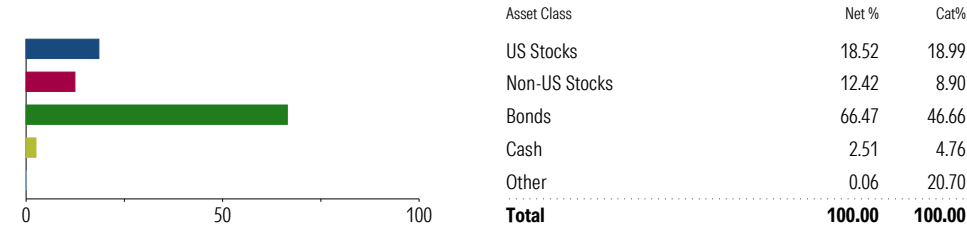
Morningstar Style Box™



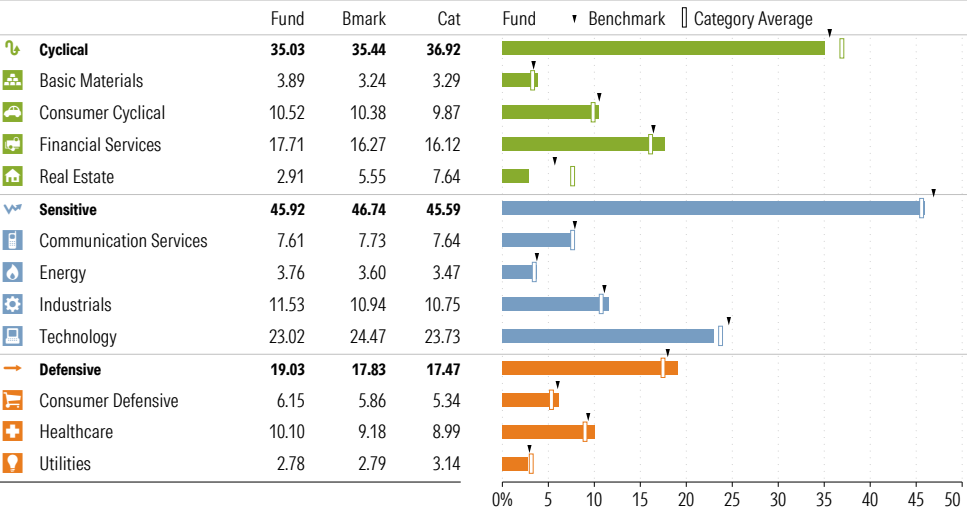
Style Breakdown



Asset Allocation as of 06-30-2025



Sector Weighting as of 06-30-2025



Top 7 Holdings as of 06-30-2025

Name	Maturity Date	% Net Asset	Cumulative %	YTD Return %	Morningstar Sector
⊖ Vanguard Total Bond Market II Idx Inv	-	35.72	35.72	-	-
⊖ Vanguard Total Stock Mkt Idx Instl Pls	-	18.66	54.38	-	-
⊖ Vanguard Shrt-Term Infl-Prot Sec Idx Adm	-	16.58	70.95	-	-
⊖ Vanguard Total Intl Bd II Idx Instl	-	15.75	86.70	-	-
⊖ Vanguard Total Intl Stock Index Inv	-	12.70	99.40	-	-
⊕ Mktliq 12/31/2049	-	0.58	99.98	-	-
⊕ Us Dollar	-	0.02	100.00	-	-

Total Holdings 7

⊕ Increase ⊖ Decrease ✱ New to Portfolio

Vanguard Value Index Adm VVIAX

Morningstar Category
Large Value
Morningstar Index
Russell 1000 Value TR USD

Portfolio Manager(s)

Gerard O'Reilly since 12-1994
Aaron Choi since 02-2025
Jena Stenger since 02-2025

Quantitative Screens

- Performance: The fund has finished in the Large Value category's top three quartiles in 10 of the 10 years it's been in existence.
- Management: The fund's management has been in place for 30.52 years.
- Style: The fund has landed in its primary style box — Large Value — 100 % of the time over the past three years.
- Net Expense: The fund's expense ratio of 0.05 is 94.19% lower than the Large Value category average.

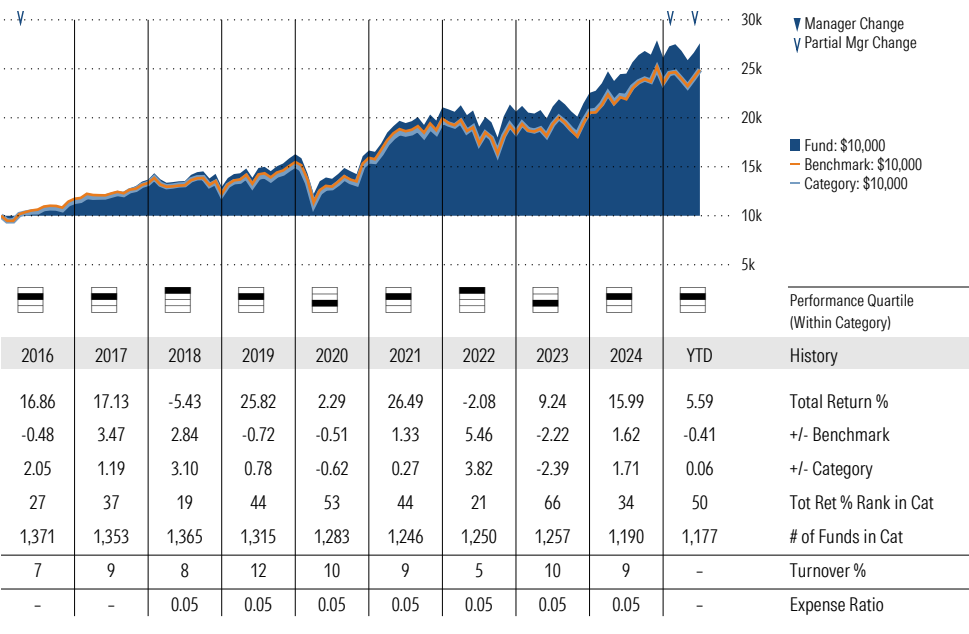
Morningstar Investment Management LLC Analysis

This fund passes all of Morningstar Investment Management's quantitative screens. Morningstar Investment Management has also assessed the fund from a qualitative perspective and, as a fiduciary, is comfortable recommending the fund's use in retirement plans.

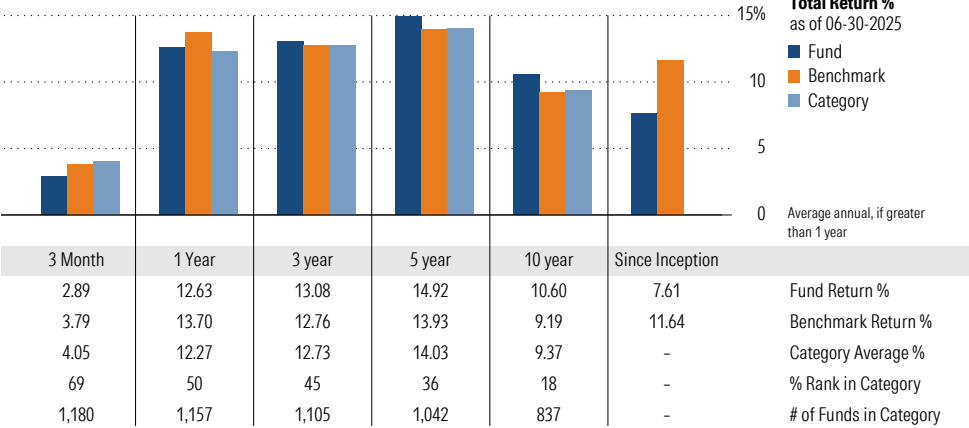
ESG Metrics

Metric	Rating	Updated
Sustainability Rating	3	05-31-2025
Carbon Risk Score	Medium Risk	12-31-2022
ESG Commitment	1-Low	02-15-2022

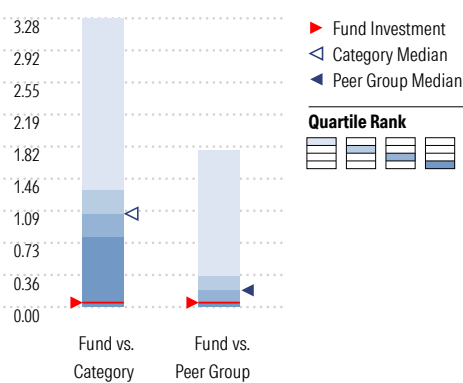
Growth of \$10,000



Trailing Performance



Net Expense



3-Year Risk Metrics

	Fund	Bmark	Cat
Alpha	1.07	-	0.57
Beta	0.93	-	0.94
R-Squared	97.65	-	93.77
Standard Deviation	14.95	15.88	15.48
Sharpe Ratio	0.58	0.54	0.54
Tracking Error	2.55	-	3.96
Information Ratio	0.12	-	-0.04
Up Capture Ratio	94.91	-	95.09
Down Capture Ratio	90.28	-	92.81

Portfolio Metrics

	Fund	Bmark	Cat
Price/Earnings Ratio	18.93	20.10	18.87
Price/Book Ratio	2.73	2.73	2.51
Geom Avg Mkt Cap \$B	125.81	104.18	141.13
ROE	23.80	18.89	20.63

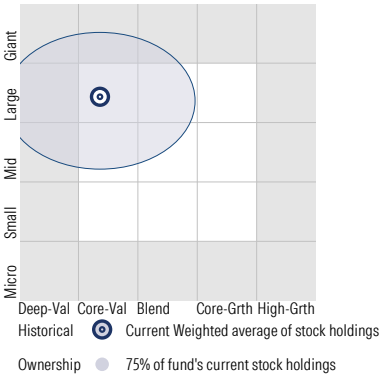
Vanguard Value Index Adm VVIAX

Morningstar Category
Large Value

Morningstar Index
Russell 1000 Value TR USD

Style Analysis as of 06-30-2025

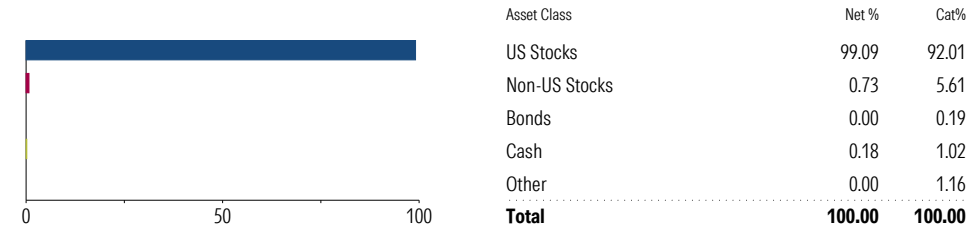
Morningstar Style Box™



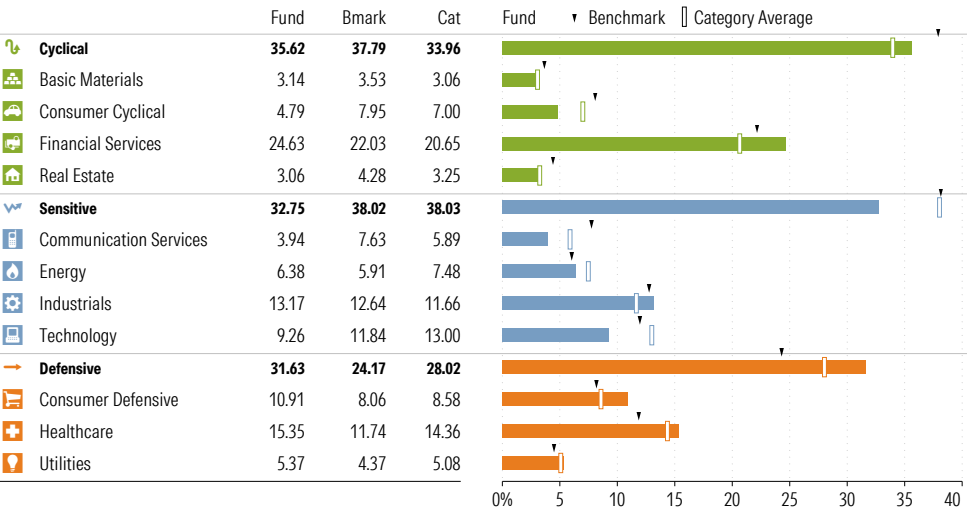
Style Breakdown



Asset Allocation as of 06-30-2025



Sector Weighting as of 06-30-2025



Top 15 Holdings as of 06-30-2025

Name	% Net Asset	Cumulative %	YTD Return %	Morningstar Sector
⊕ Berkshire Hathaway Inc Class B	3.59	3.59	7.17	Financial Services
⊕ JPMorgan Chase & Co	3.40	6.99	22.05	Financial Services
⊕ Exxon Mobil Corp	2.07	9.06	2.05	Energy
⊕ Walmart Inc	2.03	11.09	8.74	Consumer Defensive
⊕ Procter & Gamble Co	1.86	12.95	-3.74	Consumer Defensive
⊕ Johnson & Johnson	1.74	14.69	7.38	Healthcare
⊕ The Home Depot Inc	1.71	16.40	-4.56	Consumer Cyclical
⊕ AbbVie Inc	1.53	17.93	6.30	Healthcare
⊖ Bank of America Corp	1.34	19.27	8.85	Financial Services
⊕ Philip Morris International Inc	1.31	20.58	53.58	Consumer Defensive
⊕ UnitedHealth Group Inc	1.30	21.87	-37.48	Healthcare
⊕ Oracle Corp	1.30	23.17	31.74	Technology
⊕ Coca-Cola Co	1.16	24.33	15.27	Consumer Defensive
⊕ Wells Fargo & Co	1.15	25.47	15.21	Financial Services
⊕ International Business Machines Corp	1.12	26.59	35.62	Technology

Total Holdings 334

⊕ Increase ⊖ Decrease ✨ New to Portfolio