

Allspring Special Mid Cap Value R6 WFPRX

Morningstar Category
Mid-Cap Value

Morningstar Index
Russell Mid Cap Value TR USD

Portfolio Manager(s)

Bryant VanCronkhite since 01-2009
James Tringas since 03-2009
Shane Zweck since 02-2019

Quantitative Screens

- Performance: The fund has finished in the Mid-Cap Value category's top three quartiles in 9 of the 10 years it's been in existence.
- Management: The fund's management has been in place for 16.45 years.
- Style: The fund has landed in its primary style box — Mid-Cap Value — 96.77 % of the time over the past three years.
- Net Expense: The fund's expense ratio of 0.7 is 26.32% lower than the Mid-Cap Value category average.

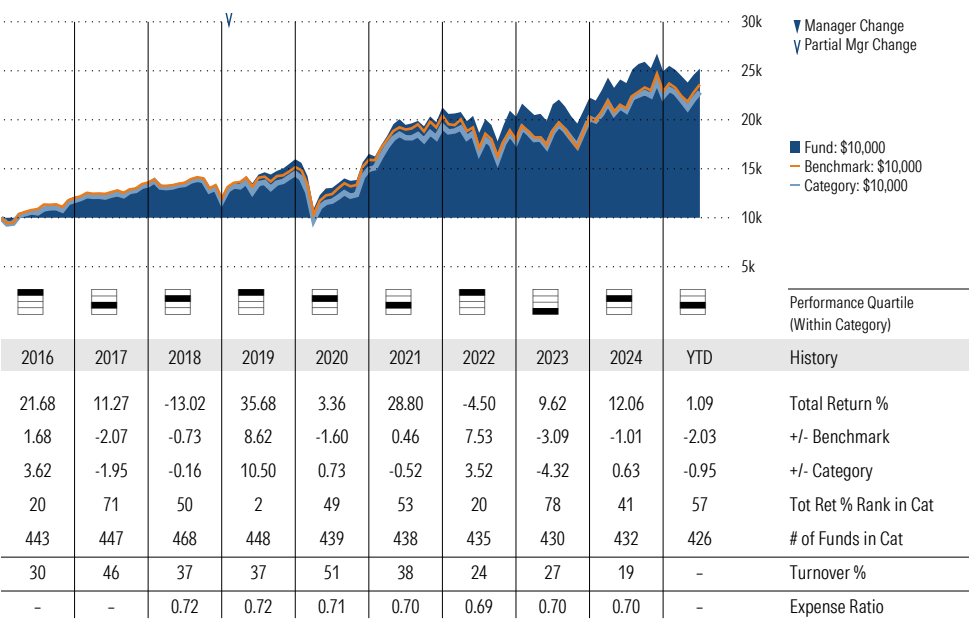
Morningstar Investment Management LLC Analysis

This fund passes all of Morningstar Investment Management's quantitative screens. Morningstar Investment Management has also assessed the fund from a qualitative perspective and, as a fiduciary, is comfortable recommending the fund's use in retirement plans.

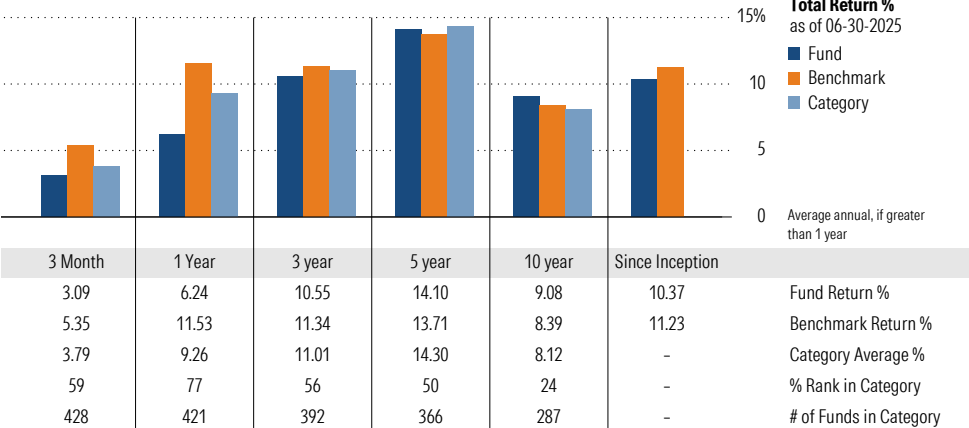
ESG Metrics

Metric	Rating	Updated
Sustainability Rating	4	05-31-2025
Carbon Risk Score	Medium Risk	12-31-2022

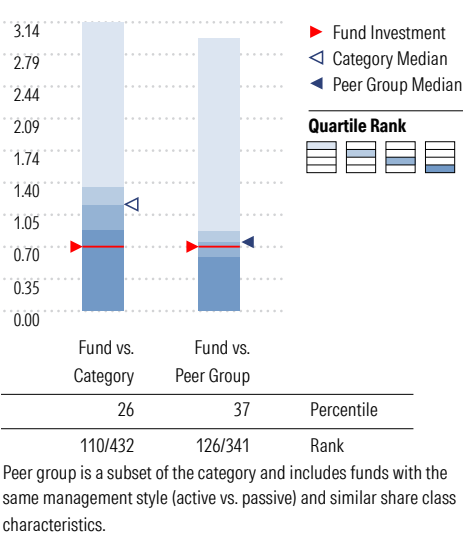
Growth of \$10,000



Trailing Performance



Net Expense



3-Year Risk Metrics

	Fund	Bmark	Cat
Alpha	0.55	-	0.10
Beta	0.87	-	0.96
R-Squared	97.20	-	93.80
Standard Deviation	16.49	18.71	18.62
Sharpe Ratio	0.40	0.41	0.39
Tracking Error	3.69	-	4.78
Information Ratio	-0.21	-	-0.12
Up Capture Ratio	88.07	-	96.12
Down Capture Ratio	86.23	-	95.99

Portfolio Metrics

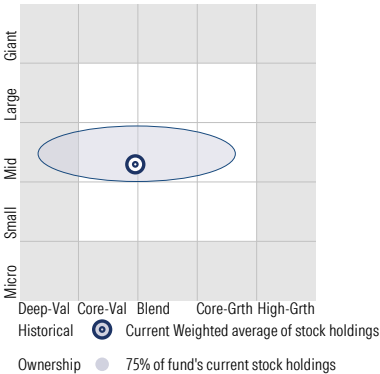
	Fund	Bmark	Cat
Price/Earnings Ratio	20.33	19.96	17.69
Price/Book Ratio	2.16	2.29	1.90
Geom Avg Mkt Cap \$B	20.12	20.32	19.95
ROE	13.06	14.22	14.57

Allspring Special Mid Cap Value R6 WFPRX

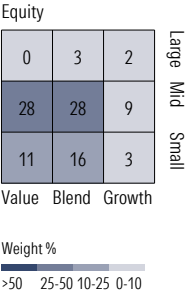
Morningstar Category
Mid-Cap Value

Morningstar Index
Russell Mid Cap Value TR USD

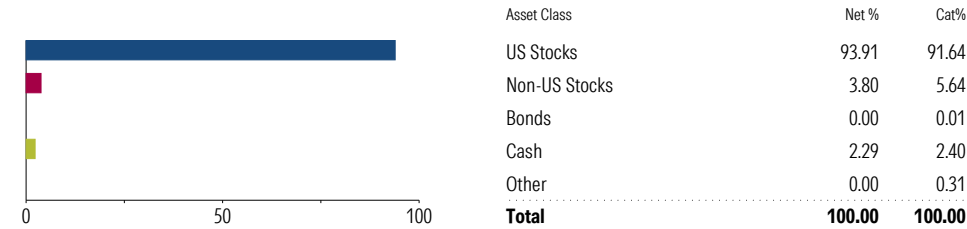
Style Analysis as of 06-30-2025
Morningstar Style Box™



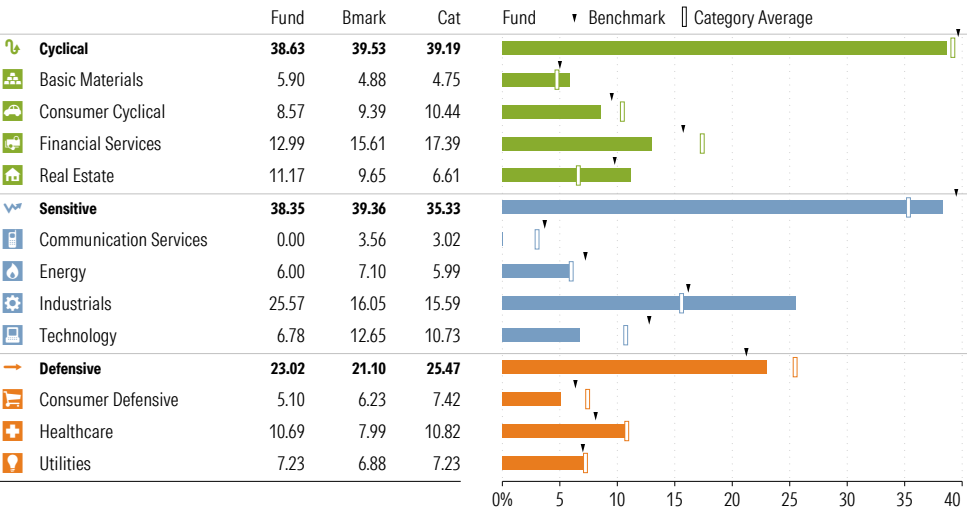
Style Breakdown



Asset Allocation as of 06-30-2025



Sector Weighting as of 06-30-2025



Top 10 Holdings as of 06-30-2025

Name	% Net Asset	Cumulative %	YTD Return %	Morningstar Sector
Keurig Dr Pepper Inc	2.93	2.93	5.07	Consumer Defensive
AerCap Holdings NV	2.91	5.83	22.82	Industrials
American Electric Power Co Inc	2.88	8.72	14.52	Utilities
CBRE Group Inc Class A	2.85	11.57	6.73	Real Estate
Labcorp Holdings Inc	2.73	14.29	15.10	Healthcare
Carlisle Companies Inc	2.57	16.86	1.78	Industrials
Arch Capital Group Ltd	2.49	19.35	-1.41	Financial Services
Vulcan Materials Co	2.42	21.78	1.78	Basic Materials
Jefferies Financial Group Inc	2.38	24.16	-29.22	Financial Services
Brown & Brown Inc	2.37	26.52	8.97	Financial Services

Total Holdings 10

⊕ Increase ⊖ Decrease ✱ New to Portfolio

DFA US Targeted Value I DFFVX

Morningstar Category
Small Value
Morningstar Index
Russell 2000 Value TR USD

Portfolio Manager(s)

Jed Fogdall since 02-2012
Joel Schneider since 07-2015
Marc Leblond since 02-2020

Quantitative Screens

- Performance: The fund has finished in the Small Value category's top three quartiles in 10 of the 10 years it's been in existence.
- Management: The fund's management has been in place for 13.35 years.
- Style: The fund has landed in its primary style box — Small Value — 100 % of the time over the past three years.
- Net Expense: The fund's expense ratio of 0.29 is 73.39% lower than the Small Value category average.

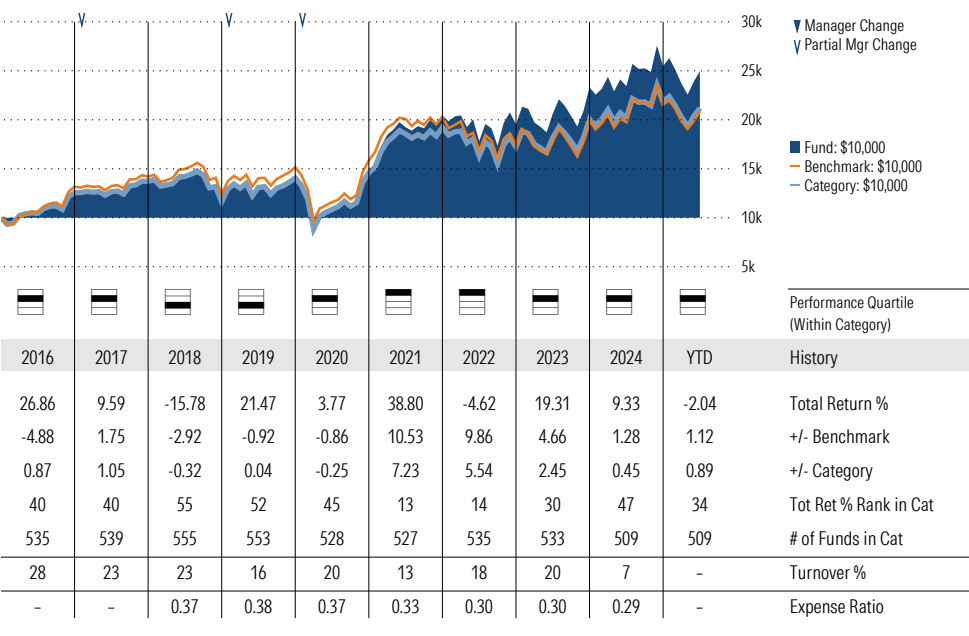
Morningstar Investment Management LLC Analysis

This fund passes all of Morningstar Investment Management's quantitative screens. Morningstar Investment Management has also assessed the fund from a qualitative perspective and, as a fiduciary, is comfortable recommending the fund's use in retirement plans.

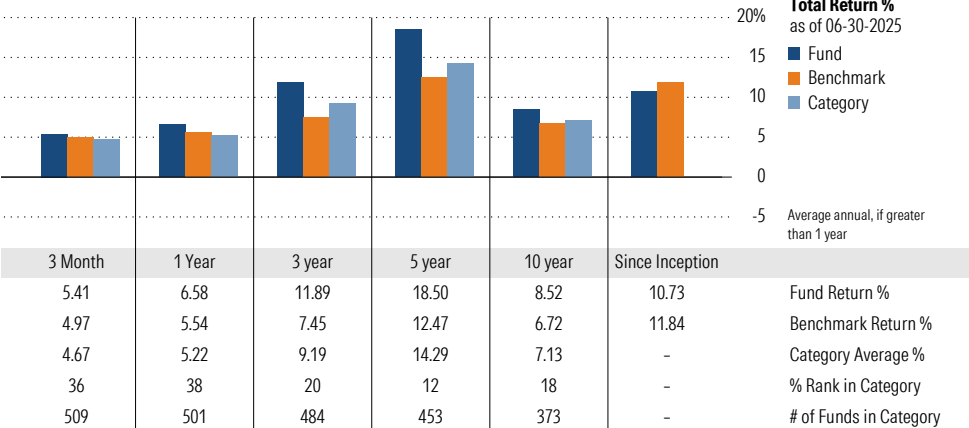
ESG Metrics

Metric	Rating	Updated
Sustainability Rating	3	05-31-2025
Carbon Risk Score	Medium Risk	12-31-2022

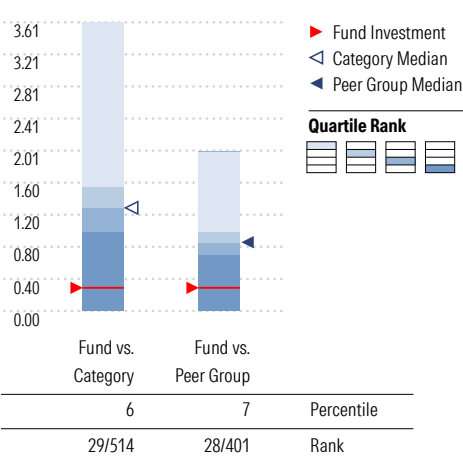
Growth of \$10,000



Trailing Performance



Net Expense



Peer group is a subset of the category and includes funds with the same management style (active vs. passive) and similar share class characteristics.

3-Year Risk Metrics

	Fund	Bmark	Cat
Alpha	4.27	-	1.90
Beta	0.97	-	0.93
R-Squared	97.66	-	94.42
Standard Deviation	22.54	22.98	21.90
Sharpe Ratio	0.40	0.22	0.28
Tracking Error	3.52	-	5.33
Information Ratio	1.26	-	0.27
Up Capture Ratio	104.76	-	96.77
Down Capture Ratio	92.49	-	91.68

Portfolio Metrics

	Fund	Bmark	Cat
Price/Earnings Ratio	13.38	13.75	15.06
Price/Book Ratio	1.16	1.15	1.58
Geom Avg Mkt Cap \$B	3.46	1.97	5.42
ROE	7.51	3.84	11.00

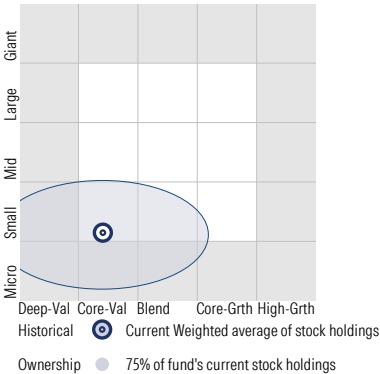
DFA US Targeted Value I DFFVX

Morningstar Category
Small Value

Morningstar Index
Russell 2000 Value TR USD

Style Analysis as of 06-30-2025

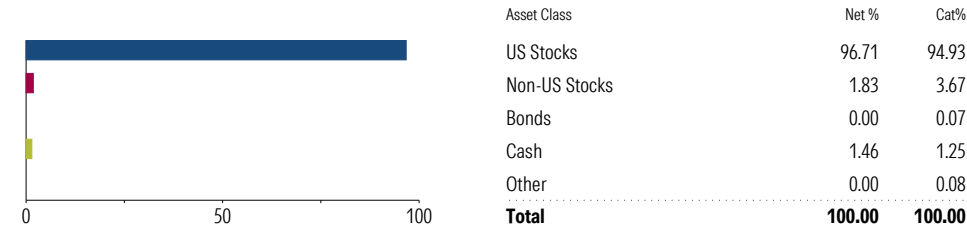
Morningstar Style Box™



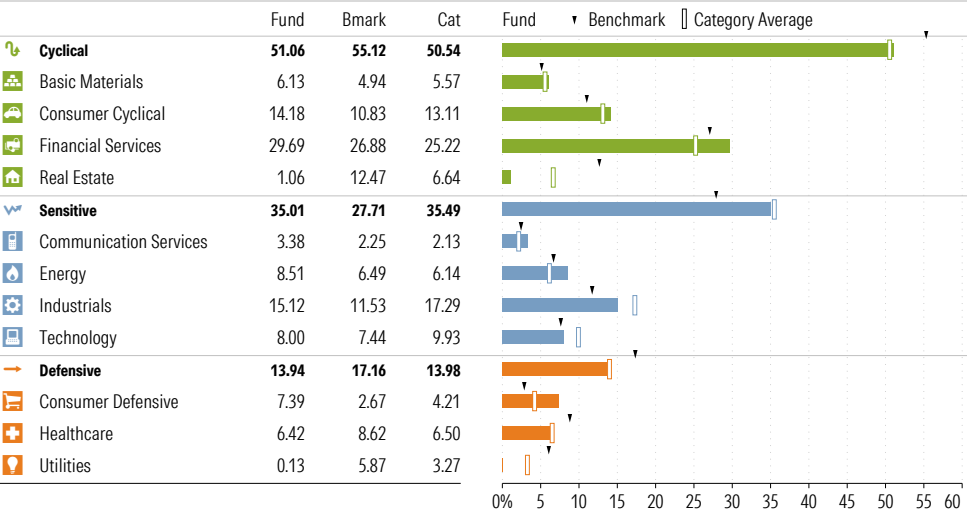
Style Breakdown



Asset Allocation as of 06-30-2025



Sector Weighting as of 06-30-2025



Top 15 Holdings as of 06-30-2025

Name	% Net Asset	Cumulative %	YTD Return %	Morningstar Sector
⊕ Ssc Government Mm Gvmxx	1.25	1.25	-	-
⊖ Future on E-mini S&P 500 Futures	1.07	2.32	-	-
United States Steel Corp	0.70	3.02	-	Basic Materials
The Mosaic Co	0.61	3.64	50.20	Basic Materials
TD Synnex Corp	0.61	4.25	16.46	Technology
First Horizon Corp	0.60	4.85	6.75	Financial Services
Ally Financial Inc	0.60	5.45	9.83	Financial Services
⊕ Conagra Brands Inc	0.60	6.05	-23.71	Consumer Defensive
Molson Coors Beverage Co Shs -B- Non-Voting	0.59	6.64	-14.46	Consumer Defensive
SouthState Corp	0.52	7.16	-6.40	Financial Services
⊕ Toll Brothers Inc	0.51	7.67	-9.00	Consumer Cyclical
⊕ Permian Resources Corp Class A	0.51	8.18	-3.20	Energy
Ingredion Inc	0.50	8.68	-0.25	Consumer Defensive
⊕ Bunge Global SA	0.50	9.18	5.02	Consumer Defensive
Lithia Motors Inc Class A	0.50	9.68	-5.18	Consumer Cyclical

Total Holdings 1449

⊕ Increase ⊖ Decrease ✱ New to Portfolio

Fidelity 500 Index FXAIX

Portfolio Manager(s)

Louis Bottari since 01-2009
Peter Matthew since 08-2012
Robert Regan since 12-2016
Payal Gupta since 06-2019
Navid Sohrabi since 08-2019

Quantitative Screens

- Performance: The fund has finished in the Large Blend category's top three quartiles in 10 of the 10 years it's been in existence.
- Management: The fund's management has been in place for 16.42 years.
- Style: The fund has landed in its primary style box — Large Blend — 75.76 % of the time over the past three years.
- Net Expense: The fund's expense ratio of 0.02 is 97.18% lower than the Large Blend category average.

Morningstar Investment Management LLC Analysis

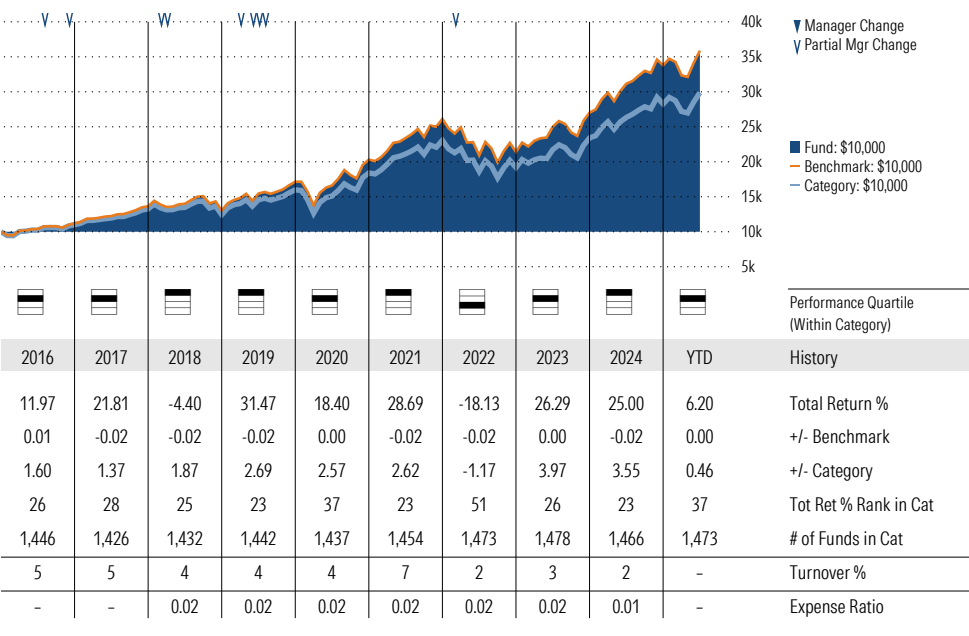
This fund passes all of Morningstar Investment Management's quantitative screens. Morningstar Investment Management has also assessed the fund from a qualitative perspective and, as a fiduciary, is comfortable recommending the fund's use in retirement plans.

ESG Metrics

Metric	Rating	Updated
Sustainability Rating	3	04-30-2025
ESG Commitment	1-Low	07-19-2023
Carbon Risk Score	Low Risk	12-31-2022

Morningstar Category	Morningstar Index
Large Blend	S&P 500 TR USD

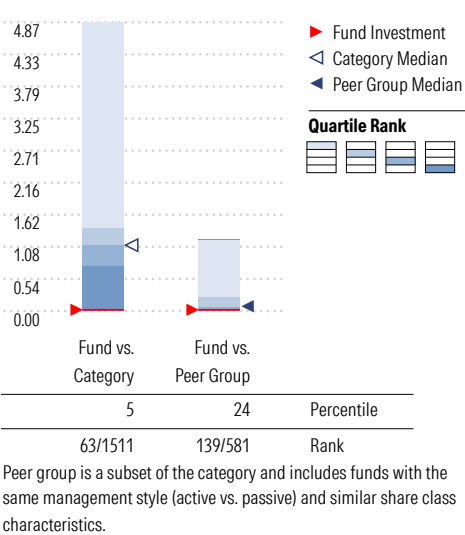
Growth of \$10,000



Trailing Performance



Net Expense



3-Year Risk Metrics

	Fund	Bmark	Cat
Alpha	-0.01	-	-1.12
Beta	1.00	-	0.98
R-Squared	100.00	-	94.55
Standard Deviation	15.80	15.80	15.86
Sharpe Ratio	0.92	0.92	0.82
Tracking Error	0.01	-	3.21
Information Ratio	-1.17	-	-1.48
Up Capture Ratio	99.96	-	95.68
Down Capture Ratio	99.99	-	101.04

Portfolio Metrics

	Fund	Bmark	Cat
Price/Earnings Ratio	25.48	26.71	26.89
Price/Book Ratio	4.66	4.89	5.30
Geom Avg Mkt Cap \$B	349.71	379.44	435.89
ROE	34.08	34.44	34.20

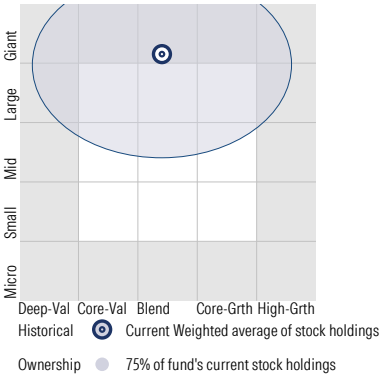
Fidelity 500 Index FXAIX

Morningstar Category
Large Blend

Morningstar Index
S&P 500 TR USD

Style Analysis as of 06-30-2025

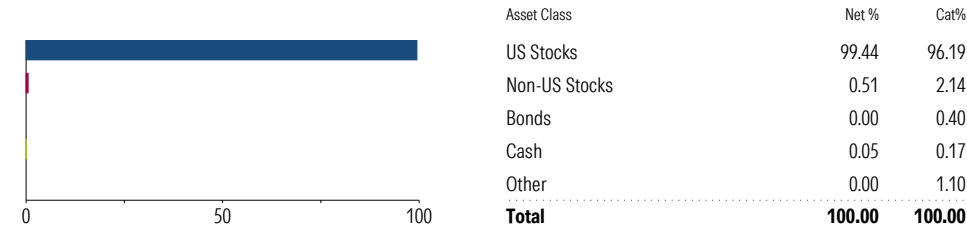
Morningstar Style Box™



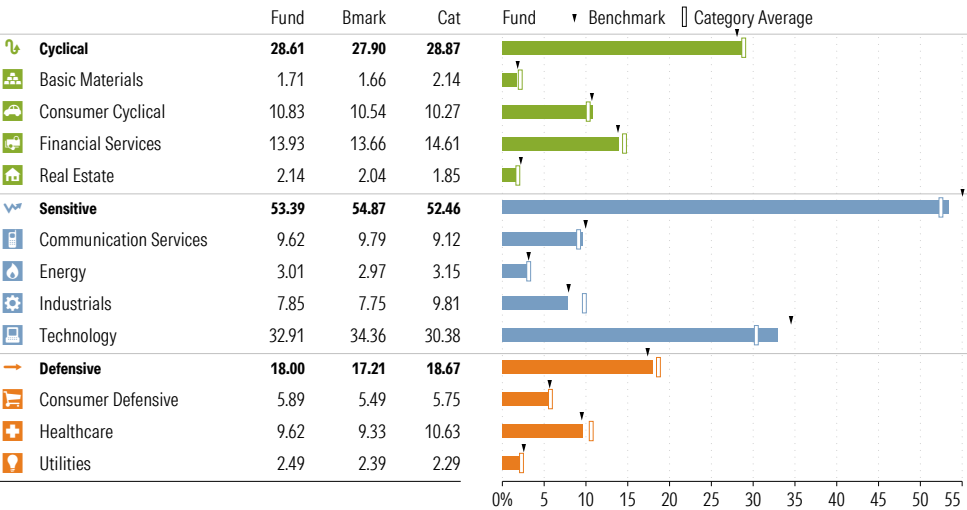
Style Breakdown



Asset Allocation as of 06-30-2025



Sector Weighting as of 06-30-2025



Top 15 Holdings as of 06-30-2025

Name	% Net Asset	Cumulative %	YTD Return %	Morningstar Sector
⊕ Microsoft Corp	6.81	6.81	18.40	Technology
⊕ NVIDIA Corp	6.58	13.39	17.66	Technology
⊕ Apple Inc	6.00	19.40	-17.87	Technology
⊕ Amazon.com Inc	3.85	23.24	0.00	Consumer Cyclical
⊕ Meta Platforms Inc Class A	2.82	26.07	26.24	Communication Svc
⊕ Broadcom Inc	2.26	28.32	19.41	Technology
⊕ Alphabet Inc Class A	1.99	30.32	-6.69	Communication Svc
⊕ Tesla Inc	1.93	32.25	-21.34	Consumer Cyclical
⊕ Berkshire Hathaway Inc Class B	1.84	34.08	7.17	Financial Services
⊕ Alphabet Inc Class C	1.63	35.71	-6.64	Communication Svc
⊕ JPMorgan Chase & Co	1.47	37.18	22.05	Financial Services
⊕ Visa Inc Class A	1.25	38.43	12.72	Financial Services
⊕ Eli Lilly and Co	1.16	39.59	1.36	Healthcare
⊕ Netflix Inc	1.03	40.62	50.24	Communication Svc
⊕ Mastercard Inc Class A	0.95	41.56	7.01	Financial Services

Total Holdings 508

⊕ Increase ⊖ Decrease ✨ New to Portfolio

Fidelity Mid Cap Index FSMDX

Morningstar Category
Mid-Cap Blend
Morningstar Index
Russell Mid Cap TR USD

Portfolio Manager(s)

Louis Bottari since 09-2011
Peter Matthew since 08-2012
Robert Regan since 12-2016
Payal Gupta since 06-2019
Navid Sohrabi since 08-2019

Quantitative Screens

- Performance: The fund has finished in the Mid-Cap Blend category's top three quartiles in 9 of the 10 years it's been in existence.
- Management: The fund's management has been in place for 13.82 years.
- Style: The fund has landed in its primary style box — Mid-Cap Blend — 100 % of the time over the past three years.
- Net Expense: The fund's expense ratio of 0.03 is 96.3% lower than the Mid-Cap Blend category average.

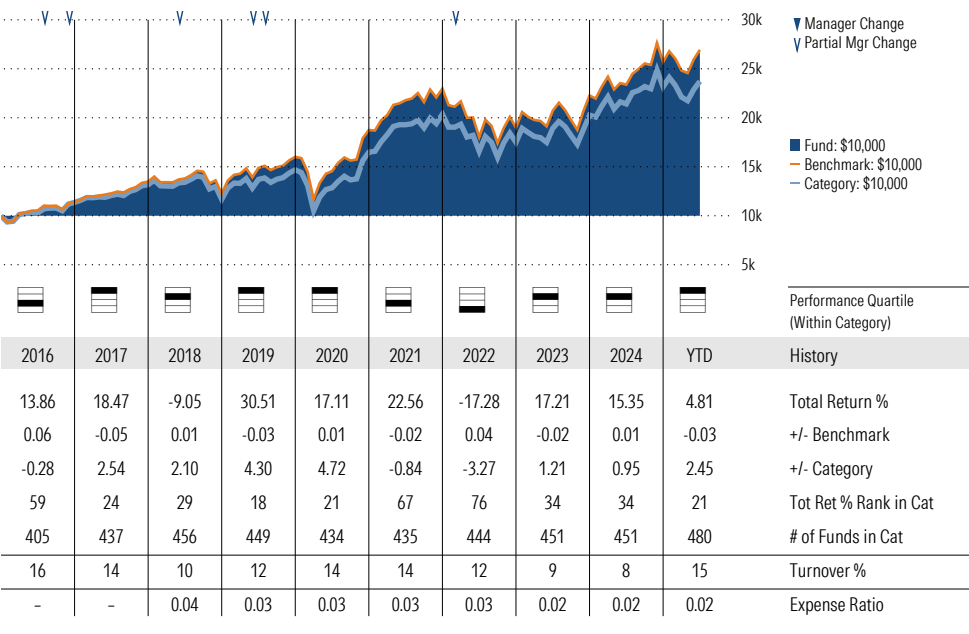
Morningstar Investment Management LLC Analysis

This fund passes all of Morningstar Investment Management's quantitative screens. Morningstar Investment Management has also assessed the fund from a qualitative perspective and, as a fiduciary, is comfortable recommending the fund's use in retirement plans.

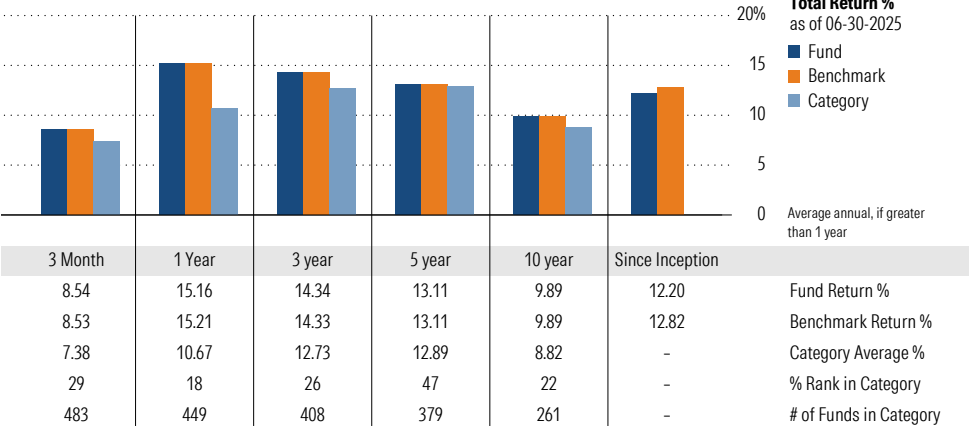
ESG Metrics

Metric	Rating	Updated
Sustainability Rating	4	05-31-2025
Carbon Risk Score	Medium Risk	12-31-2022

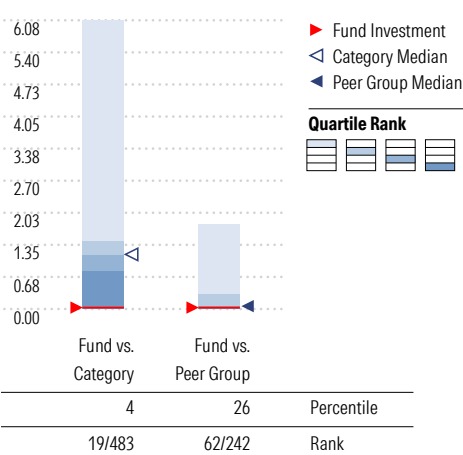
Growth of \$10,000



Trailing Performance



Net Expense



Peer group is a subset of the category and includes funds with the same management style (active vs. passive) and similar share class characteristics.

3-Year Risk Metrics

	Fund	Bmark	Cat
Alpha	0.01	-	-1.45
Beta	1.00	-	0.99
R-Squared	100.00	-	94.26
Standard Deviation	18.71	18.71	19.04
Sharpe Ratio	0.55	0.55	0.46
Tracking Error	0.05	-	4.55
Information Ratio	0.17	-	-0.56
Up Capture Ratio	99.96	-	97.03
Down Capture Ratio	99.91	-	103.16

Portfolio Metrics

	Fund	Bmark	Cat
Price/Earnings Ratio	21.77	22.01	21.02
Price/Book Ratio	2.81	2.83	2.97
Geom Avg Mkt Cap \$B	23.61	22.35	15.34
ROE	18.64	18.15	20.02

Fidelity Mid Cap Index FSMDX

Morningstar Category

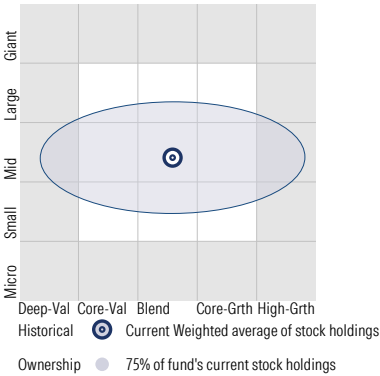
Mid-Cap Blend

Morningstar Index

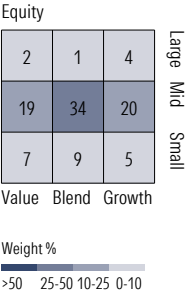
Russell Mid Cap TR USD

Style Analysis as of 06-30-2025

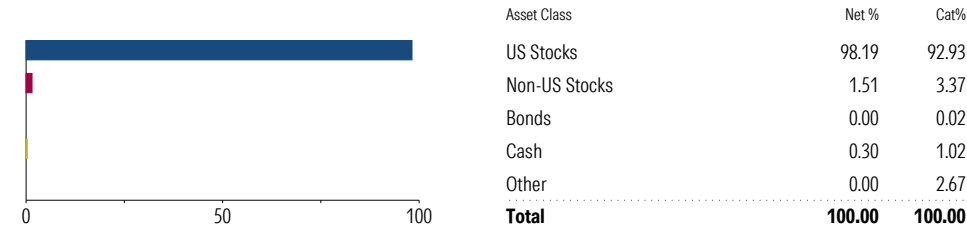
Morningstar Style Box™



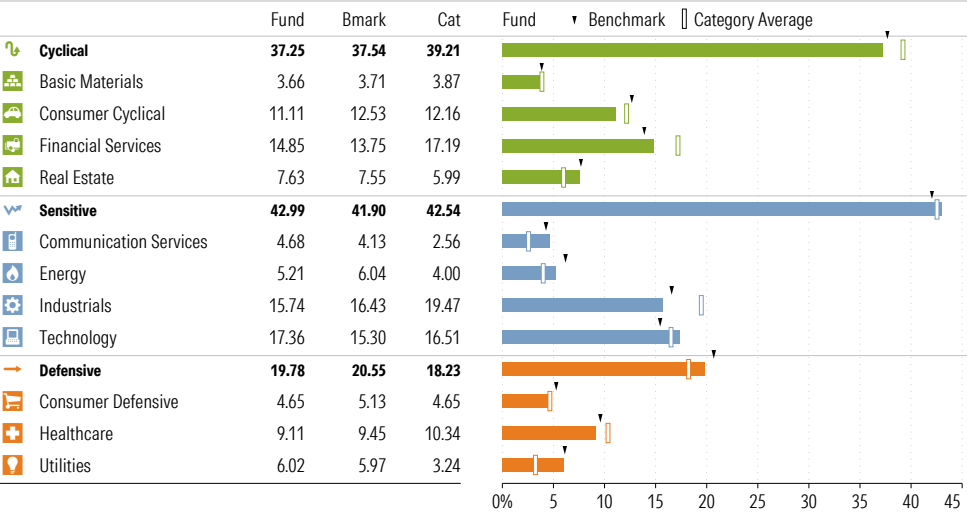
Style Breakdown



Asset Allocation as of 06-30-2025



Sector Weighting as of 06-30-2025



Top 15 Holdings as of 06-30-2025

Name	% Net Asset	Cumulative %	YTD Return %	Morningstar Sector
⊕ Palantir Technologies Inc Ordinary Shares - Class A	2.30	2.30	80.25	Technology
⊕ AppLovin Corp Ordinary Shares - Class A	0.87	3.17	8.11	Communication Svc
⊕ Arthur J. Gallagher & Co	0.72	3.90	13.24	Financial Services
⊕ Strategy Class A	0.72	4.62	39.57	Technology
⊕ Williams Companies Inc	0.62	5.24	17.90	Energy
⊕ Howmet Aerospace Inc	0.58	5.82	70.37	Industrials
⊕ Bank of New York Mellon Corp	0.54	6.36	19.81	Financial Services
⊕ Royal Caribbean Group	0.52	6.88	36.39	Consumer Cyclical
⊕ Hilton Worldwide Holdings Inc	0.50	7.38	7.88	Consumer Cyclical
⊕ Aflac Inc	0.48	7.87	3.07	Financial Services
⊕ Digital Realty Trust Inc	0.48	8.35	-0.32	Real Estate
⊕ Allstate Corp	0.47	8.82	5.46	Financial Services
⊕ Vistra Corp	0.46	9.28	40.90	Utilities
⊕ Axon Enterprise Inc	0.46	9.74	39.31	Industrials
⊕ Kinder Morgan Inc Class P	0.46	10.20	9.42	Energy

Total Holdings 808

⊕ Increase ⊖ Decrease ✨ New to Portfolio

Fidelity Small Cap Index FSSNX

Morningstar Category

Small Blend

Morningstar Index

Russell 2000 TR USD

Portfolio Manager(s)

Louis Bottari since 09-2011
Peter Matthew since 08-2012
Robert Regan since 12-2016
Payal Gupta since 06-2019
Navid Sohrabi since 08-2019

Quantitative Screens

- Performance: The fund has finished in the Small Blend category's top three quartiles in 8 of the 10 years it's been in existence.
- Management: The fund's management has been in place for 13.82 years.
- Style: The fund has landed in its primary style box — Small Blend — 100 % of the time over the past three years.
- Net Expense: The fund's expense ratio of 0.03 is 96.88% lower than the Small Blend category average.

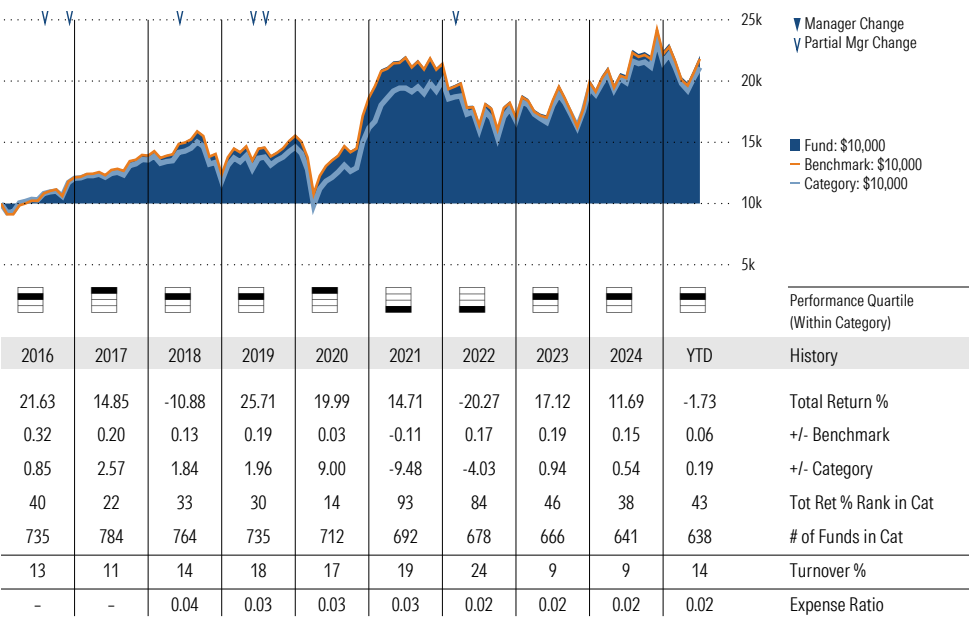
Morningstar Investment Management LLC Analysis

This fund passes all of Morningstar Investment Management's quantitative screens. Morningstar Investment Management has also assessed the fund from a qualitative perspective and, as a fiduciary, is comfortable recommending the fund's use in retirement plans.

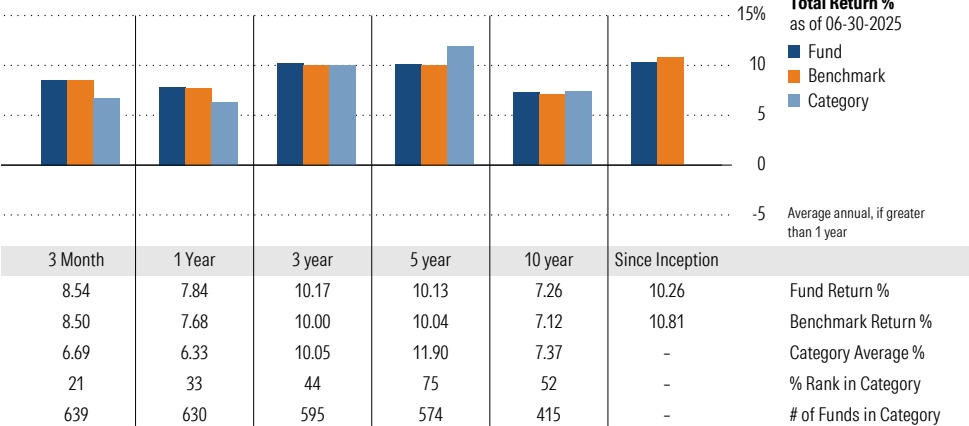
ESG Metrics

Metric	Rating	Updated
Sustainability Rating	2	05-31-2025
Carbon Risk Score	Medium Risk	12-31-2022

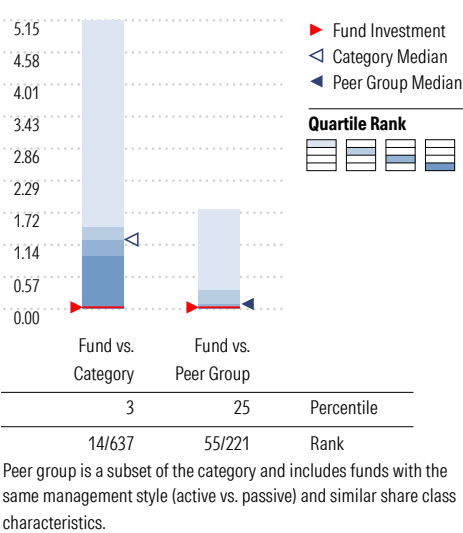
Growth of \$10,000



Trailing Performance



Net Expense



3-Year Risk Metrics

	Fund	Bmark	Cat
Alpha	0.16	-	0.72
Beta	1.00	-	0.91
R-Squared	100.00	-	94.98
Standard Deviation	22.53	22.53	21.13
Sharpe Ratio	0.33	0.32	0.33
Tracking Error	0.08	-	4.83
Information Ratio	2.11	-	-0.14
Up Capture Ratio	100.14	-	93.96
Down Capture Ratio	99.62	-	92.40

Portfolio Metrics

	Fund	Bmark	Cat
Price/Earnings Ratio	15.81	17.47	19.23
Price/Book Ratio	1.72	1.83	2.26
Geom Avg Mkt Cap \$B	2.54	2.55	5.91
ROE	6.67	4.85	15.75

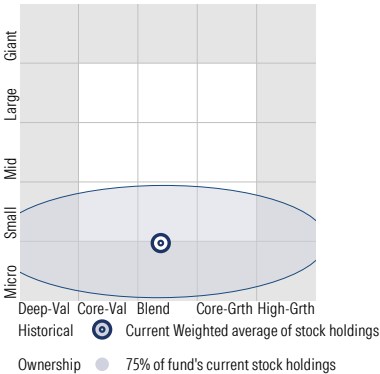
Fidelity Small Cap Index FSSNX

Morningstar Category
Small Blend

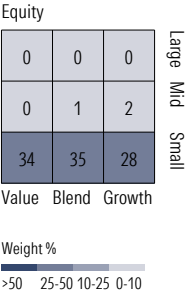
Morningstar Index
Russell 2000 TR USD

Style Analysis as of 06-30-2025

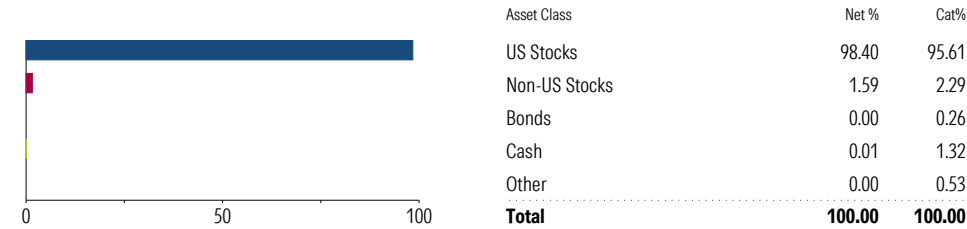
Morningstar Style Box™



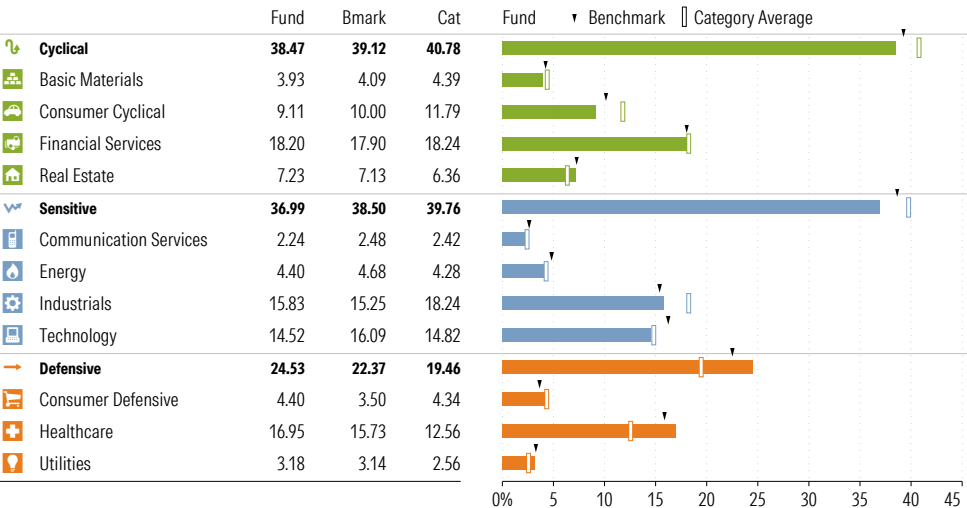
Style Breakdown



Asset Allocation as of 06-30-2025



Sector Weighting as of 06-30-2025



Top 15 Holdings as of 06-30-2025

Name	% Net Asset	Cumulative %	YTD Return %	Morningstar Sector
⊕ Sprouts Farmers Market Inc	0.73	0.73	29.57	Consumer Defensive
⊕ E-mini Russell 2000 Index Future June 25	0.63	1.36	-	-
⊕ Inmed Inc	0.53	1.89	45.77	Healthcare
⊕ FTAI Aviation Ltd	0.46	2.36	-19.72	Industrials
⊕ Carpenter Technology Corp	0.40	2.76	63.09	Industrials
⊕ Applied Industrial Technologies Inc	0.40	3.16	-2.55	Industrials
⊕ SouthState Corp	0.36	3.52	-6.40	Financial Services
⊕ Mueller Industries Inc	0.35	3.87	0.77	Industrials
⊕ Rocket Lab USA Inc	0.33	4.20	-	Industrials
⊕ Halozyme Therapeutics Inc	0.33	4.52	8.81	Healthcare
⊕ ExlService Holdings Inc	0.32	4.85	-1.33	Technology
⊕ Mr. Cooper Group Inc	0.32	5.17	55.41	Financial Services
⊕ Fabrinet	0.32	5.49	34.02	Technology
⊕ HealthEquity Inc	0.31	5.80	9.18	Healthcare
⊕ Casella Waste Systems Inc Class A	0.31	6.11	9.04	Industrials

Total Holdings 1946

⊕ Increase ⊖ Decrease ✱ New to Portfolio

Fidelity U.S. Bond Index FXNAX

Morningstar Category
Intermediate Core Bond

Morningstar Index
Bloomberg US Agg Bond TR USD

Portfolio Manager(s)

Brandon Bettencourt since 05-2014
Mark Lande since 10-2024

Quantitative Screens

- Performance: The fund has finished in the Intermediate Core Bond category's top three quartiles in 10 of the 10 years it's been in existence.
- Management: The fund's management has been in place for 11.12 years.

Style Consistency is not calculated for Fixed Income funds.

- Net Expense: The fund's expense ratio of 0.03 is 94% lower than the Intermediate Core Bond category average.

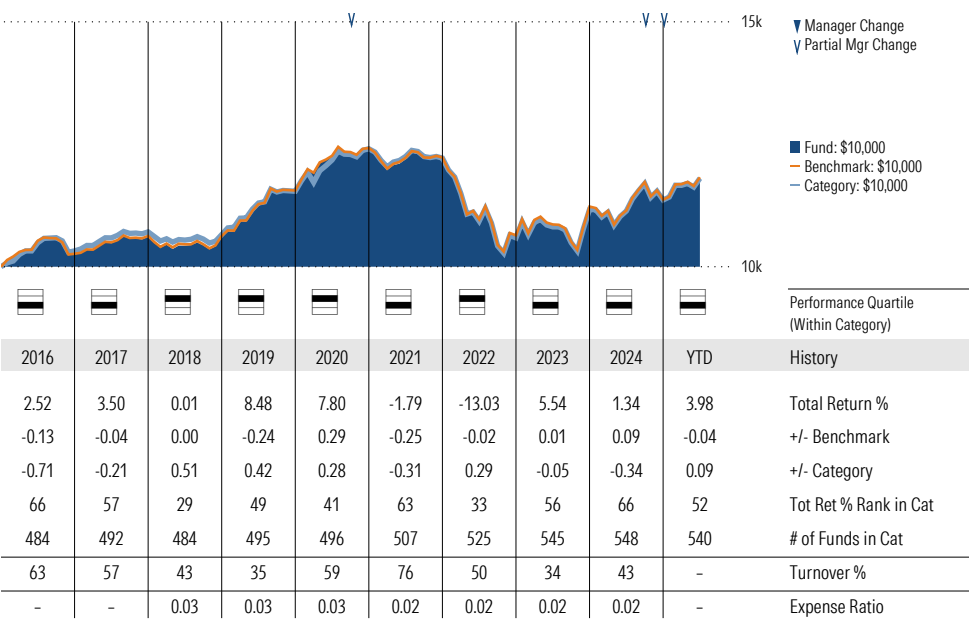
Morningstar Investment Management LLC Analysis

This fund passes all of Morningstar Investment Management's quantitative screens. Morningstar Investment Management has also assessed the fund from a qualitative perspective and, as a fiduciary, is comfortable recommending the fund's use in retirement plans.

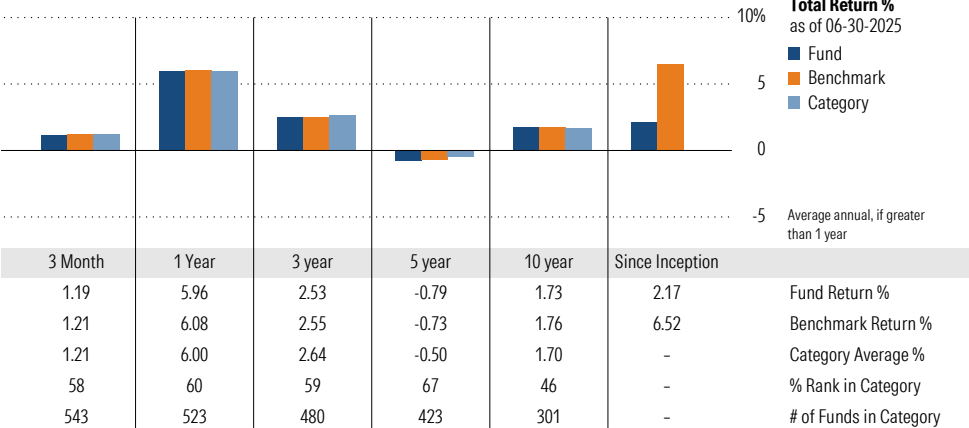
ESG Metrics

Metric	Rating	Updated
Sustainability Rating	3	05-31-2025
ESG Commitment	1-Low	02-15-2022

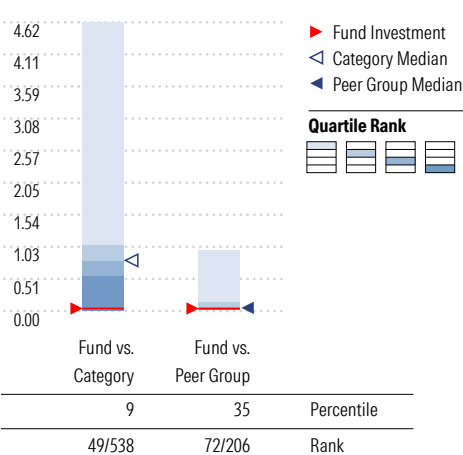
Growth of \$10,000



Trailing Performance



Net Expense



Peer group is a subset of the category and includes funds with the same management style (active vs. passive) and similar share class characteristics.

3-Year Risk Metrics

	Fund	Bmark	Cat
Alpha	-0.02	-	0.08
Beta	1.00	-	0.98
R-Squared	99.89	-	98.46
Standard Deviation	7.30	7.30	7.25
Sharpe Ratio	-0.28	-0.28	-0.27
Tracking Error	0.24	-	0.84
Information Ratio	-0.09	-	-0.03
Up Capture Ratio	100.12	-	98.39
Down Capture Ratio	100.38	-	97.58

Portfolio Metrics

	Fund	Bmark	Cat
Avg Eff Duration	5.93	4.43	5.70
Avg Eff Maturity	-	-	8.66

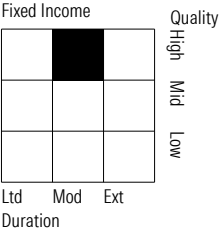
Fidelity U.S. Bond Index FXNAX

Morningstar Category
Intermediate Core Bond

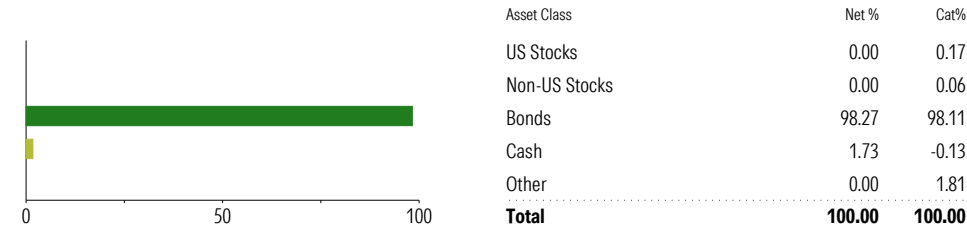
Morningstar Index
Bloomberg US Agg Bond TR USD

Style Analysis as of 06-30-2025

Style Breakdown

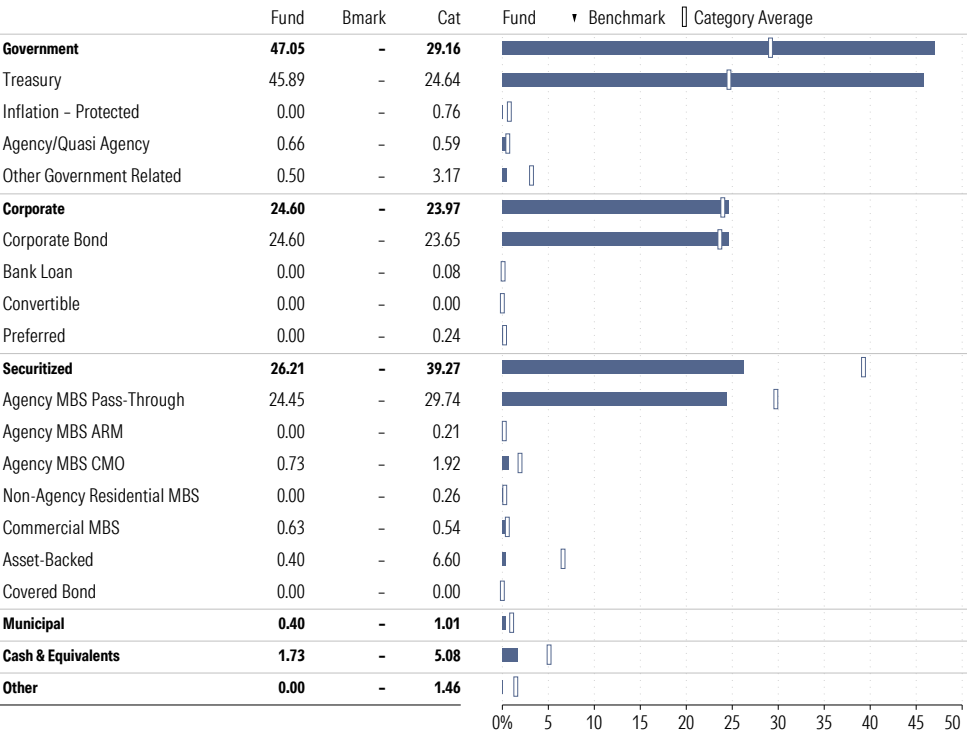


Asset Allocation as of 06-30-2025



Credit Rating Breakdown	Fund	Bmark	Cat
AAA	73.29	3.53	16.42
AA	4.44	74.59	47.36
A	11.83	10.82	22.38
BBB	10.44	8.32	11.54
BB	0.00	0.28	0.68
B	0.00	0.00	0.29
Below B	0.00	0.00	0.07
Not Rated	0.00	2.46	1.25

Sector Weighting as of 06-30-2025



Top 10 Holdings as of 06-30-2025

Name	Maturity Date	% Net Asset	Cumulative %	Fixed Income Sector
United States Treasury Notes 0.035%	09-2026	1.74	1.74	-
⊕ Fidelity Cash Central Fund	-	1.34	3.08	-
United States Treasury Notes 0.015%	02-2030	1.01	4.09	-
United States Treasury Notes 0.0275%	08-2032	0.94	5.03	-
United States Treasury Notes 0.02625%	07-2029	0.91	5.95	-
⊕ United States Treasury Notes 0.0375%	05-2028	0.83	6.78	-
⊖ Federal Home Loan Mortgage Corp. 0.02%	01-2051	0.72	7.50	-
United States Treasury Notes 0.03875%	08-2033	0.69	8.19	-
United States Treasury Notes 0.0425%	01-2028	0.67	8.86	-
⊕ United States Treasury Notes 0.04625%	02-2035	0.67	9.53	-

Total Holdings 9764

⊕ Increase ⊖ Decrease ✱ New to Portfolio

Hartford Total Return Bond R6

ITBVX

Morningstar Category
Intermediate Core-Plus Bond

Morningstar Index
Bloomberg US Agg Bond TR USD

Portfolio Manager(s)

Joseph Marvan since 03-2012
Campe Goodman since 03-2012
Rob Burn since 03-2016
Jeremy Forster since 03-2024
Connor Fitzgerald since 11-2024

Quantitative Screens

✔ Performance: The fund has finished in the Intermediate Core-Plus Bond category's top three quartiles in 10 of the 10 years it's been in existence.

✔ Management: The fund's management has been in place for 13.34 years.

Style Consistency is not calculated for Fixed Income funds.

✔ Net Expense: The fund's expense ratio of 0.32 is 57.33% lower than the Intermediate Core-Plus Bond category average.

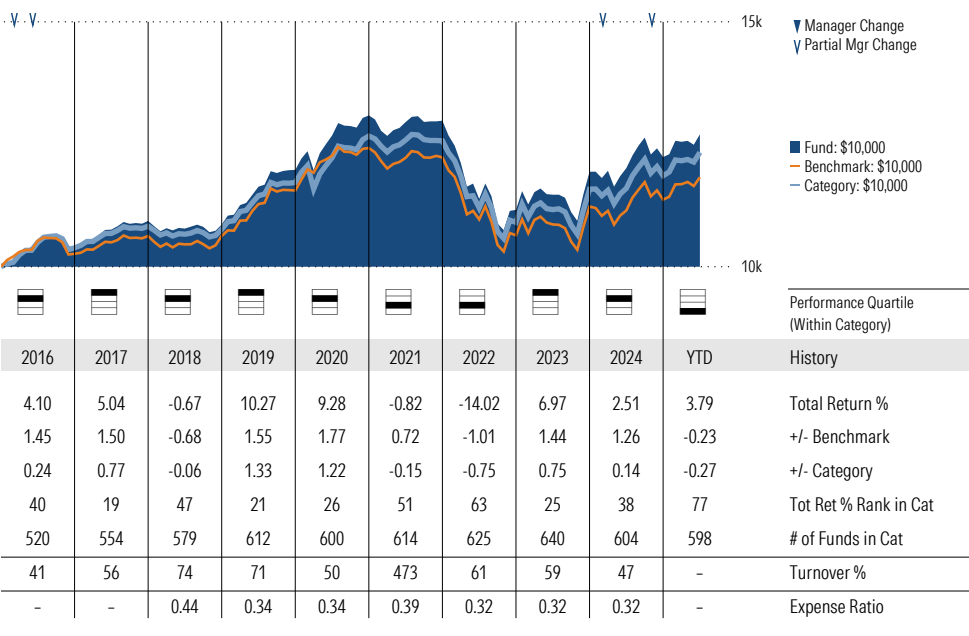
Morningstar Investment Management LLC Analysis

This fund passes all of Morningstar Investment Management's quantitative screens. Morningstar Investment Management has also assessed the fund from a qualitative perspective and, as a fiduciary, is comfortable recommending the fund's use in retirement plans.

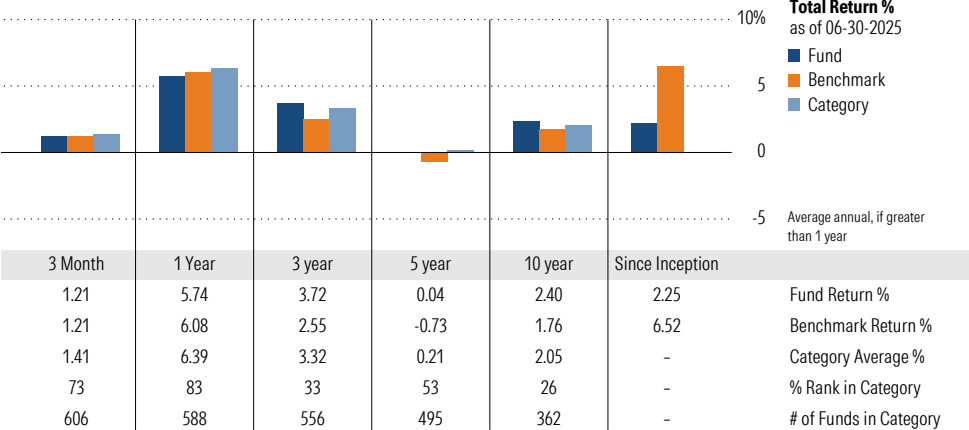
ESG Metrics

Metric	Rating	Updated
Sustainability Rating	3	05-31-2025

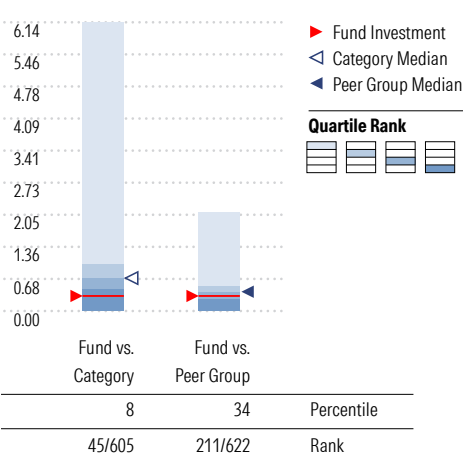
Growth of \$10,000



Trailing Performance



Net Expense



Peer group is a subset of the category and includes funds with the same management style (active vs. passive) and similar share class characteristics.

3-Year Risk Metrics

	Fund	Bmark	Cat
Alpha	1.09	-	0.57
Beta	1.02	-	1.00
R-Squared	98.63	-	96.61
Standard Deviation	7.51	7.30	7.42
Sharpe Ratio	-0.11	-0.28	-0.19
Tracking Error	0.89	-	1.33
Information Ratio	1.31	-	0.57
Up Capture Ratio	104.28	-	101.18
Down Capture Ratio	92.94	-	95.28

Portfolio Metrics

	Fund	Bmark	Cat
Avg Eff Duration	5.61	4.43	5.85
Avg Eff Maturity	9.32	-	8.92

Hartford Total Return Bond R6 ITBVX

Morningstar Category
Intermediate Core-Plus Bond

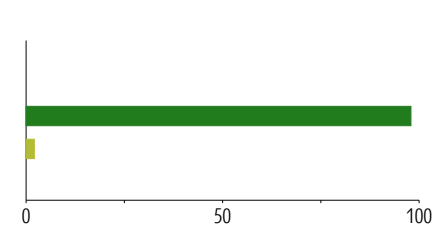
Morningstar Index
Bloomberg US Agg Bond TR USD

Style Analysis as of 06-30-2025

Style Breakdown



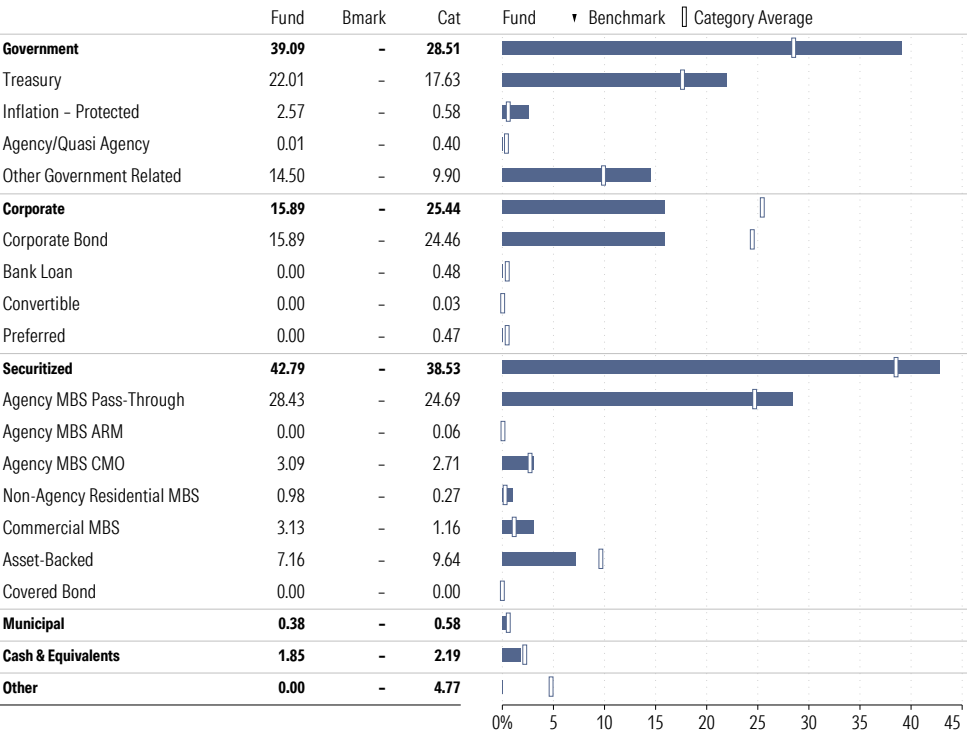
Asset Allocation as of 06-30-2025



Asset Class	Net %	Cat%
US Stocks	0.00	0.11
Non-US Stocks	0.00	0.00
Bonds	97.92	107.01
Cash	2.09	-8.06
Other	0.00	0.93
Total	100.00	100.00

Credit Rating Breakdown	Fund	Bmark	Cat
AAA	66.94	3.53	19.26
AA	3.76	74.59	39.51
A	7.66	10.82	11.78
BBB	11.67	8.32	19.34
BB	6.87	0.28	5.17
B	1.11	0.00	1.89
Below B	0.16	0.00	0.54
Not Rated	1.83	2.46	2.51

Sector Weighting as of 06-30-2025



Top 10 Holdings as of 06-30-2025

Name	Maturity Date	% Net Asset	Cumulative %	Fixed Income Sector
⊕ Us 5yr Note (Cbt) Sep25 Xcvt 20250930	09-2025	7.85	7.85	-
⊕ Federal National Mortgage Association 6%	06-2054	6.75	14.60	-
⊕ 10 Year Government of Canada Bond Future Sept 25	09-2025	2.89	17.50	-
⊕ Ultra 10 Year US Treasury Note Future Sept 25	09-2025	2.65	20.14	-
⊕ United States Treasury Notes 4.25%	11-2034	2.59	22.73	-
United States Treasury Notes 3.75%	04-2028	2.39	25.12	-
⊕ Federal National Mortgage Association 5.5%	06-2054	2.22	27.34	-
United States Treasury Notes 0.625%	05-2030	1.86	29.20	-
United States Treasury Notes 0.375%	09-2027	1.76	30.96	-
⊕ 10 Year Australian Treasury Bond Future June 25	06-2025	1.62	32.58	-

Total Holdings 1610

⊕ Increase ⊖ Decrease ✱ New to Portfolio

JPMorgan Large Cap Growth R6 JLGMRX

Morningstar Category
Large Growth
Morningstar Index
Russell 1000 Growth TR USD

Portfolio Manager(s)

Giri Devulapally since 08-2004
Holly Morris since 11-2020
Joseph Wilson since 11-2020
Larry Lee since 11-2020
Robert Maloney since 11-2022

Quantitative Screens

- Performance: The fund has finished in the Large Growth category's top three quartiles in 9 of the 10 years it's been in existence.
- Management: The fund's management has been in place for 20.92 years.
- Style: The fund has landed in its primary style box — Large Growth — 100 % of the time over the past three years.
- Net Expense: The fund's expense ratio of 0.44 is 51.65% lower than the Large Growth category average.

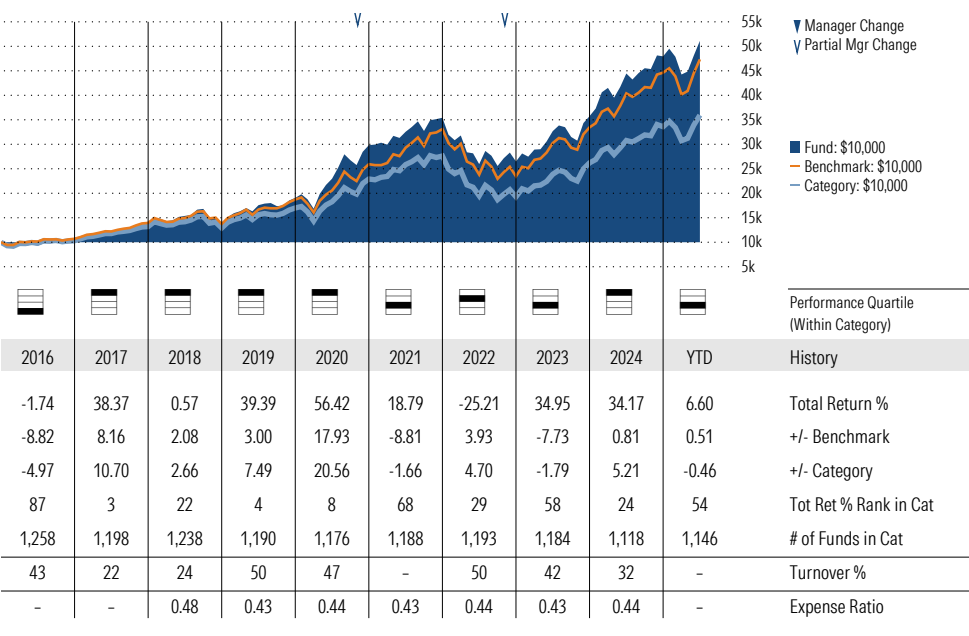
Morningstar Investment Management LLC Analysis

This fund passes all of Morningstar Investment Management's quantitative screens. Morningstar Investment Management has also assessed the fund from a qualitative perspective and, as a fiduciary, is comfortable recommending the fund's use in retirement plans.

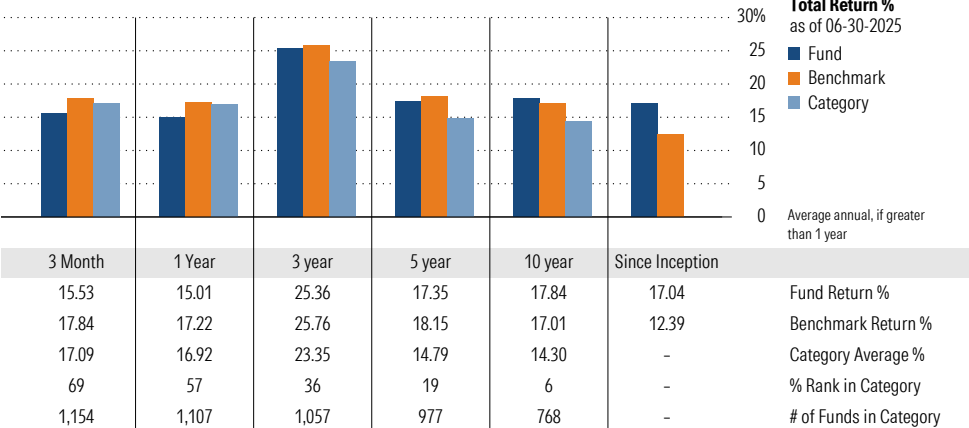
ESG Metrics

Metric	Rating	Updated
Sustainability Rating	2	05-31-2025
Carbon Risk Score	Low Risk	12-31-2022
ESG Commitment	2-Basic	04-07-2022

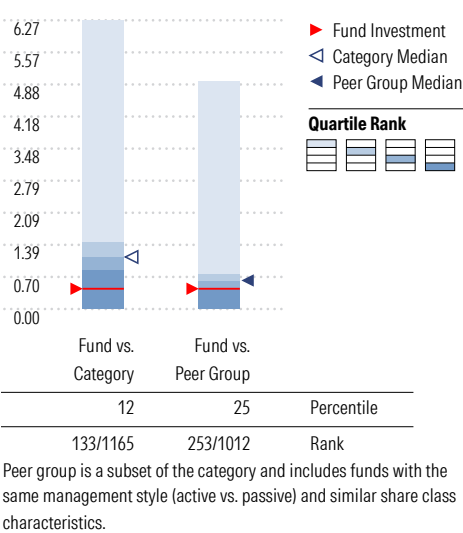
Growth of \$10,000



Trailing Performance



Net Expense



3-Year Risk Metrics

	Fund	Bmark	Cat
Alpha	1.17	-	-1.68
Beta	0.93	-	1.00
R-Squared	96.13	-	91.76
Standard Deviation	17.73	18.62	19.47
Sharpe Ratio	1.10	1.08	0.94
Tracking Error	3.70	-	5.45
Information Ratio	-0.11	-	-0.53
Up Capture Ratio	97.83	-	97.17
Down Capture Ratio	96.93	-	104.72

Portfolio Metrics

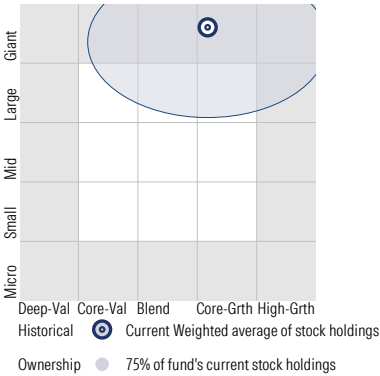
	Fund	Bmark	Cat
Price/Earnings Ratio	31.81	37.27	34.72
Price/Book Ratio	8.76	13.38	9.69
Geom Avg Mkt Cap \$B	596.47	752.83	598.33
ROE	38.18	44.95	37.10

JPMorgan Large Cap Growth R6 JLGMX

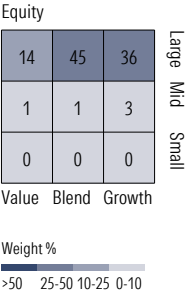
Morningstar Category
Large Growth

Morningstar Index
Russell 1000 Growth TR USD

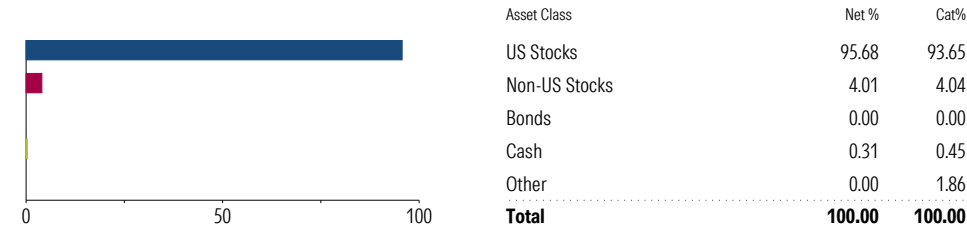
Style Analysis as of 06-30-2025
Morningstar Style Box™



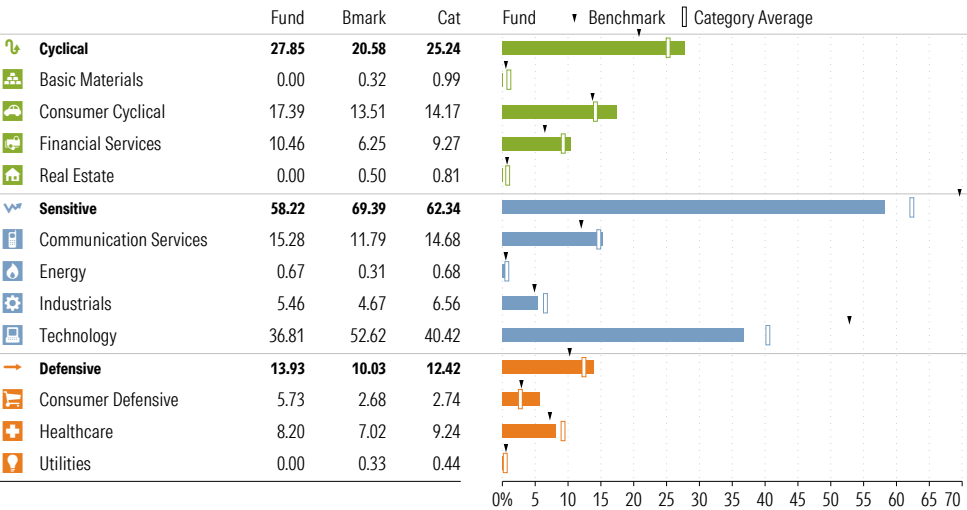
Style Breakdown



Asset Allocation as of 06-30-2025



Sector Weighting as of 06-30-2025



Top 15 Holdings as of 06-30-2025

Name	% Net Asset	Cumulative %	YTD Return %	Morningstar Sector
⊕ NVIDIA Corp	8.25	8.25	17.66	Technology
⊕ Microsoft Corp	8.12	16.37	18.40	Technology
Amazon.com Inc	5.92	22.29	0.00	Consumer Cyclical
Meta Platforms Inc Class A	5.81	28.10	26.24	Communication Svc
⊕ Apple Inc	4.65	32.75	-17.87	Technology
⊖ Alphabet Inc Class C	4.47	37.22	-6.64	Communication Svc
Netflix Inc	3.51	40.73	50.24	Communication Svc
⊕ Tesla Inc	3.38	44.11	-21.34	Consumer Cyclical
Mastercard Inc Class A	3.28	47.40	7.01	Financial Services
Visa Inc Class A	2.91	50.31	12.72	Financial Services
⊕ Broadcom Inc	2.80	53.11	19.41	Technology
International Business Machines Corp	2.14	55.26	35.62	Technology
⊖ Walmart Inc	1.99	57.25	8.74	Consumer Defensive
⊕ Philip Morris International Inc	1.95	59.20	53.58	Consumer Defensive
⊕ ServiceNow Inc	1.93	61.13	-3.02	Technology

Total Holdings 79

⊕ Increase ⊖ Decrease ✨ New to Portfolio

MFS Mid Cap Growth R6 OTCKX

Morningstar Category
Mid-Cap Growth

Morningstar Index
Russell Mid Cap Growth TR USD

Portfolio Manager(s)

Eric Fischman since 11-2008
Eric Braz since 06-2021

Quantitative Screens

- Performance: The fund has finished in the Mid-Cap Growth category's top three quartiles in 10 of the 10 years it's been in existence.
- Management: The fund's management has been in place for 16.62 years.
- Style: The fund has landed in its primary style box — Mid-Cap Growth — 100 % of the time over the past three years.
- Net Expense: The fund's expense ratio of 0.66 is 36.54% lower than the Mid-Cap Growth category average.

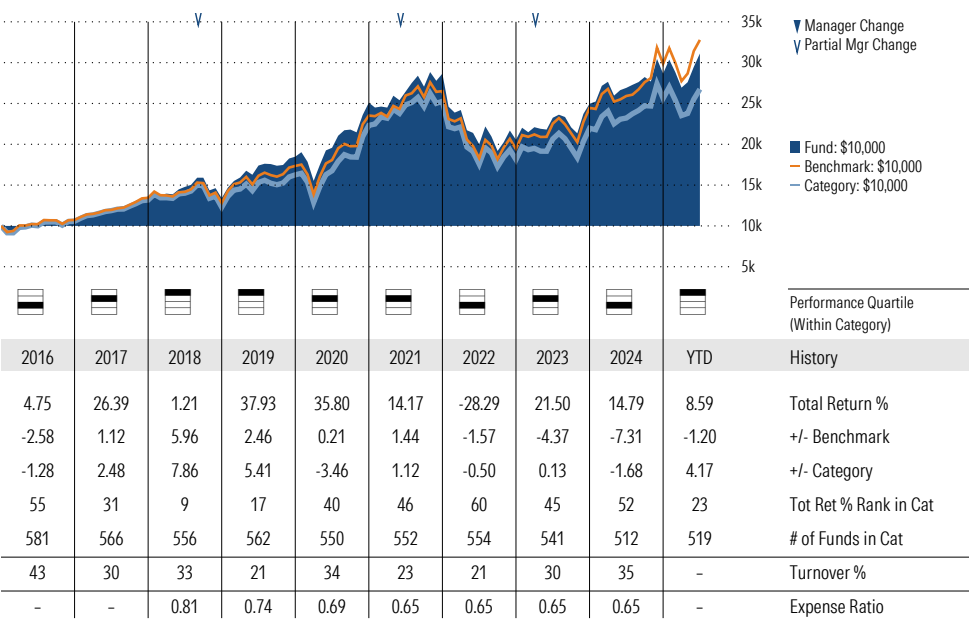
Morningstar Investment Management LLC Analysis

This fund passes all of Morningstar Investment Management's quantitative screens. Morningstar Investment Management has also assessed the fund from a qualitative perspective and, as a fiduciary, is comfortable recommending the fund's use in retirement plans.

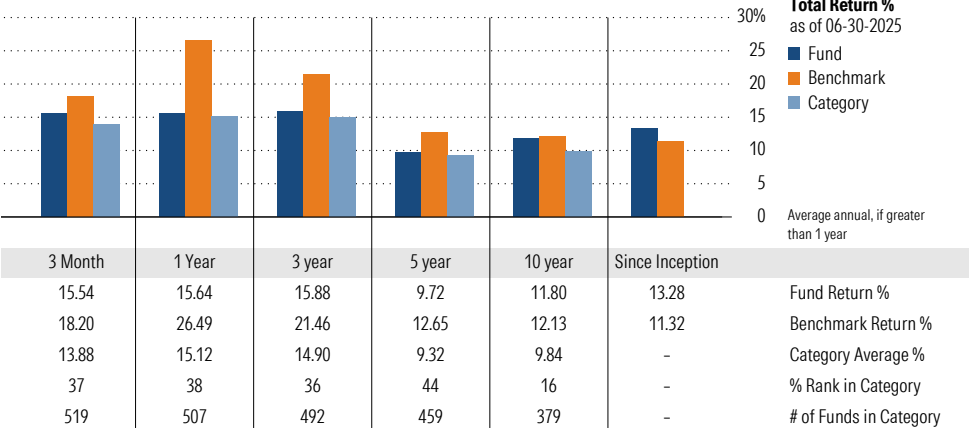
ESG Metrics

Metric	Rating	Updated
Sustainability Rating	4	05-31-2025
Carbon Risk Score	Low Risk	12-31-2022
ESG Commitment	2-Basic	02-15-2022

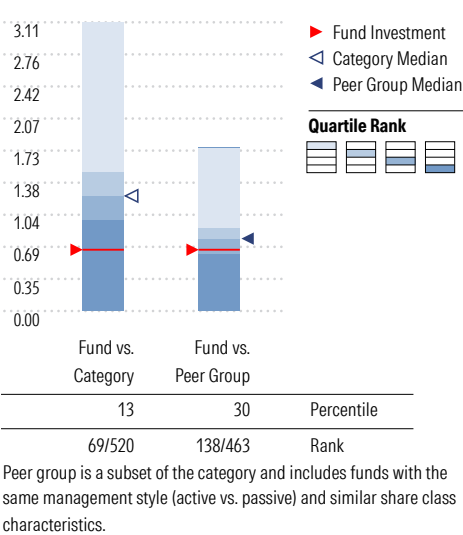
Growth of \$10,000



Trailing Performance



Net Expense



3-Year Risk Metrics

	Fund	Bmark	Cat
Alpha	-2.42	-	-4.54
Beta	0.87	-	0.96
R-Squared	94.12	-	89.98
Standard Deviation	18.64	20.68	21.24
Sharpe Ratio	0.63	0.81	0.54
Tracking Error	5.22	-	6.77
Information Ratio	-1.07	-	-1.26
Up Capture Ratio	84.39	-	90.17
Down Capture Ratio	93.42	-	107.59

Portfolio Metrics

	Fund	Bmark	Cat
Price/Earnings Ratio	39.20	32.89	31.91
Price/Book Ratio	7.12	10.18	6.17
Geom Avg Mkt Cap \$B	31.56	29.78	26.12
ROE	18.67	31.00	21.44

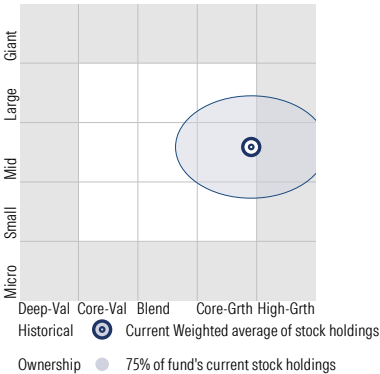
MFS Mid Cap Growth R6 OTCKX

Morningstar Category
Mid-Cap Growth


Morningstar Index
Russell Mid Cap Growth TR USD

Style Analysis as of 06-30-2025

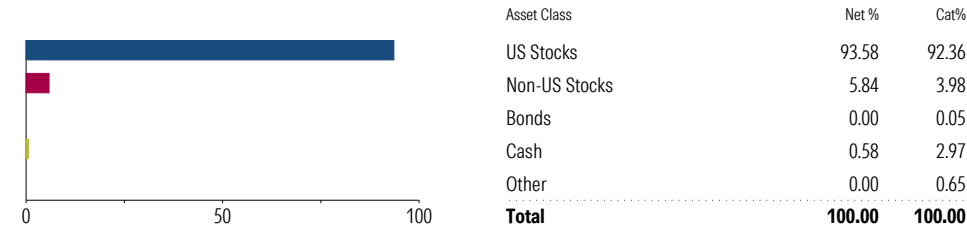
Morningstar Style Box™



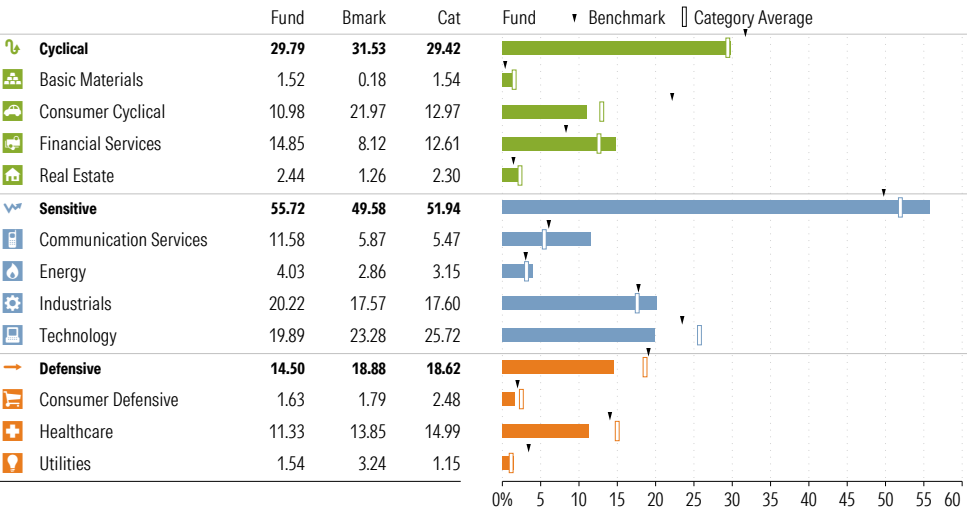
Style Breakdown



Asset Allocation as of 06-30-2025



Sector Weighting as of 06-30-2025



Top 15 Holdings as of 06-30-2025

Name	% Net Asset	Cumulative %	YTD Return %	Morningstar Sector
Howmet Aerospace Inc	4.62	4.62	70.37	Industrials
⊖ Spotify Technology SA	3.25	7.87	71.52	Communication Svc
Take-Two Interactive Software Inc	3.09	10.96	31.93	Communication Svc
Guidewire Software Inc	2.88	13.84	39.67	Technology
Verisk Analytics Inc	2.51	16.34	13.42	Industrials
⊕ Axon Enterprise Inc	2.45	18.80	39.31	Industrials
⊕ LPL Financial Holdings Inc	2.30	21.10	15.03	Financial Services
Arthur J. Gallagher & Co	2.19	23.28	13.24	Financial Services
Tyler Technologies Inc	2.14	25.42	2.81	Technology
Constellation Software Inc	2.06	27.48	12.40	Technology
⊖ Westinghouse Air Brake Technologies Corp	2.00	29.47	10.69	Industrials
Live Nation Entertainment Inc	1.89	31.36	16.82	Communication Svc
Cheniere Energy Inc	1.88	33.24	13.80	Energy
⊕ Roblox Corp Ordinary Shares - Class A	1.78	35.03	81.82	Communication Svc
⊕ Masimo Corp	1.72	36.75	1.77	Healthcare

Total Holdings 95

⊕ Increase ⊖ Decrease ✨ New to Portfolio

Vanguard Equity-Income Adm VEIRX

Morningstar Category
Large Value
Morningstar Index
Russell 1000 Value TR USD

Portfolio Manager(s)

Sharon Hill since 02-2021
Matthew Hand since 10-2021

Quantitative Screens

- Performance: The fund has finished in the Large Value category's top three quartiles in 9 of the 10 years it's been in existence.
- Management: The fund's management has been in place for 4.34 years.
- Style: The fund has landed in its primary style box — Large Value — 100 % of the time over the past three years.
- Net Expense: The fund's expense ratio of 0.18 is 79.07% lower than the Large Value category average.

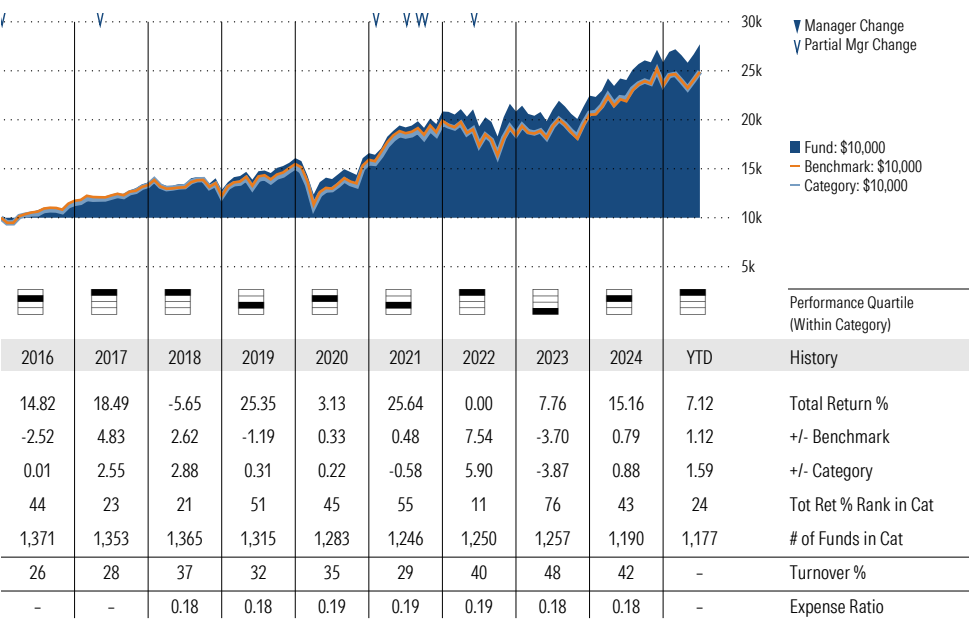
Morningstar Investment Management LLC Analysis

This fund passes all of Morningstar Investment Management's quantitative screens. Morningstar Investment Management has also assessed the fund from a qualitative perspective and, as a fiduciary, is comfortable recommending the fund's use in retirement plans.

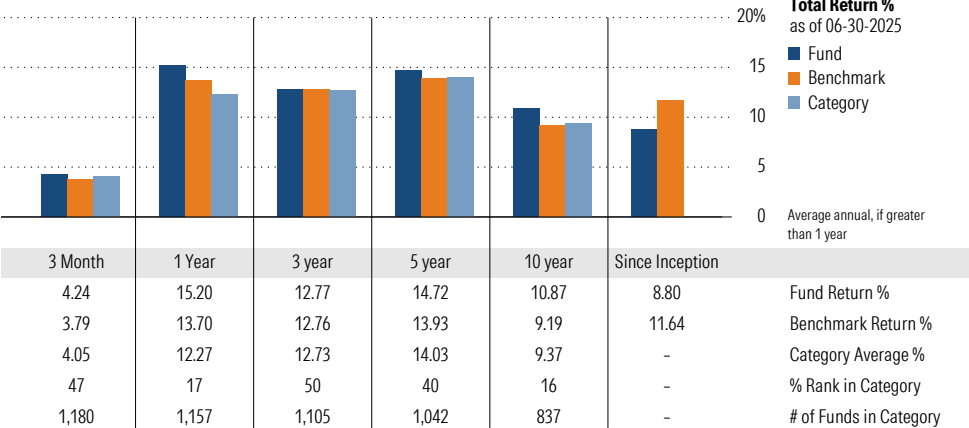
ESG Metrics

Metric	Rating	Updated
Sustainability Rating	2	05-31-2025
Carbon Risk Score	Medium Risk	12-31-2022

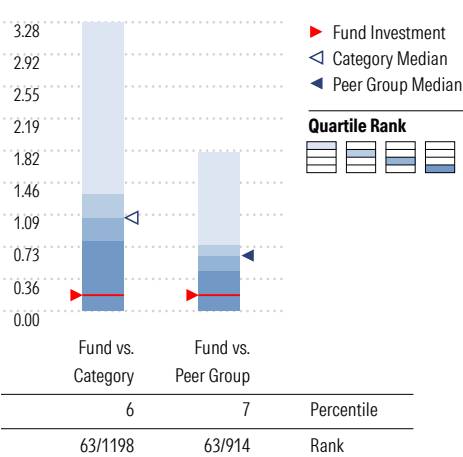
Growth of \$10,000



Trailing Performance



Net Expense



Peer group is a subset of the category and includes funds with the same management style (active vs. passive) and similar share class characteristics.

3-Year Risk Metrics

	Fund	Bmark	Cat
Alpha	1.25	-	0.57
Beta	0.89	-	0.94
R-Squared	96.81	-	93.77
Standard Deviation	14.36	15.88	15.48
Sharpe Ratio	0.58	0.54	0.54
Tracking Error	3.11	-	3.96
Information Ratio	0.00	-	-0.04
Up Capture Ratio	91.92	-	95.09
Down Capture Ratio	86.94	-	92.81

Portfolio Metrics

	Fund	Bmark	Cat
Price/Earnings Ratio	18.47	20.10	18.87
Price/Book Ratio	2.54	2.73	2.51
Geom Avg Mkt Cap \$B	94.23	104.18	141.13
ROE	18.77	18.89	20.63

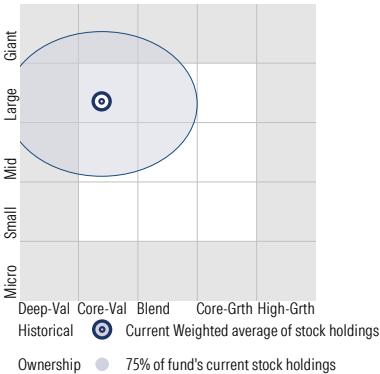
Vanguard Equity-Income Adm VEIRX

Morningstar Category
Large Value

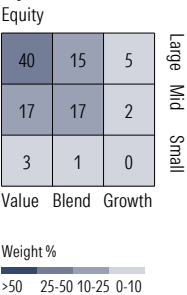
Morningstar Index
Russell 1000 Value TR USD

Style Analysis as of 06-30-2025

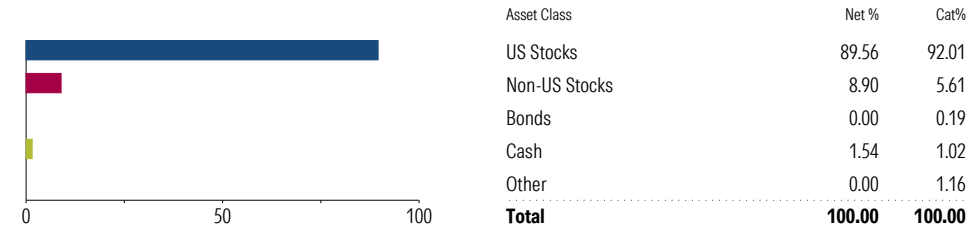
Morningstar Style Box™



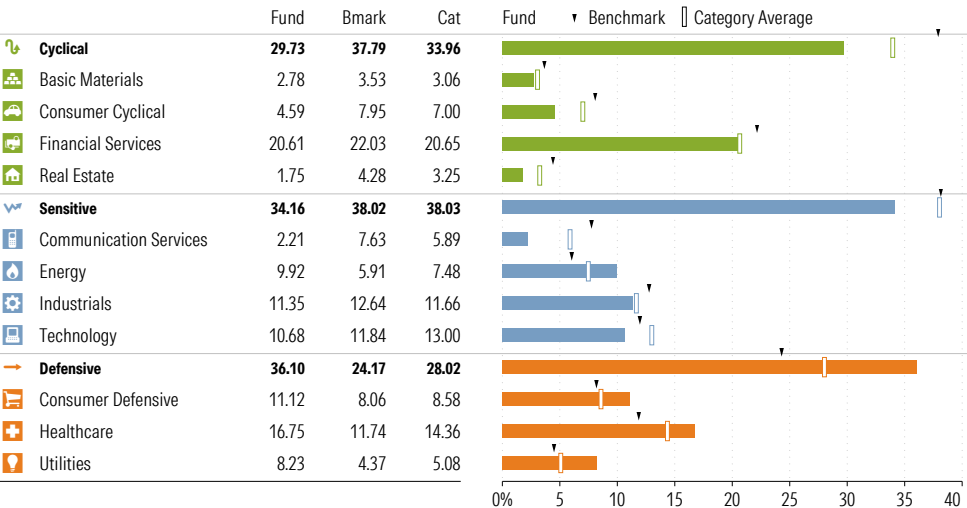
Style Breakdown



Asset Allocation as of 06-30-2025



Sector Weighting as of 06-30-2025



Top 15 Holdings as of 06-30-2025

Name	% Net Asset	Cumulative %	YTD Return %	Morningstar Sector
⊖ JPMorgan Chase & Co	3.74	3.74	22.05	Financial Services
⊕ Broadcom Inc	3.69	7.44	19.41	Technology
⊕ UnitedHealth Group Inc	3.40	10.83	-37.48	Healthcare
⊖ Johnson & Johnson	3.01	13.84	7.38	Healthcare
⊕ Merck & Co Inc	2.56	16.40	-18.80	Healthcare
⊕ Bank of America Corp	2.48	18.88	8.85	Financial Services
⊖ ConocoPhillips	2.30	21.18	-7.94	Energy
⊖ Cisco Systems Inc	1.73	22.91	18.56	Technology
⊖ Gilead Sciences Inc	1.71	24.62	21.74	Healthcare
⊕ American Electric Power Co Inc	1.47	26.09	14.52	Utilities
⊖ Pfizer Inc	1.43	27.52	-5.39	Healthcare
⊕ PACCAR Inc	1.34	28.86	-7.98	Industrials
⊖ American International Group Inc	1.33	30.19	18.74	Financial Services
⊖ Philip Morris International Inc	1.32	31.51	53.58	Consumer Defensive
⊖ Procter & Gamble Co	1.26	32.77	-3.74	Consumer Defensive

Total Holdings 205

⊕ Increase ⊖ Decrease ✨ New to Portfolio

Vanguard International Growth Adm VWILX

Morningstar Category
Foreign Large Growth

Morningstar Index
MSCI EAFE NR USD

Portfolio Manager(s)

Simon Webber since 12-2009
Thomas Coutts since 12-2016
James Gautrey since 12-2020
Lawrence Burns since 12-2020

Quantitative Screens

- Performance: The fund has finished in the Foreign Large Growth category's top three quartiles in 8 of the 10 years it's been in existence.
- Management: The fund's management has been in place for 15.52 years.
- Style: The fund has landed in its primary style box — Large Growth — 100 % of the time over the past three years.
- Net Expense: The fund's expense ratio of 0.25 is 74.75% lower than the Foreign Large Growth category average.

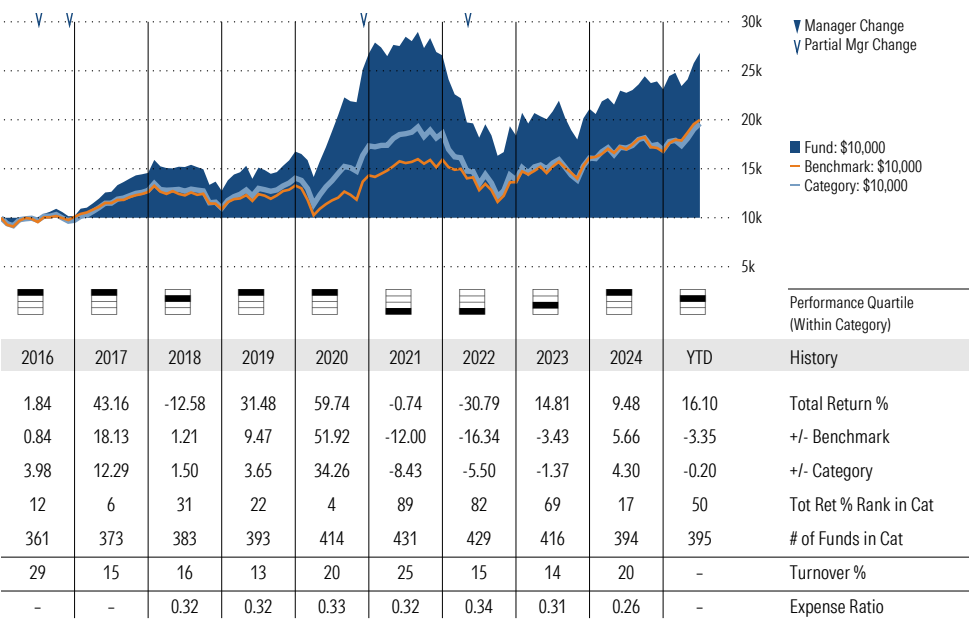
Morningstar Investment Management LLC Analysis

This fund passes all of Morningstar Investment Management's quantitative screens. Morningstar Investment Management has also assessed the fund from a qualitative perspective and, as a fiduciary, is comfortable recommending the fund's use in retirement plans.

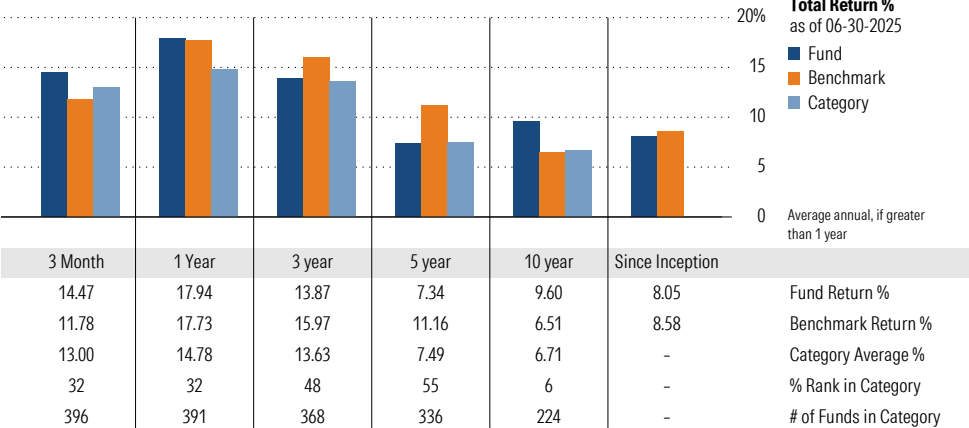
ESG Metrics

Metric	Rating	Updated
Sustainability Rating	3	05-31-2025
Carbon Risk Score	Low Risk	12-31-2022

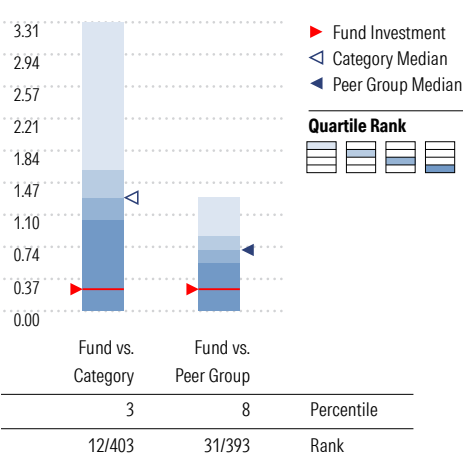
Growth of \$10,000



Trailing Performance



Net Expense



Peer group is a subset of the category and includes funds with the same management style (active vs. passive) and similar share class characteristics.

3-Year Risk Metrics

	Fund	Bmark	Cat
Alpha	-4.65	-	-3.28
Beta	1.23	-	1.09
R-Squared	82.00	-	87.02
Standard Deviation	20.94	15.37	18.06
Sharpe Ratio	0.50	0.73	0.53
Tracking Error	9.59	-	6.76
Information Ratio	-0.22	-	-0.42
Up Capture Ratio	109.99	-	99.92
Down Capture Ratio	130.54	-	113.98

Portfolio Metrics

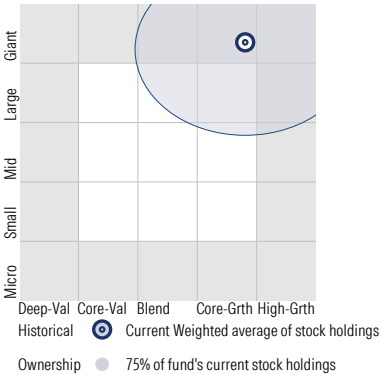
	Fund	Bmark	Cat
Price/Earnings Ratio	20.50	17.19	22.36
Price/Book Ratio	3.51	1.91	3.27
Geom Avg Mkt Cap \$B	79.39	60.31	77.85
ROE	22.64	16.77	21.49

Vanguard International Growth Adm VWILX

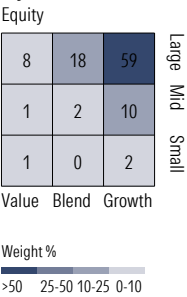
Morningstar Category Foreign Large Growth
Morningstar Index MSCI EAFE NR USD

Style Analysis as of 06-30-2025

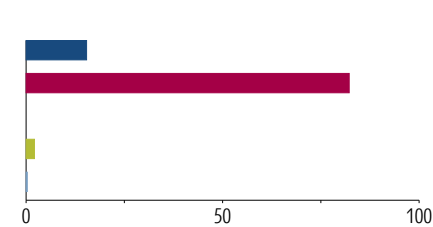
Morningstar Style Box™



Style Breakdown

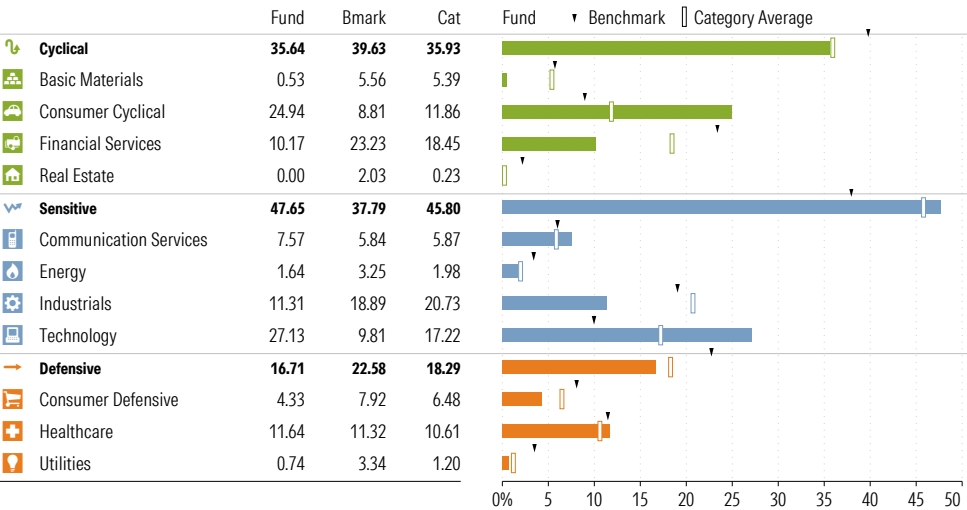


Asset Allocation as of 06-30-2025

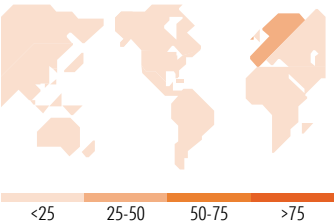


Asset Class	Net %	Cat%
US Stocks	15.39	7.44
Non-US Stocks	82.21	89.73
Bonds	0.00	0.06
Cash	2.12	2.12
Other	0.29	0.65
Total	100.00	100.00

Sector Weighting as of 06-30-2025



World Regions % Equity 06-30-2025



Region	Fund %	Cat %	Region	Fund %	Cat %	Region	Fund %	Cat %	Market Maturity	Fund %
Greater Asia	34.52	27.60	Americas	24.67	15.76	Greater Europe	40.81	56.63	Market Maturity	Fund %
Japan	7.38	12.40	North America	18.37	13.04	United Kingdom	7.80	13.76	Developed Markets	76.83
Australasia	1.14	1.07	Central/Latin	6.30	2.72	W euro-ex UK	32.83	42.44	Emerging Markets	23.17
Asia-4 Tigers	9.14	6.29				Emrgng Europe	0.00	0.02	Not Available	0.00
Asia-ex 4 Tigers	16.86	7.84				Africa	0.18	0.41		
Not Classified	0.00	0.00								

Top 10 Holdings as of 06-30-2025

Name	% Net Asset	Cumulative %	YTD Return %	Morningstar Sector
⊖ Taiwan Semiconductor Manufacturing Co Ltd	5.37	5.37	-	Technology
⊖ MercadoLibre Inc	4.28	9.65	53.70	Consumer Cyclical
⊖ Spotify Technology SA	4.07	13.72	71.52	Communication Svc
⊕ BYD Co Ltd Class H	3.46	17.18	-	Consumer Cyclical
⊖ Adyen NV	3.09	20.27	-	Technology
⊖ ASML Holding NV	2.48	22.75	-	Technology
⊕ PDD Holdings Inc ADR	2.48	25.24	7.91	Consumer Cyclical
⊖ Sea Ltd ADR	2.44	27.68	50.74	Consumer Cyclical
⊖ Meituan Class B	2.18	29.86	-	Consumer Cyclical
Coupage Inc Ordinary Shares - Class A	1.91	31.76	36.31	Consumer Cyclical

Total Holdings 150

⊕ Increase ⊖ Decrease ✨ New to Portfolio

Vanguard International Value Inv VTRIX

Morningstar Category
Foreign Large Value

Morningstar Index
MSCI EAFE NR USD

Portfolio Manager(s)

Michael Bennett since 05-2010
Michael Fry since 05-2010
Steven Morrow since 08-2012
A. Rama Krishna since 12-2012
Shirley Woo since 10-2020
Arjun Kumar since 10-2020

Quantitative Screens

- Performance: The fund has finished in the Foreign Large Value category's top three quartiles in 7 of the 10 years it's been in existence.
- Management: The fund's management has been in place for 15.1 years.
- Style: The fund has landed in its primary style box — Large Value — 0% of the time over the past three years.
- Net Expense: The fund's expense ratio of 0.36 is 62.11% lower than the Foreign Large Value category average.

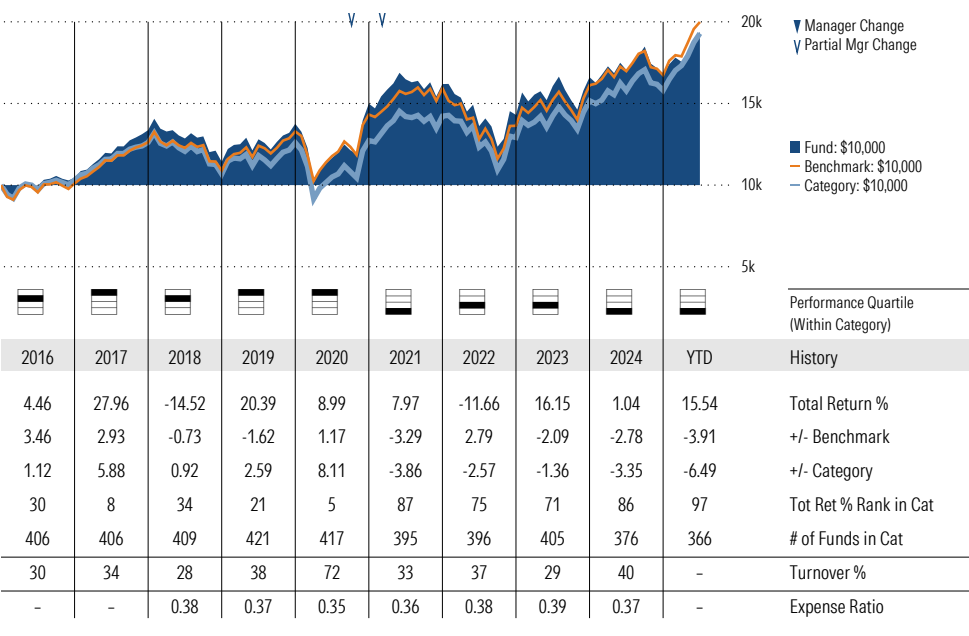
Morningstar Investment Management LLC Analysis

We are placing Vanguard International Value on watch due to a change in subadvisor. Vanguard announced on June 16th that they had replaced Lazard as a subadvisor with Altrinsic Global Investors, effectively immediately, due to performance concerns. Altrinsic, ARGA, and Sprucegrove will each manage 1/3 of the portfolio. We are placing the fund on watch while we monitor the new subadvisor mix.

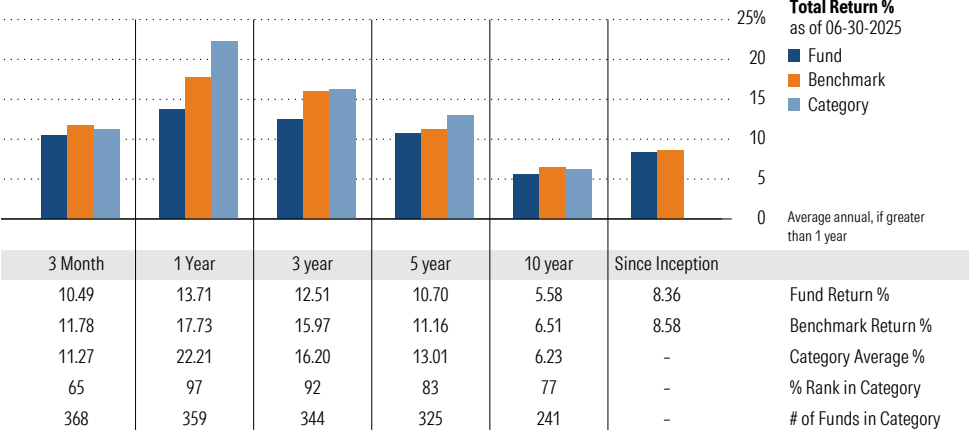
ESG Metrics

Metric	Rating	Updated
Sustainability Rating	3	05-31-2025
Carbon Risk Score	Medium Risk	12-31-2022

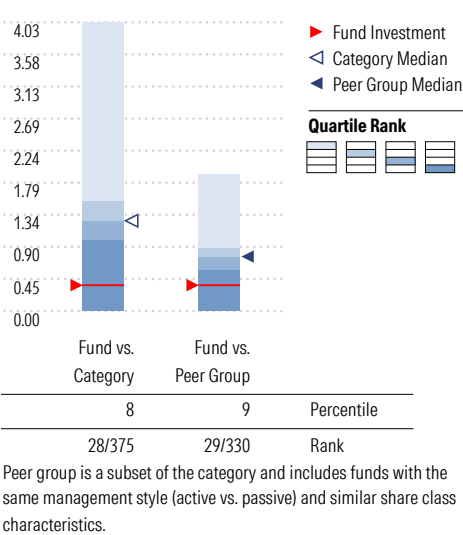
Growth of \$10,000



Trailing Performance



Net Expense



3-Year Risk Metrics

	Fund	Bmark	Cat
Alpha	-3.03	-	0.99
Beta	1.00	-	0.97
R-Squared	92.77	-	88.95
Standard Deviation	16.01	15.37	15.82
Sharpe Ratio	0.52	0.73	0.75
Tracking Error	4.31	-	5.32
Information Ratio	-0.80	-	0.12
Up Capture Ratio	93.77	-	96.77
Down Capture Ratio	107.63	-	91.12

Portfolio Metrics

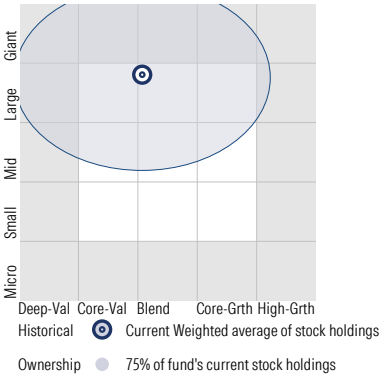
	Fund	Bmark	Cat
Price/Earnings Ratio	14.53	17.19	13.20
Price/Book Ratio	1.57	1.91	1.35
Geom Avg Mkt Cap \$B	30.49	60.31	42.44
ROE	15.96	16.77	13.46

Vanguard International Value Inv VTRIX

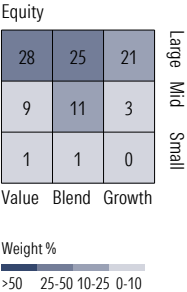
Morningstar Category
Foreign Large Value

Morningstar Index
MSCI EAFE NR USD

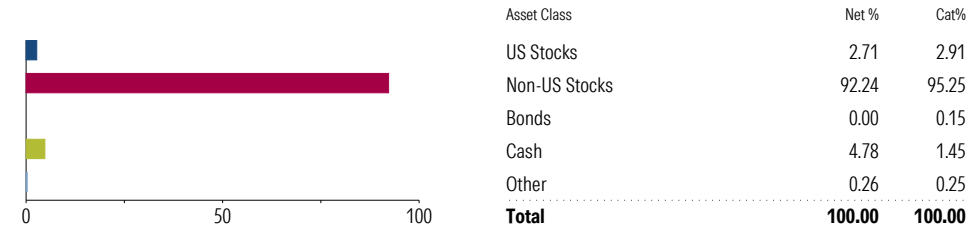
Style Analysis as of 06-30-2025
Morningstar Style Box™



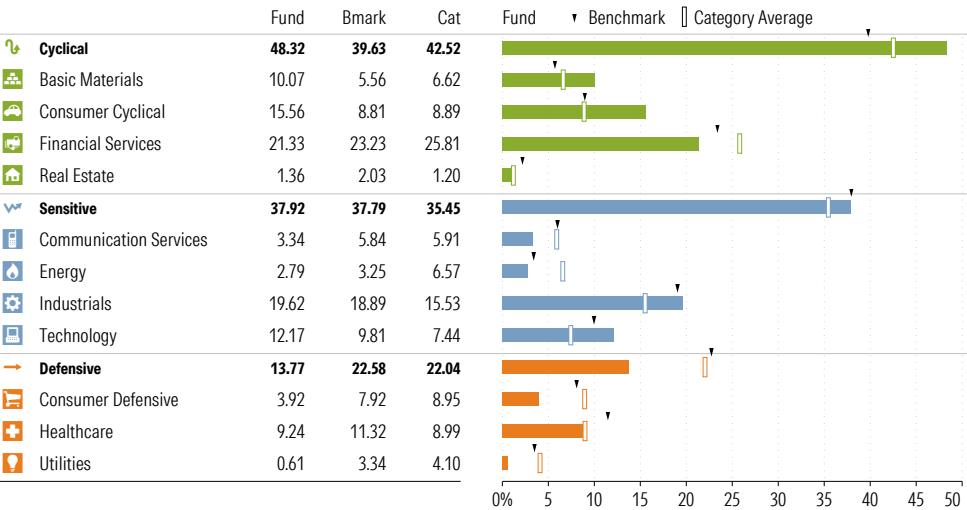
Style Breakdown




Asset Allocation as of 06-30-2025



Sector Weighting as of 06-30-2025



World Regions % Equity 06-30-2025



Top 10 Holdings as of 06-30-2025

Name	% Net Asset	Cumulative %	YTD Return %	Morningstar Sector
⊖ Mktliq 12/31/2049	2.84	2.84	-	-
⊖ Tencent Holdings Ltd	1.87	4.70	-	Communication Svc
⊖ HSBC Holdings PLC	1.73	6.43	-	Financial Services
⊕ Kering SA	1.72	8.16	-	Consumer Cyclical
⊖ Taiwan Semiconductor Manufacturing Co Ltd	1.69	9.84	-	Technology
⊖ Roche Holding AG	1.53	11.37	-	Healthcare
⊕ Slcmt1142	1.51	12.88	-	-
⊖ AIA Group Ltd	1.43	14.31	-	Financial Services
Nidec Corp	1.40	15.71	-	Industrials
STMicroelectronics NV	1.31	17.02	-	Technology

Total Holdings 242

⊕ Increase ⊖ Decrease ✨ New to Portfolio

Vanguard Target Retirement 2020 Fund VTWNX

Morningstar Category Target-Date 2020
Morningstar Index Morningstar Lifetime Mod 2020 TR USD

Portfolio Manager(s)

Walter Nejman since 02-2013
Aur lie Denis since 02-2023
Michael Roach since 02-2023
Roger Aliaga-Diaz since 02-2023

Quantitative Screens

- Performance: The fund has finished in the Target-Date 2020 category's top three quartiles in 10 of the 10 years it's been in existence.
- Management: The fund's management has been in place for 12.36 years.
- Style: The fund has landed in its primary style box — Large Blend — 100 % of the time over the past three years.
- Net Expense: The fund's expense ratio of 0.08 is 84% lower than the Target-Date 2020 category average.

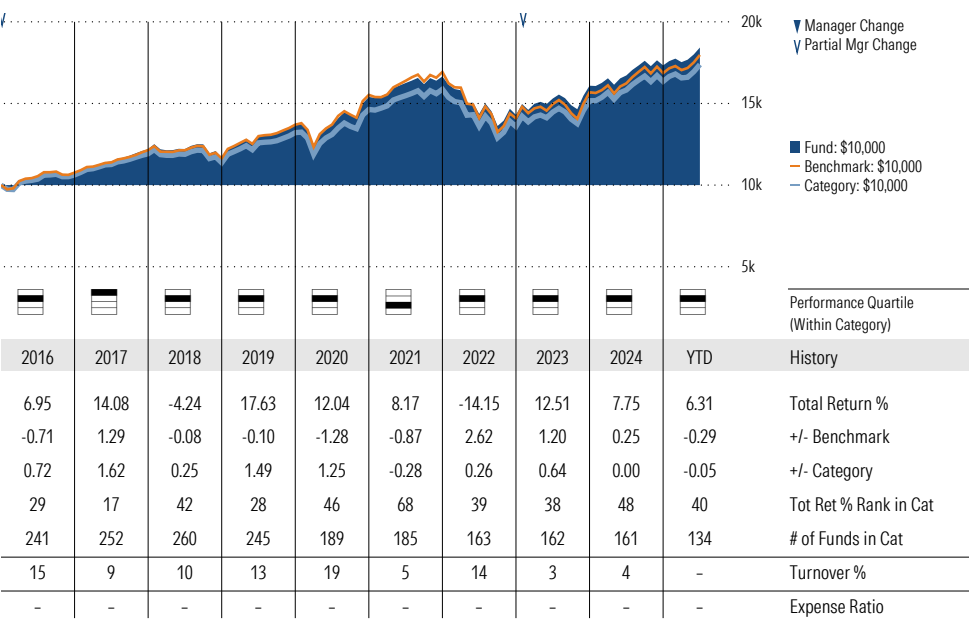
Morningstar Investment Management LLC Analysis

This fund passes all of Morningstar Investment Management's quantitative screens. Morningstar Investment Management has also assessed the fund from a qualitative perspective and, as a fiduciary, is comfortable recommending the fund's use in retirement plans.

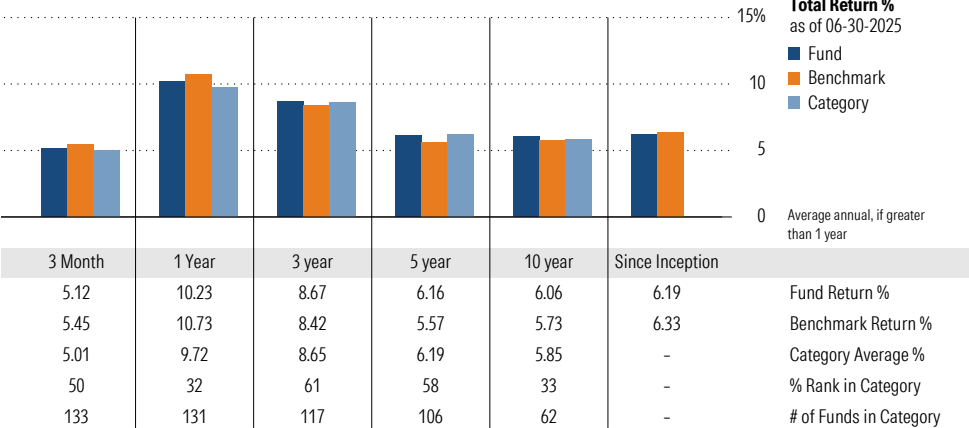
ESG Metrics

Metric	Rating	Updated
Sustainability Rating	4	05-31-2025
ESG Commitment	1-Low	02-15-2022

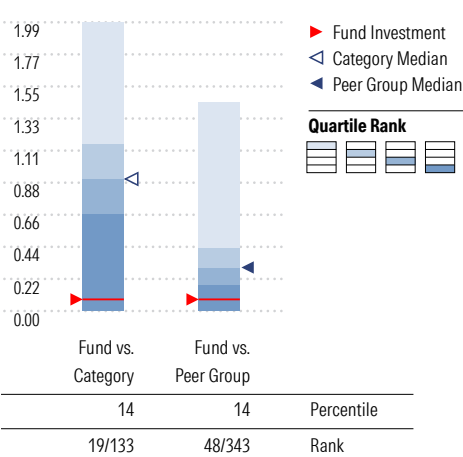
Growth of \$10,000



Trailing Performance



Net Expense



3-Year Risk Metrics

	Fund	Bmark	Cat
Alpha	1.29	-	0.87
Beta	0.86	-	0.91
R-Squared	99.07	-	98.57
Standard Deviation	9.14	10.55	9.67
Sharpe Ratio	0.43	0.37	0.41
Tracking Error	1.70	-	1.59
Information Ratio	0.15	-	0.17
Up Capture Ratio	90.95	-	94.46
Down Capture Ratio	83.02	-	89.33

Portfolio Metrics

	Fund	Bmark	Cat
Price/Earnings Ratio	20.04	21.83	21.57
Price/Book Ratio	2.62	2.98	2.92
Avg Eff Duration	5.39	-	4.58

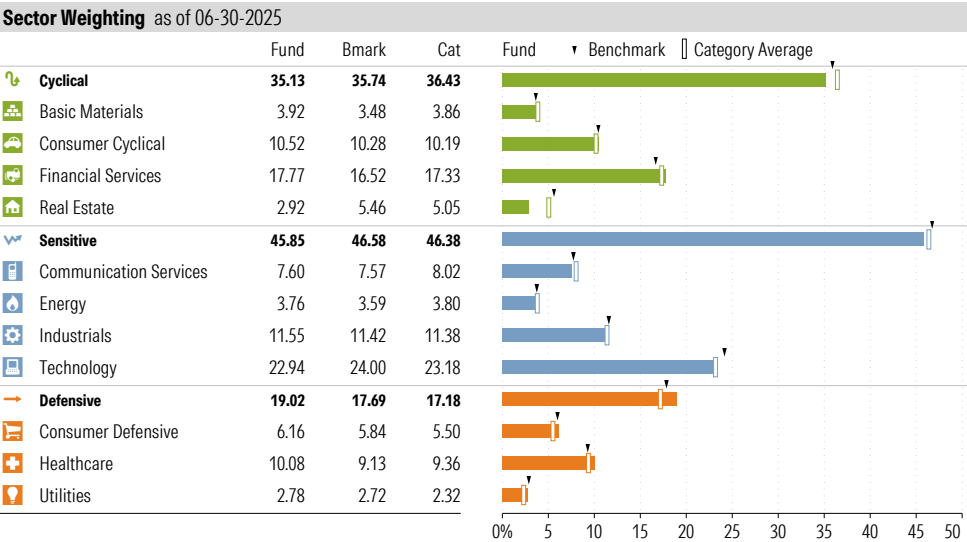
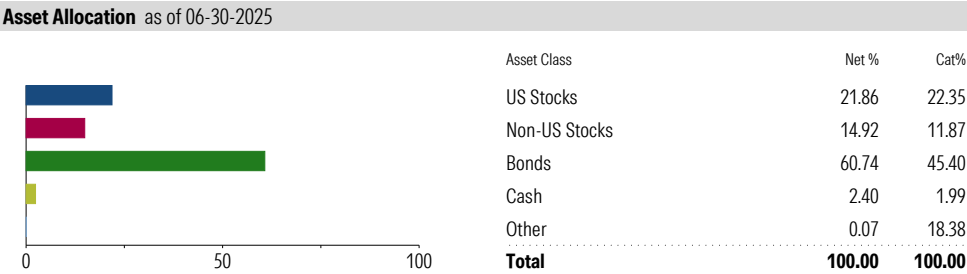
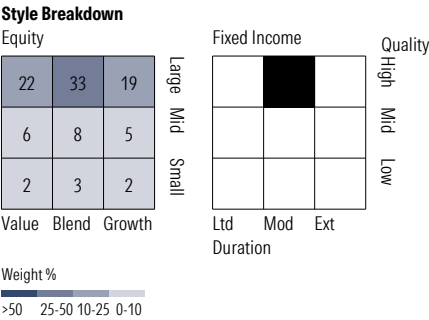
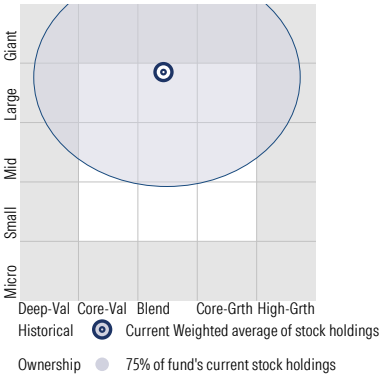
Vanguard Target Retirement 2020 Fund VTWNX

Morningstar Category
Target-Date 2020

Morningstar Index
Morningstar Lifetime Mod 2020 TR USD

Style Analysis as of 06-30-2025

Morningstar Style Box™



Top 7 Holdings as of 06-30-2025

Name	Maturity Date	% Net Asset	Cumulative %	YTD Return %	Morningstar Sector
⊕ Vanguard Total Bond Market II Idx Inv	-	33.70	33.70	-	-
⊖ Vanguard Total Stock Mkt Idx Instl Pls	-	22.02	55.72	-	-
⊖ Vanguard Total Intl Stock Index Inv	-	15.26	70.98	-	-
⊖ Vanguard Total Intl Bd II Idx Instl	-	14.57	85.55	-	-
⊖ Vanguard Shrt-Term Infl-Prot Sec Idx Adm	-	13.81	99.36	-	-
⊕ Mktliq 12/31/2049	-	0.63	99.99	-	-
⊕ Us Dollar	-	0.01	100.00	-	-

Total Holdings 7

⊕ Increase ⊖ Decrease ✨ New to Portfolio

Vanguard Target Retirement 2025 Fund VTTVX

Morningstar Category Target-Date 2025
Morningstar Index Morningstar Lifetime Mod 2025 TR USD

Portfolio Manager(s)

Walter Nejman since 02-2013
Aur lie Denis since 02-2023
Michael Roach since 02-2023
Roger Aliaga-Diaz since 02-2023

Quantitative Screens

- Performance: The fund has finished in the Target-Date 2025 category's top three quartiles in 10 of the 10 years it's been in existence.
- Management: The fund's management has been in place for 12.36 years.
- Style: The fund has landed in its primary style box — Large Blend — 100 % of the time over the past three years.
- Net Expense: The fund's expense ratio of 0.08 is 85.96% lower than the Target-Date 2025 category average.

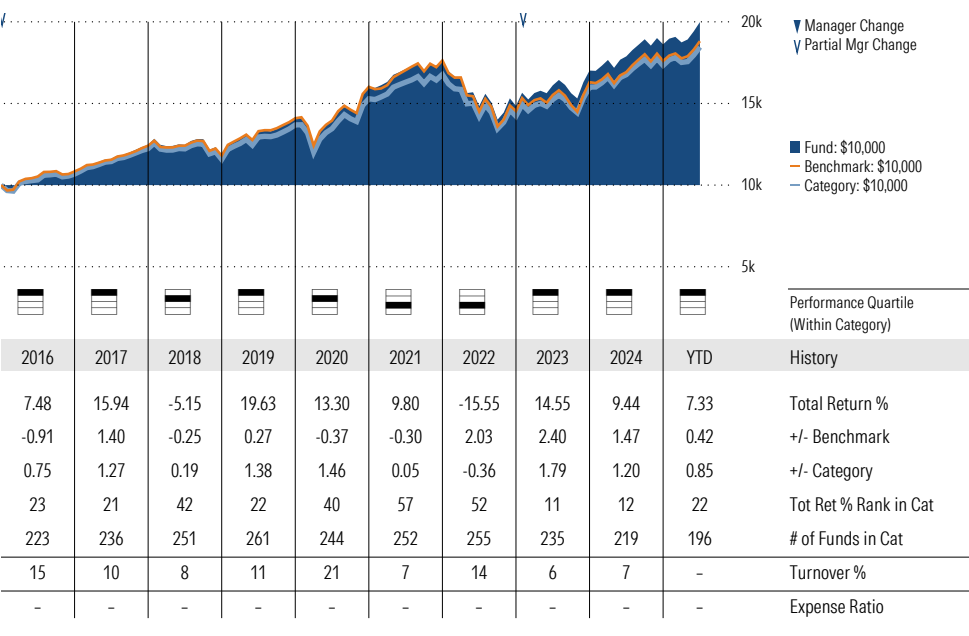
Morningstar Investment Management LLC Analysis

This fund passes all of Morningstar Investment Management's quantitative screens. Morningstar Investment Management has also assessed the fund from a qualitative perspective and, as a fiduciary, is comfortable recommending the fund's use in retirement plans.

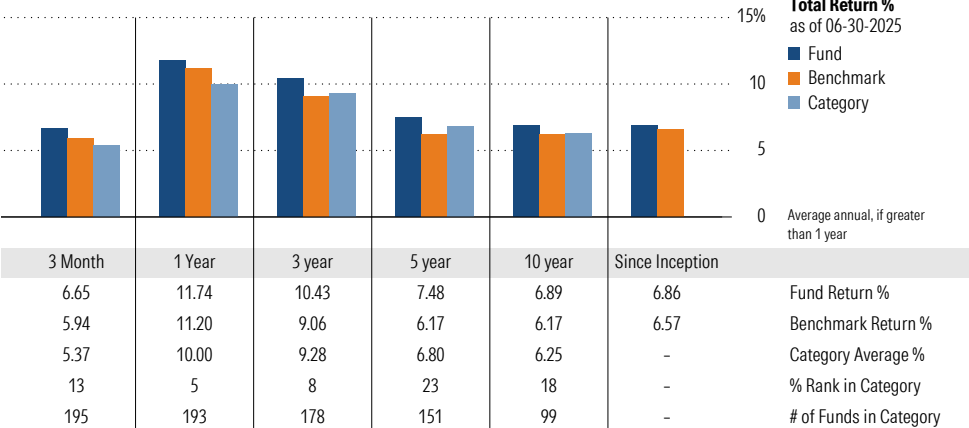
ESG Metrics

Metric	Rating	Updated
Sustainability Rating	3	05-31-2025
Carbon Risk Score	Low Risk	12-31-2022
ESG Commitment	1-Low	02-15-2022

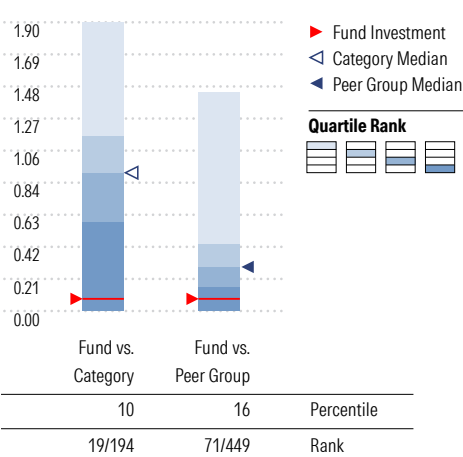
Growth of \$10,000



Trailing Performance



Net Expense



Peer group is a subset of the category and includes funds with the same management style (active vs. passive) and similar share class characteristics.

3-Year Risk Metrics

	Fund	Bmark	Cat
Alpha	1.88	-	1.13
Beta	0.92	-	0.88
R-Squared	98.96	-	97.96
Standard Deviation	10.54	11.35	10.05
Sharpe Ratio	0.54	0.40	0.45
Tracking Error	1.38	-	2.02
Information Ratio	1.00	-	0.21
Up Capture Ratio	99.07	-	91.70
Down Capture Ratio	88.61	-	85.42

Portfolio Metrics

	Fund	Bmark	Cat
Price/Earnings Ratio	20.06	21.67	20.35
Price/Book Ratio	2.63	2.94	2.96
Avg Eff Duration	5.65	-	3.85

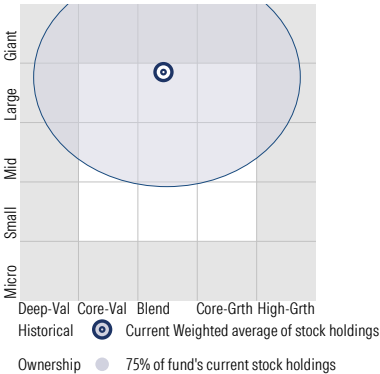
Vanguard Target Retirement 2025 Fund VTTVX

Morningstar Category
Target-Date 2025

Morningstar Index
Morningstar Lifetime Mod 2025 TR USD

Style Analysis as of 06-30-2025

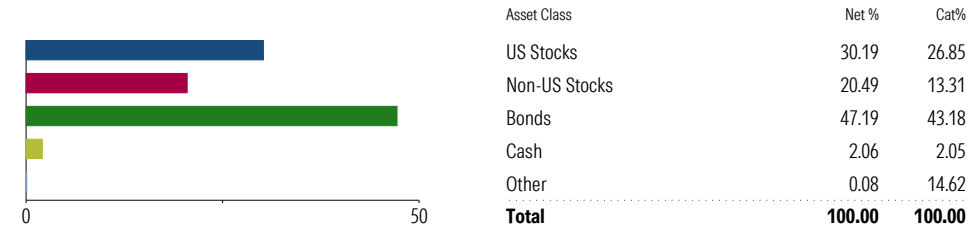
Morningstar Style Box™



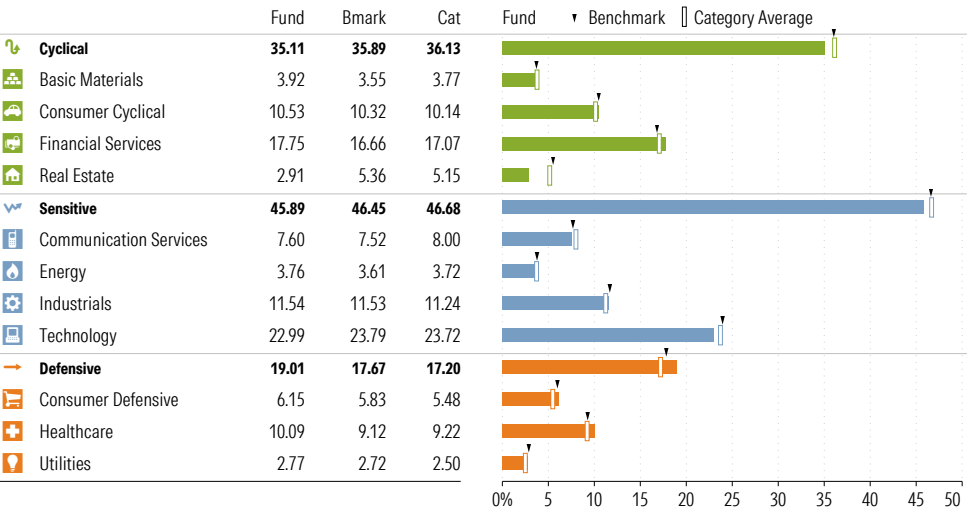
Style Breakdown



Asset Allocation as of 06-30-2025



Sector Weighting as of 06-30-2025



Top 7 Holdings as of 06-30-2025

Name	Maturity Date	% Net Asset	Cumulative %	YTD Return %	Morningstar Sector
⊖ Vanguard Total Stock Mkt Idx Instl Pls	-	30.41	30.41	-	-
⊕ Vanguard Total Bond Market II Idx Inv	-	28.40	58.81	-	-
⊖ Vanguard Total Intl Stock Index Inv	-	20.95	79.76	-	-
⊖ Vanguard Total Intl Bd II Idx Instl	-	12.54	92.30	-	-
⊖ Vanguard Shrt-Term Infl-Prot Sec Idx Adm	-	7.04	99.34	-	-
⊕ Mktliq 12/31/2049	-	0.66	100.00	-	-
⊕ Us Dollar	-	0.00	100.00	-	-

Total Holdings 7

⊕ Increase ⊖ Decrease ✱ New to Portfolio

Vanguard Target Retirement 2030 Fund VTHRX

Morningstar Category
Target-Date 2030

Morningstar Index
Morningstar Lifetime Mod 2030 TR USD

Portfolio Manager(s)

Walter Nejman since 02-2013
Aur lie Denis since 02-2023
Michael Roach since 02-2023
Roger Aliaga-Diaz since 02-2023

Quantitative Screens

- Performance: The fund has finished in the Target-Date 2030 category's top three quartiles in 10 of the 10 years it's been in existence.
- Management: The fund's management has been in place for 12.36 years.
- Style: The fund has landed in its primary style box — Large Blend — 100 % of the time over the past three years.
- Net Expense: The fund's expense ratio of 0.08 is 85.96% lower than the Target-Date 2030 category average.

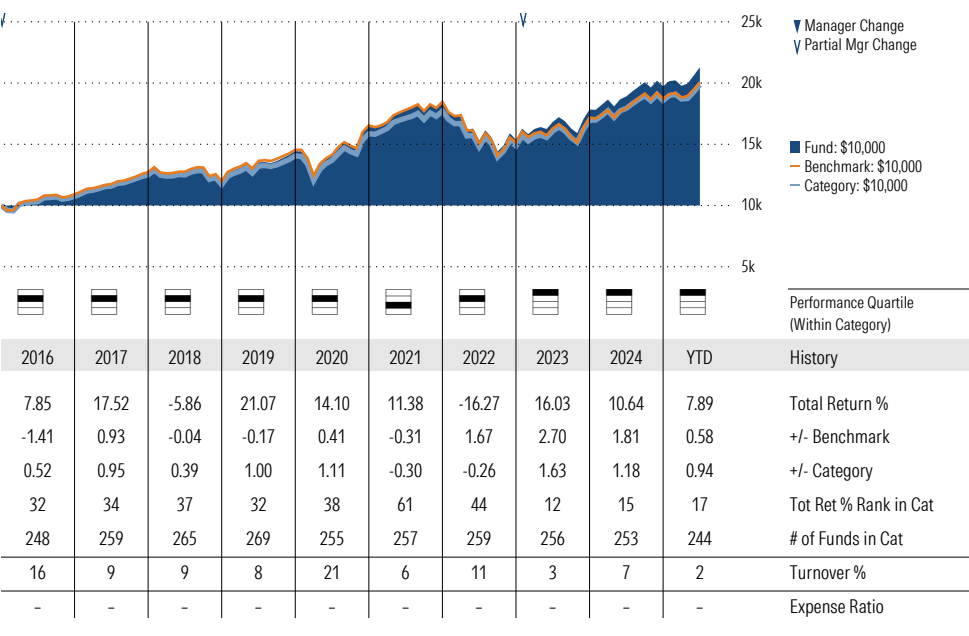
Morningstar Investment Management LLC Analysis

This fund passes all of Morningstar Investment Management's quantitative screens. Morningstar Investment Management has also assessed the fund from a qualitative perspective and, as a fiduciary, is comfortable recommending the fund's use in retirement plans.

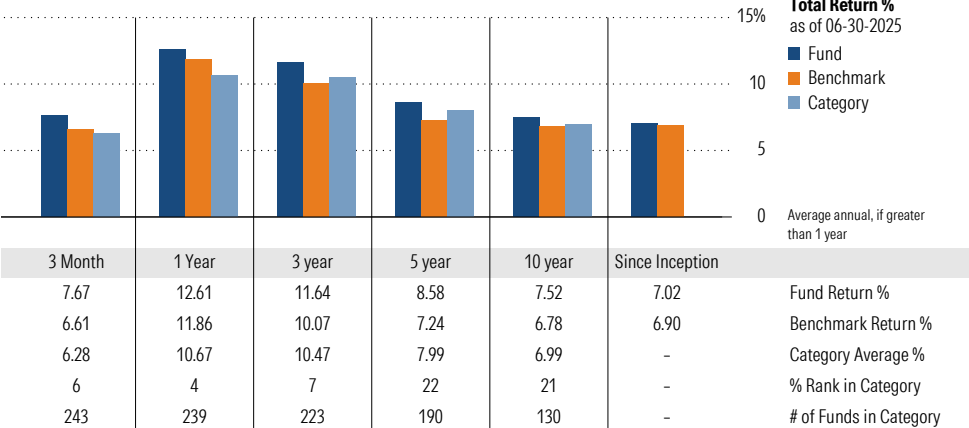
ESG Metrics

Metric	Rating	Updated
Sustainability Rating	3	05-31-2025
Carbon Risk Score	Low Risk	12-31-2022
ESG Commitment	1-Low	02-15-2022

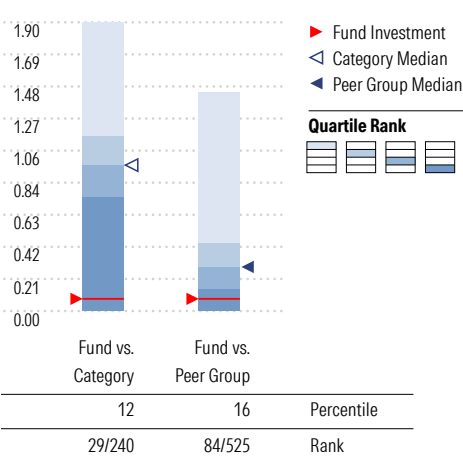
Growth of \$10,000



Trailing Performance



Net Expense



Peer group is a subset of the category and includes funds with the same management style (active vs. passive) and similar share class characteristics.

3-Year Risk Metrics

	Fund	Bmark	Cat
Alpha	1.93	-	1.14
Beta	0.95	-	0.91
R-Squared	98.91	-	98.24
Standard Deviation	11.54	12.15	11.16
Sharpe Ratio	0.60	0.46	0.52
Tracking Error	1.38	-	1.83
Information Ratio	1.14	-	0.31
Up Capture Ratio	100.87	-	94.81
Down Capture Ratio	91.00	-	88.93

Portfolio Metrics

	Fund	Bmark	Cat
Price/Earnings Ratio	20.06	21.51	20.98
Price/Book Ratio	2.63	2.89	3.02
Avg Eff Duration	6.17	-	4.59

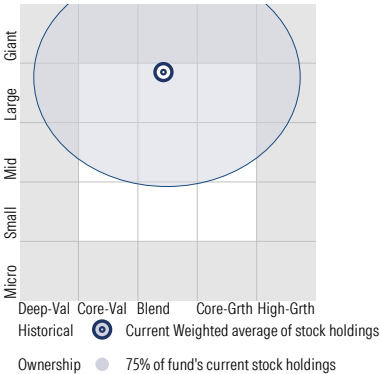
Vanguard Target Retirement 2030 Fund VTHR

Morningstar Category
Target-Date 2030

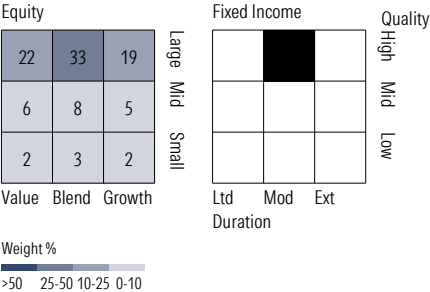
Morningstar Index
Morningstar Lifetime Mod 2030 TR USD

Style Analysis as of 06-30-2025

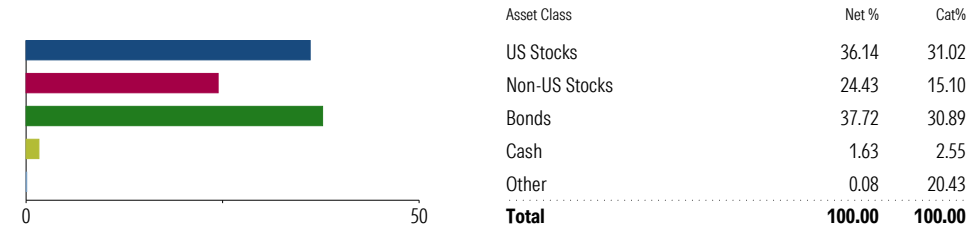
Morningstar Style Box™



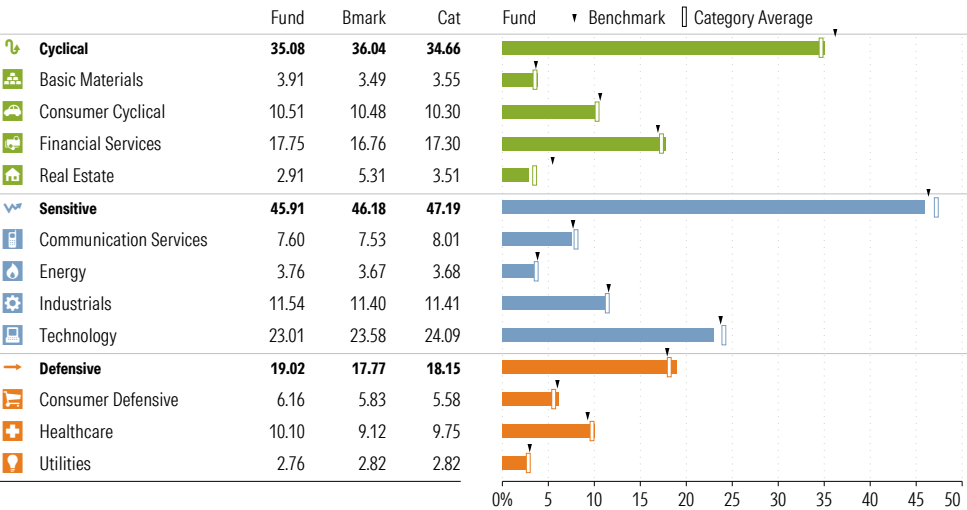
Style Breakdown



Asset Allocation as of 06-30-2025



Sector Weighting as of 06-30-2025



Top 6 Holdings as of 06-30-2025

Name	Maturity Date	% Net Asset	Cumulative %	YTD Return %	Morningstar Sector
⊖ Vanguard Total Stock Mkt Idx Instl Pls	-	36.41	36.41	-	-
⊕ Vanguard Total Bond Market II Idx Inv	-	26.44	62.84	-	-
⊖ Vanguard Total Intl Stock Index Inv	-	24.98	87.82	-	-
⊖ Vanguard Total Intl Bd II Idx Instl	-	11.52	99.34	-	-
⊕ Mktliq 12/31/2049	-	0.64	99.98	-	-
⊕ Us Dollar	-	0.02	100.00	-	-

Total Holdings 6

⊕ Increase ⊖ Decrease ✱ New to Portfolio

Vanguard Target Retirement 2035 Fund VTTHX

Morningstar Category Target-Date 2035
Morningstar Index Morningstar Lifetime Mod 2035 TR USD

Portfolio Manager(s)

Walter Nejman since 02-2013
Aur lie Denis since 02-2023
Michael Roach since 02-2023
Roger Aliaga-Diaz since 02-2023

Quantitative Screens

- Performance: The fund has finished in the Target-Date 2035 category's top three quartiles in 9 of the 10 years it's been in existence.
- Management: The fund's management has been in place for 12.36 years.
- Style: The fund has landed in its primary style box — Large Blend — 96.97 % of the time over the past three years.
- Net Expense: The fund's expense ratio of 0.08 is 85.96% lower than the Target-Date 2035 category average.

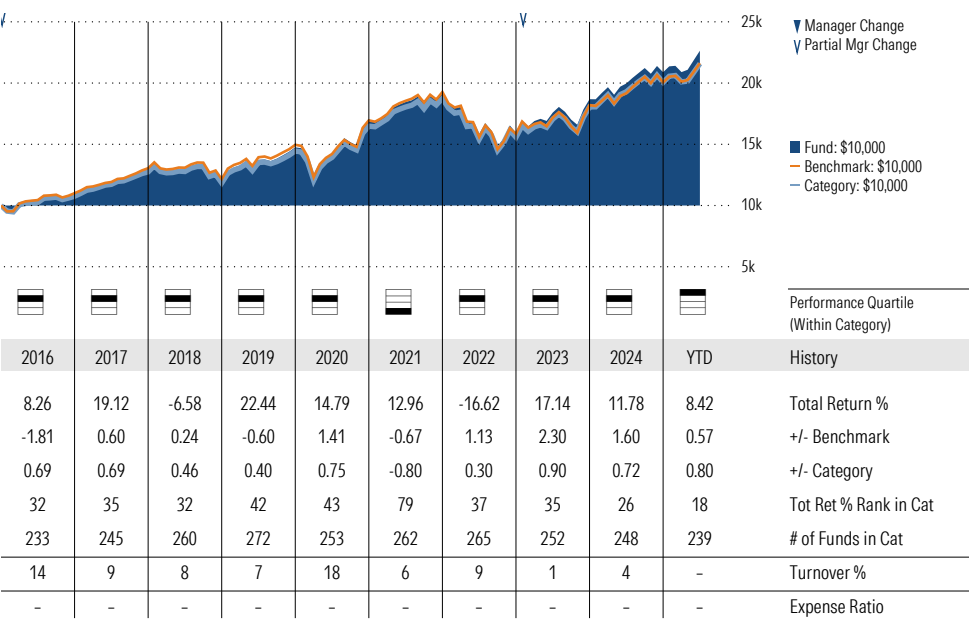
Morningstar Investment Management LLC Analysis

This fund passes all of Morningstar Investment Management's quantitative screens. Morningstar Investment Management has also assessed the fund from a qualitative perspective and, as a fiduciary, is comfortable recommending the fund's use in retirement plans.

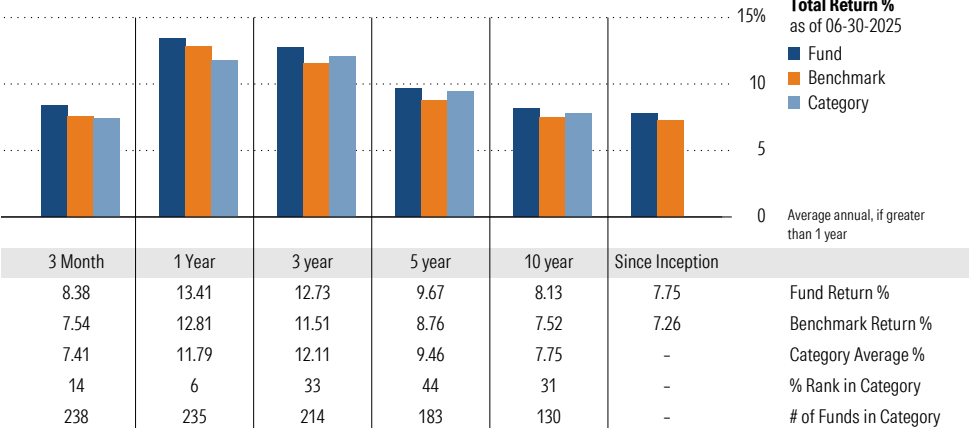
ESG Metrics

Metric	Rating	Updated
Sustainability Rating	3	05-31-2025
Carbon Risk Score	Low Risk	12-31-2022
ESG Commitment	1-Low	02-15-2022

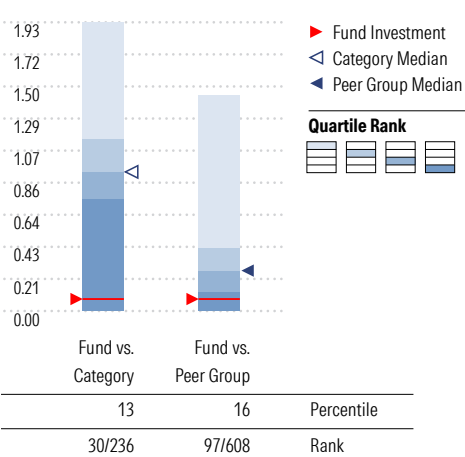
Growth of \$10,000



Trailing Performance



Net Expense



Peer group is a subset of the category and includes funds with the same management style (active vs. passive) and similar share class characteristics.

3-Year Risk Metrics

	Fund	Bmark	Cat
Alpha	1.72	-	1.13
Beta	0.94	-	0.94
R-Squared	98.98	-	98.11
Standard Deviation	12.24	12.96	12.32
Sharpe Ratio	0.65	0.54	0.60
Tracking Error	1.46	-	1.80
Information Ratio	0.83	-	0.38
Up Capture Ratio	98.98	-	97.43
Down Capture Ratio	90.64	-	91.91

Portfolio Metrics

	Fund	Bmark	Cat
Price/Earnings Ratio	20.06	21.34	21.68
Price/Book Ratio	2.63	2.85	3.01
Avg Eff Duration	6.17	-	5.56

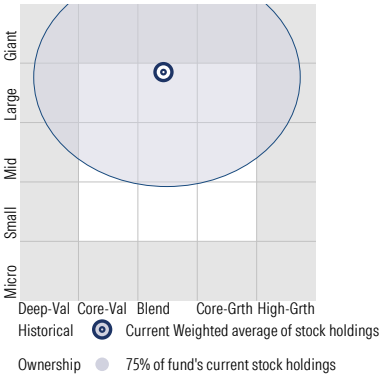
Vanguard Target Retirement 2035 Fund VTTHX

Morningstar Category
Target-Date 2035

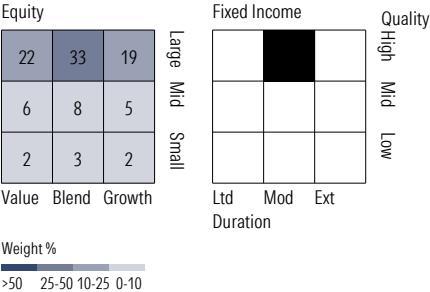
Morningstar Index
Morningstar Lifetime Mod 2035 TR USD

Style Analysis as of 06-30-2025

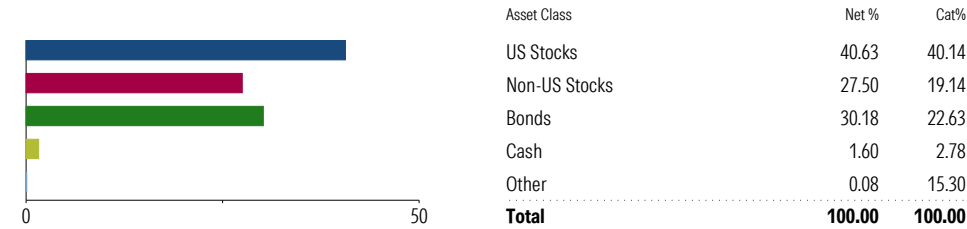
Morningstar Style Box™



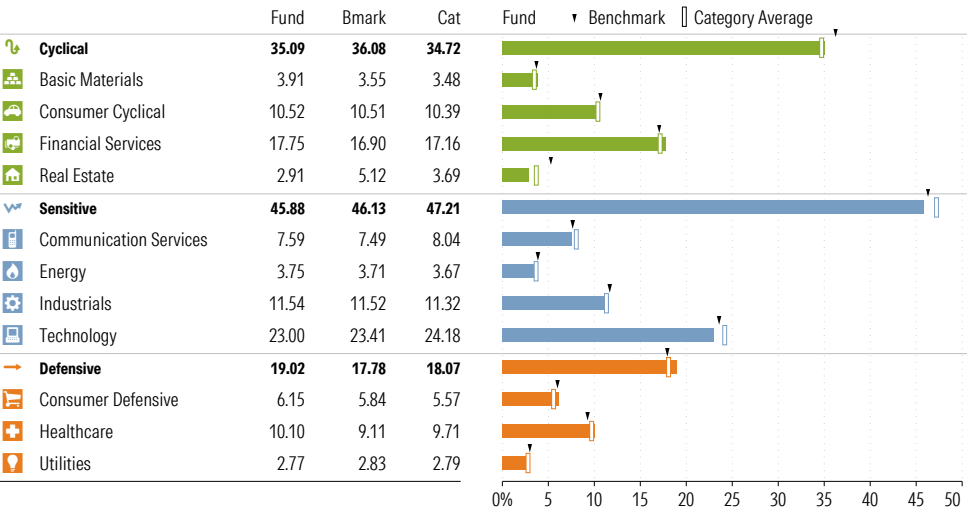
Style Breakdown



Asset Allocation as of 06-30-2025



Sector Weighting as of 06-30-2025



Top 6 Holdings as of 06-30-2025

Name	Maturity Date	% Net Asset	Cumulative %	YTD Return %	Morningstar Sector
⊖ Vanguard Total Stock Mkt Idx Instl Pls	-	40.93	40.93	-	-
⊕ Vanguard Total Intl Stock Index Inv	-	28.12	69.06	-	-
⊕ Vanguard Total Bond Market II Idx Inv	-	21.07	90.12	-	-
⊕ Vanguard Total Intl Bd II Idx Instl	-	9.30	99.42	-	-
⊕ Mktliq 12/31/2049	-	0.58	100.00	-	-
⊕ Us Dollar	-	0.00	100.01	-	-

Total Holdings 6

⊕ Increase ⊖ Decrease ✱ New to Portfolio

Vanguard Target Retirement 2040 Fund VFORX

Morningstar Category
Target-Date 2040

Morningstar Index
Morningstar Lifetime Mod 2040 TR USD

Portfolio Manager(s)

Walter Nejman since 02-2013
Aur lie Denis since 02-2023
Michael Roach since 02-2023
Roger Aliaga-Diaz since 02-2023

Quantitative Screens

- Performance: The fund has finished in the Target-Date 2040 category's top three quartiles in 9 of the 10 years it's been in existence.
- Management: The fund's management has been in place for 12.36 years.
- Style: The fund has landed in its primary style box — Large Blend — 96.97 % of the time over the past three years.
- Net Expense: The fund's expense ratio of 0.08 is 86.21% lower than the Target-Date 2040 category average.

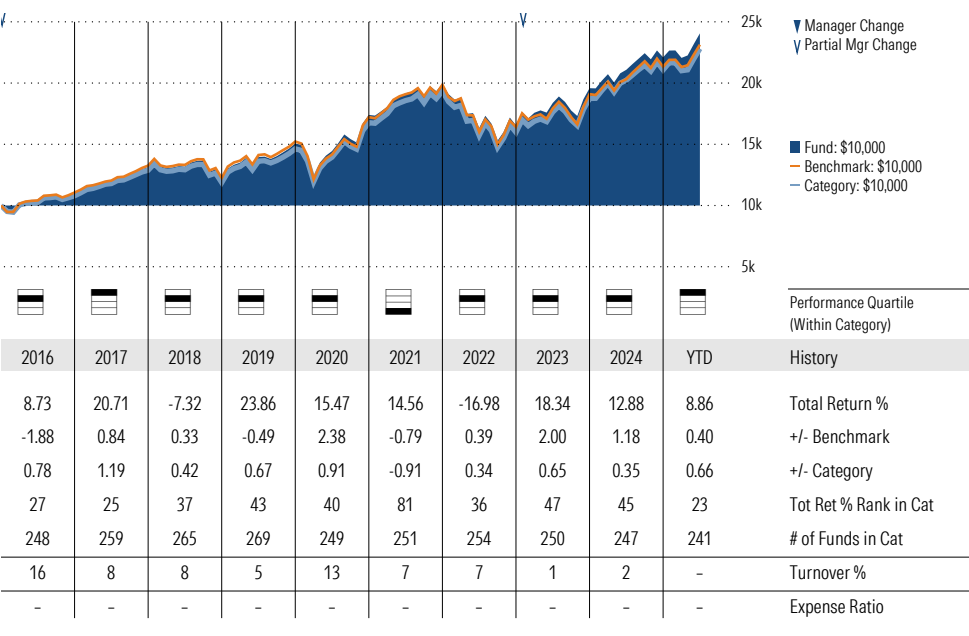
Morningstar Investment Management LLC Analysis

This fund passes all of Morningstar Investment Management's quantitative screens. Morningstar Investment Management has also assessed the fund from a qualitative perspective and, as a fiduciary, is comfortable recommending the fund's use in retirement plans.

ESG Metrics

Metric	Rating	Updated
Sustainability Rating	3	05-31-2025
Carbon Risk Score	Low Risk	12-31-2022
ESG Commitment	1-Low	02-15-2022

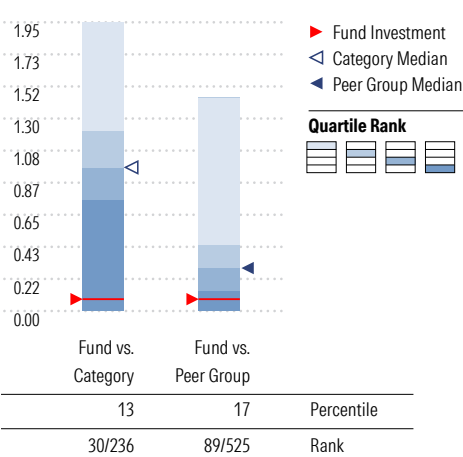
Growth of \$10,000



Trailing Performance



Net Expense



Peer group is a subset of the category and includes funds with the same management style (active vs. passive) and similar share class characteristics.

3-Year Risk Metrics

	Fund	Bmark	Cat
Alpha	1.38	-	0.92
Beta	0.94	-	0.96
R-Squared	98.99	-	98.10
Standard Deviation	12.93	13.71	13.32
Sharpe Ratio	0.70	0.62	0.67
Tracking Error	1.55	-	1.88
Information Ratio	0.48	-	0.30
Up Capture Ratio	97.63	-	98.60
Down Capture Ratio	91.33	-	94.32

Portfolio Metrics

	Fund	Bmark	Cat
Price/Earnings Ratio	20.06	21.16	21.57
Price/Book Ratio	2.63	2.82	2.97
Avg Eff Duration	6.18	-	6.14

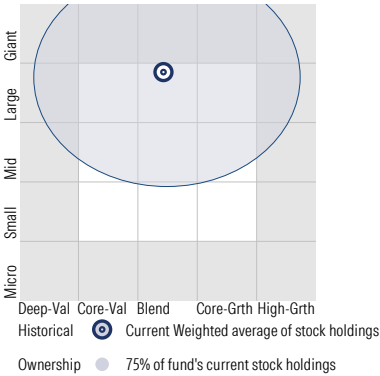
Vanguard Target Retirement 2040 Fund VFORX

Morningstar Category
Target-Date 2040

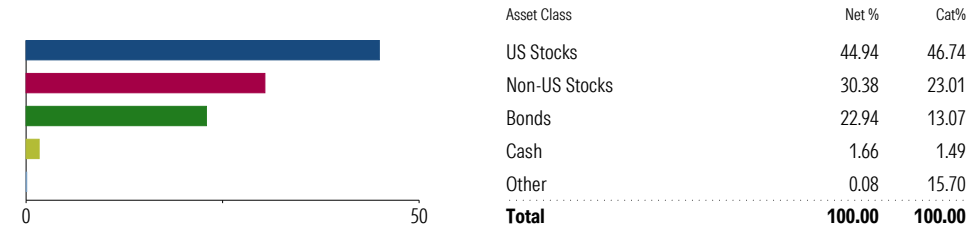
Morningstar Index
Morningstar Lifetime Mod 2040 TR USD

Style Analysis as of 06-30-2025

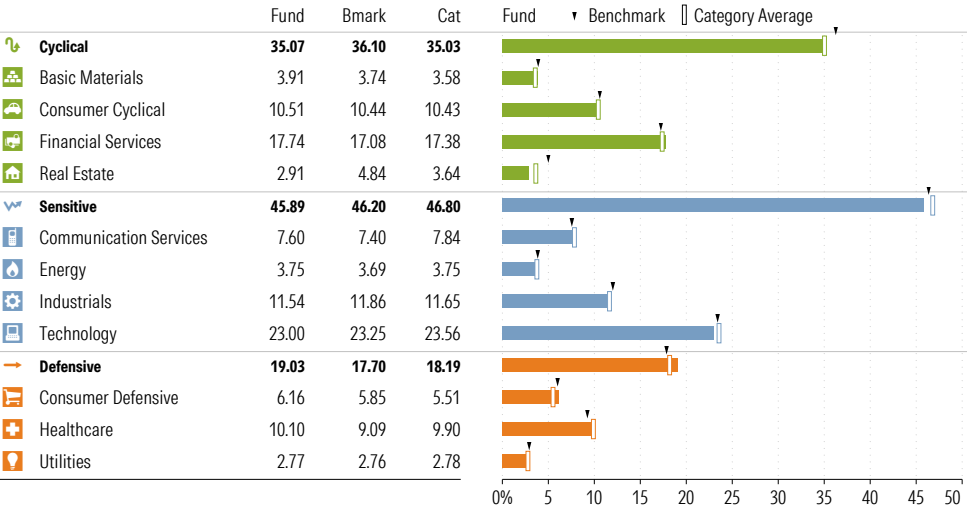
Morningstar Style Box™



Asset Allocation as of 06-30-2025



Sector Weighting as of 06-30-2025



Top 6 Holdings as of 06-30-2025

Name	Maturity Date	% Net Asset	Cumulative %	YTD Return %	Morningstar Sector
⊕ Vanguard Total Stock Mkt Idx Instl Pls	-	45.27	45.27	-	-
⊕ Vanguard Total Intl Stock Index Inv	-	31.07	76.34	-	-
⊕ Vanguard Total Bond Market II Idx Inv	-	15.92	92.26	-	-
⊕ Vanguard Total Intl Bd II Idx Instl	-	7.16	99.42	-	-
⊕ Mktliq 12/31/2049	-	0.56	99.99	-	-
⊕ Us Dollar	-	0.01	100.00	-	-

Total Holdings 6

⊕ Increase ⊖ Decrease ✱ New to Portfolio

Vanguard Target Retirement 2045 Fund VTIVX

Morningstar Category
Target-Date 2045

Morningstar Index
Morningstar Lifetime Mod 2045 TR USD

Portfolio Manager(s)

Walter Nejman since 02-2013
Aur lie Denis since 02-2023
Michael Roach since 02-2023
Roger Aliaga-Diaz since 02-2023

Quantitative Screens

- Performance: The fund has finished in the Target-Date 2045 category's top three quartiles in 10 of the 10 years it's been in existence.
- Management: The fund's management has been in place for 12.36 years.
- Style: The fund has landed in its primary style box — Large Blend — 96.97 % of the time over the past three years.
- Net Expense: The fund's expense ratio of 0.08 is 86.21% lower than the Target-Date 2045 category average.

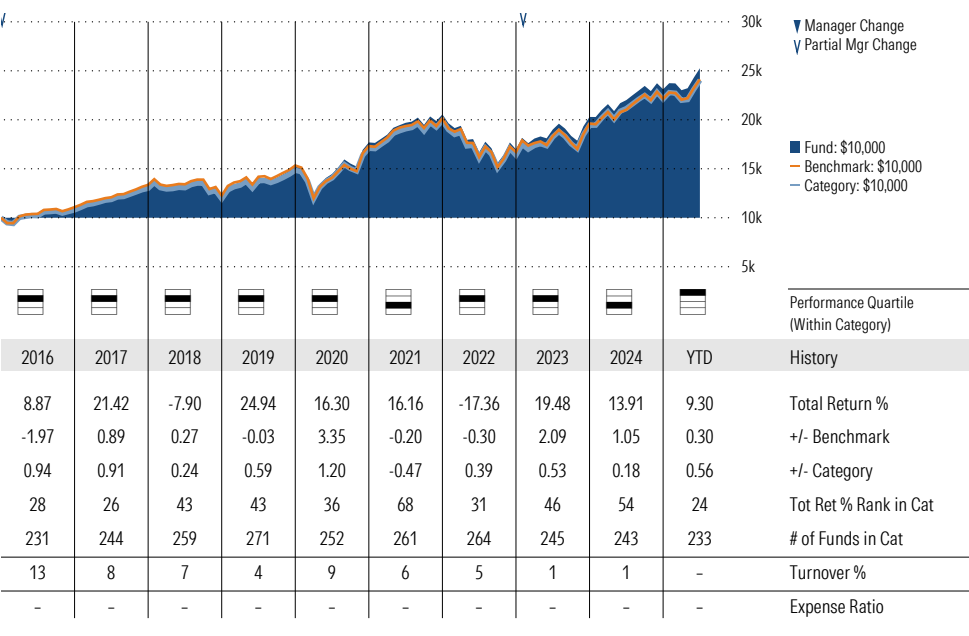
Morningstar Investment Management LLC Analysis

This fund passes all of Morningstar Investment Management's quantitative screens. Morningstar Investment Management has also assessed the fund from a qualitative perspective and, as a fiduciary, is comfortable recommending the fund's use in retirement plans.

ESG Metrics

Metric	Rating	Updated
Sustainability Rating	3	05-31-2025
Carbon Risk Score	Low Risk	12-31-2022
ESG Commitment	1-Low	02-15-2022

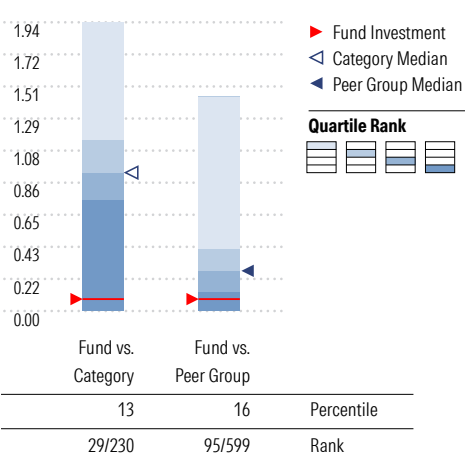
Growth of \$10,000



Trailing Performance



Net Expense



Peer group is a subset of the category and includes funds with the same management style (active vs. passive) and similar share class characteristics.

3-Year Risk Metrics

	Fund	Bmark	Cat
Alpha	1.18	-	0.70
Beta	0.95	-	0.97
R-Squared	98.94	-	98.10
Standard Deviation	13.65	14.28	13.99
Sharpe Ratio	0.74	0.67	0.70
Tracking Error	1.57	-	1.94
Information Ratio	0.41	-	0.19
Up Capture Ratio	98.05	-	98.96
Down Capture Ratio	92.78	-	95.99

Portfolio Metrics

	Fund	Bmark	Cat
Price/Earnings Ratio	20.01	21.00	21.39
Price/Book Ratio	2.61	2.78	2.91
Avg Eff Duration	6.17	-	6.84

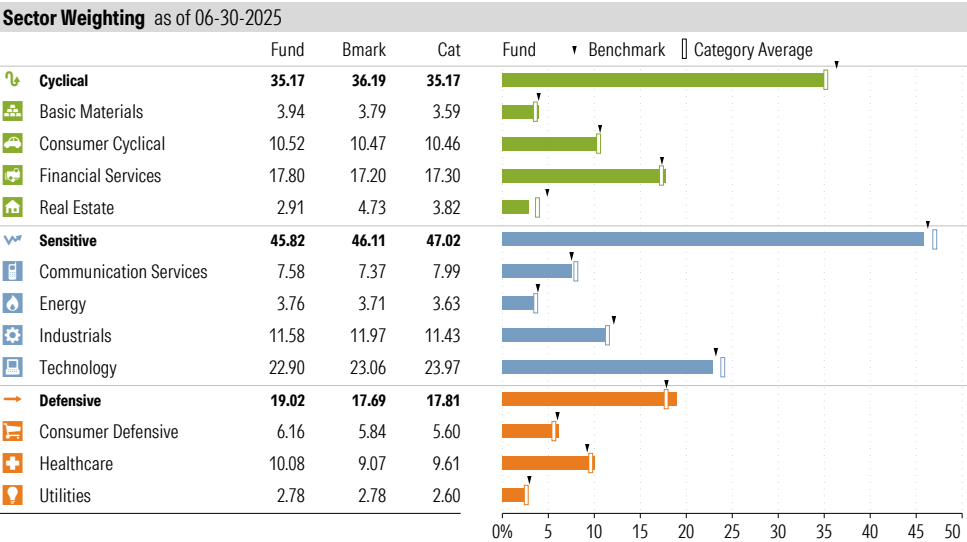
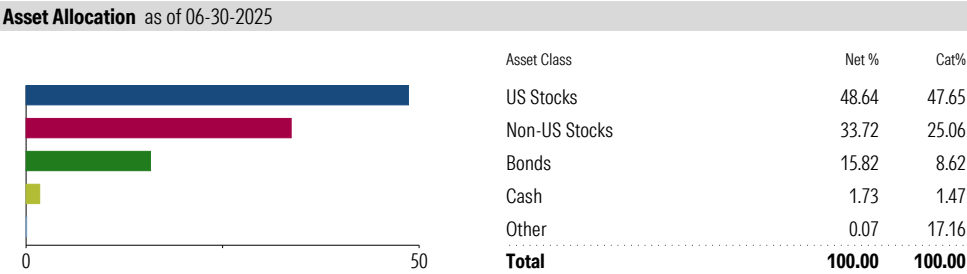
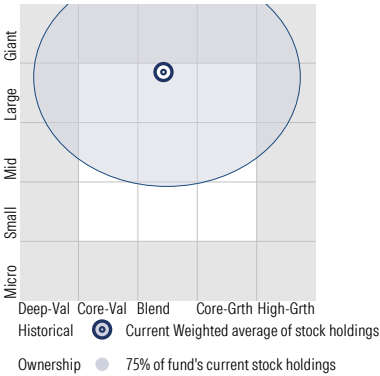
Vanguard Target Retirement 2045 Fund VTIVX

Morningstar Category
Target-Date 2045

Morningstar Index
Morningstar Lifetime Mod 2045 TR USD

Style Analysis as of 06-30-2025

Morningstar Style Box™



Top 6 Holdings as of 06-30-2025					
Name	Maturity Date	% Net Asset	Cumulative %	YTD Return %	Morningstar Sector
⊕ Vanguard Total Stock Mkt Idx Instl Pls	-	48.99	48.99	-	-
⊕ Vanguard Total Intl Stock Index Inv	-	34.49	83.48	-	-
⊕ Vanguard Total Bond Market II Idx Inv	-	11.05	94.53	-	-
⊕ Vanguard Total Intl Bd II Idx Instl	-	4.88	99.41	-	-
⊕ Mktliq 12/31/2049	-	0.59	100.00	-	-
⊕ Us Dollar	-	0.00	100.00	-	-

Total Holdings 6

⊕ Increase ⊖ Decrease ✱ New to Portfolio

Vanguard Target Retirement 2050 Fund VFIFX

Morningstar Category
Target-Date 2050

Morningstar Index
Morningstar Lifetime Mod 2050 TR USD

Portfolio Manager(s)

Walter Nejman since 02-2013
Aur lie Denis since 02-2023
Michael Roach since 02-2023
Roger Aliaga-Diaz since 02-2023

Quantitative Screens

- Performance: The fund has finished in the Target-Date 2050 category's top three quartiles in 10 of the 10 years it's been in existence.
- Management: The fund's management has been in place for 12.36 years.
- Style: The fund has landed in its primary style box — Large Blend — 100 % of the time over the past three years.
- Net Expense: The fund's expense ratio of 0.08 is 86.21% lower than the Target-Date 2050 category average.

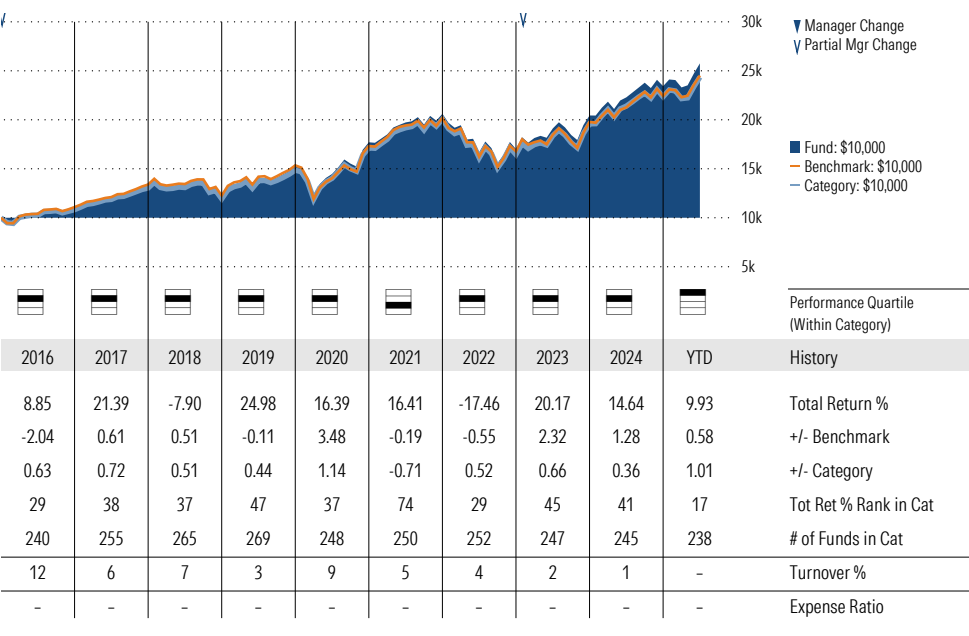
Morningstar Investment Management LLC Analysis

This fund passes all of Morningstar Investment Management's quantitative screens. Morningstar Investment Management has also assessed the fund from a qualitative perspective and, as a fiduciary, is comfortable recommending the fund's use in retirement plans.

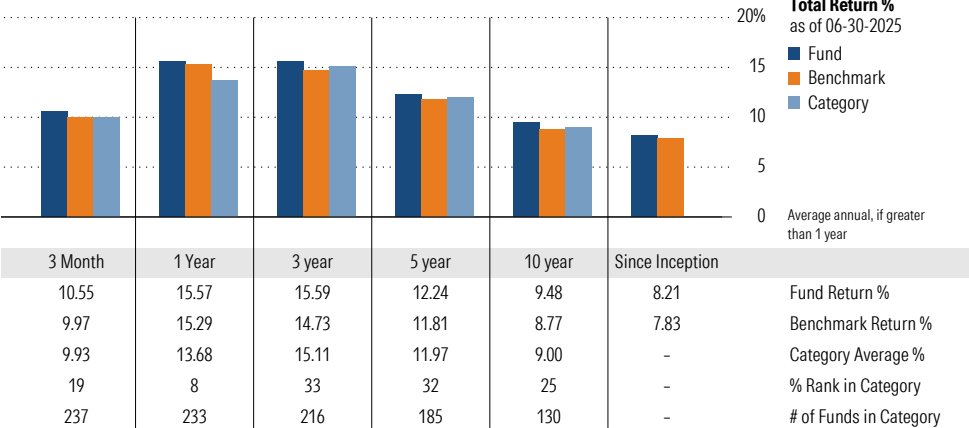
ESG Metrics

Metric	Rating	Updated
Sustainability Rating	3	05-31-2025
Carbon Risk Score	Low Risk	12-31-2022
ESG Commitment	1-Low	02-15-2022

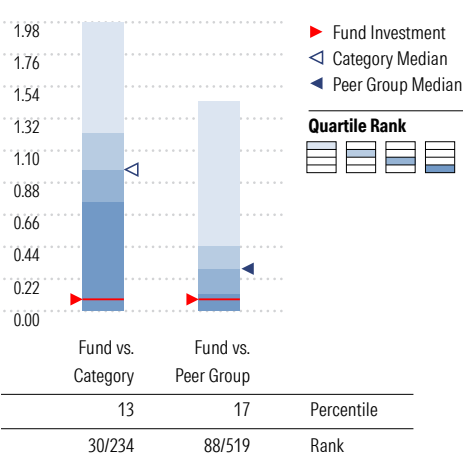
Growth of \$10,000



Trailing Performance



Net Expense



Peer group is a subset of the category and includes funds with the same management style (active vs. passive) and similar share class characteristics.

3-Year Risk Metrics

	Fund	Bmark	Cat
Alpha	1.24	-	0.64
Beta	0.96	-	0.98
R-Squared	98.89	-	98.03
Standard Deviation	14.10	14.56	14.40
Sharpe Ratio	0.76	0.69	0.72
Tracking Error	1.58	-	2.00
Information Ratio	0.54	-	0.19
Up Capture Ratio	99.43	-	99.61
Down Capture Ratio	94.16	-	97.03

Portfolio Metrics

	Fund	Bmark	Cat
Price/Earnings Ratio	20.02	20.86	21.24
Price/Book Ratio	2.62	2.74	2.91
Avg Eff Duration	6.18	-	8.40

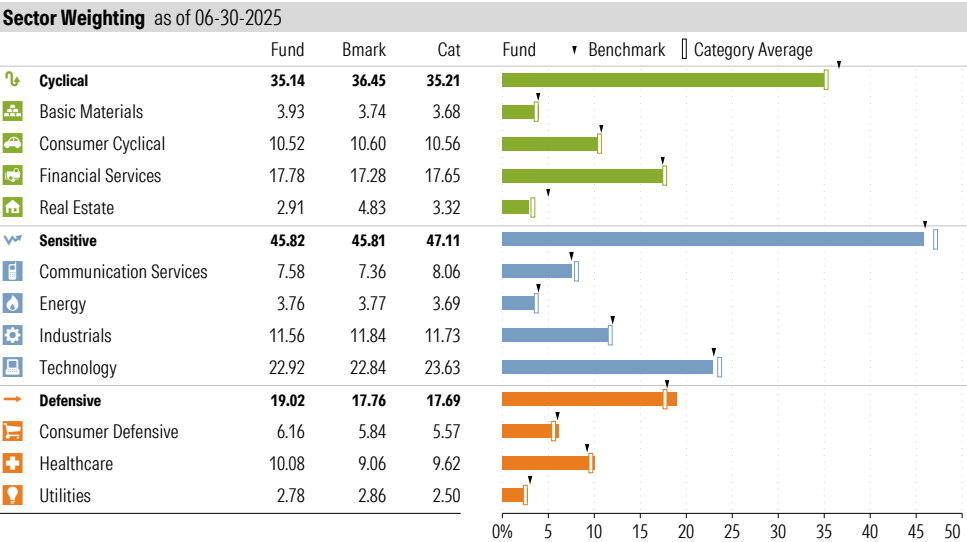
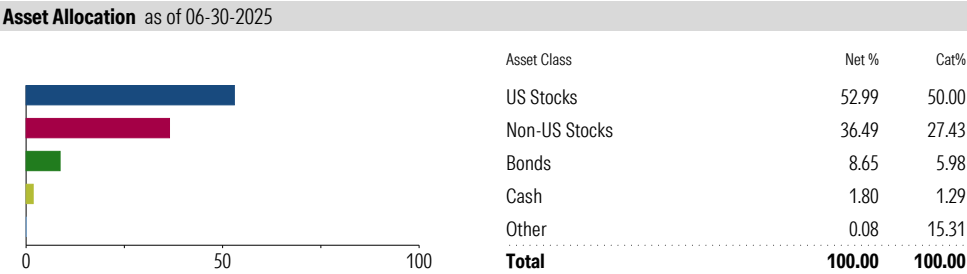
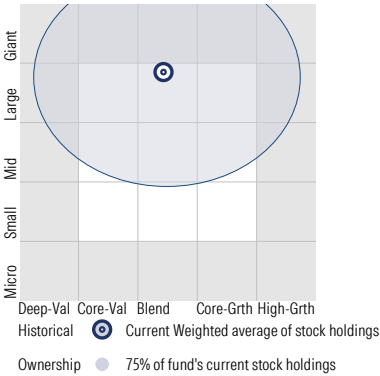
Vanguard Target Retirement 2050 Fund VFIFX

Morningstar Category
Target-Date 2050

Morningstar Index
Morningstar Lifetime Mod 2050 TR USD

Style Analysis as of 06-30-2025

Morningstar Style Box™



Top 6 Holdings as of 06-30-2025						
Name	Maturity Date	% Net Asset	Cumulative %	YTD Return %	Morningstar Sector	
⊕ Vanguard Total Stock Mkt Idx Instl Pls	-	53.38	53.38	-	-	
⊕ Vanguard Total Intl Stock Index Inv	-	37.32	90.69	-	-	
⊕ Vanguard Total Bond Market II Idx Inv	-	5.99	96.68	-	-	
⊖ Vanguard Total Intl Bd II Idx Instl	-	2.71	99.39	-	-	
⊕ Mktliq 12/31/2049	-	0.58	99.98	-	-	
⊕ Us Dollar	-	0.02	100.00	-	-	

Total Holdings 6

⊕ Increase ⊖ Decrease ✱ New to Portfolio

Vanguard Target Retirement 2055 Fund VFFVX

Morningstar Category
Target-Date 2055

Morningstar Index
Morningstar Lifetime Mod 2055 TR USD

Portfolio Manager(s)

Walter Nejman since 02-2013
Aur lie Denis since 02-2023
Michael Roach since 02-2023
Roger Aliaga-Diaz since 02-2023

Quantitative Screens

- Performance: The fund has finished in the Target-Date 2055 category's top three quartiles in 9 of the 10 years it's been in existence.
- Management: The fund's management has been in place for 12.36 years.
- Style: The fund has landed in its primary style box — Large Blend — 100 % of the time over the past three years.
- Net Expense: The fund's expense ratio of 0.08 is 86.44% lower than the Target-Date 2055 category average.

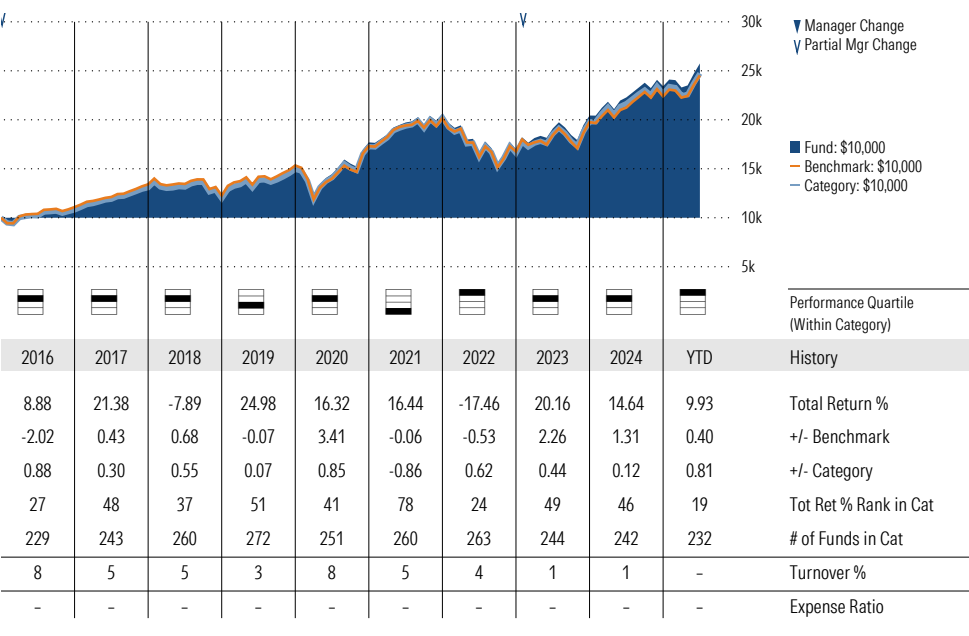
Morningstar Investment Management LLC Analysis

This fund passes all of Morningstar Investment Management's quantitative screens. Morningstar Investment Management has also assessed the fund from a qualitative perspective and, as a fiduciary, is comfortable recommending the fund's use in retirement plans.

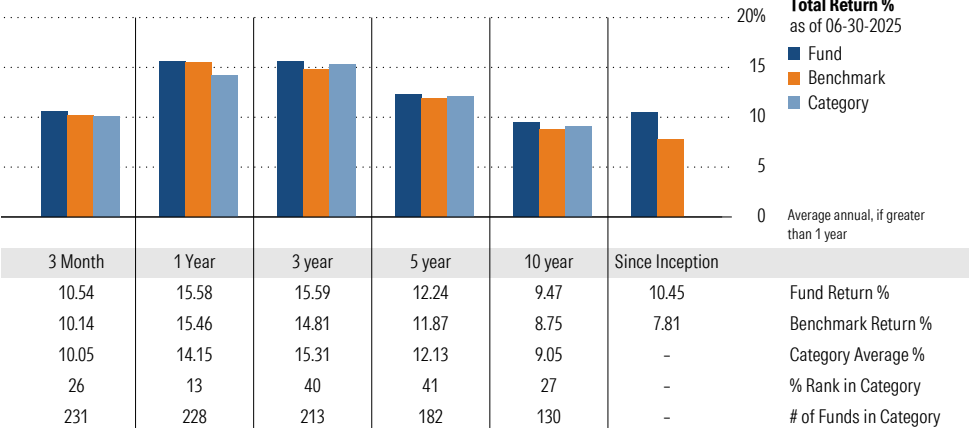
ESG Metrics

Metric	Rating	Updated
Sustainability Rating	3	05-31-2025
Carbon Risk Score	Low Risk	12-31-2022
ESG Commitment	1-Low	02-15-2022

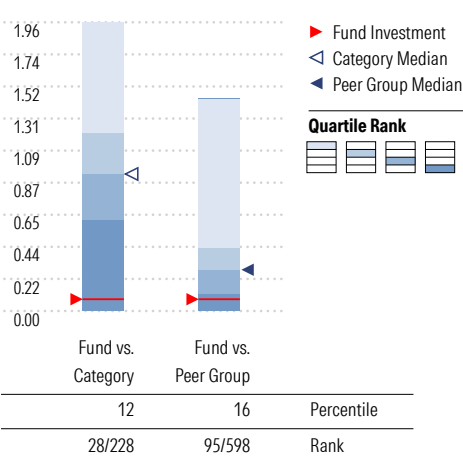
Growth of \$10,000



Trailing Performance



Net Expense



Peer group is a subset of the category and includes funds with the same management style (active vs. passive) and similar share class characteristics.

3-Year Risk Metrics

	Fund	Bmark	Cat
Alpha	1.25	-	0.75
Beta	0.96	-	0.98
R-Squared	98.87	-	97.99
Standard Deviation	14.11	14.65	14.55
Sharpe Ratio	0.76	0.69	0.73
Tracking Error	1.63	-	2.05
Information Ratio	0.48	-	0.25
Up Capture Ratio	98.88	-	100.26
Down Capture Ratio	93.59	-	97.25

Portfolio Metrics

	Fund	Bmark	Cat
Price/Earnings Ratio	20.02	20.72	21.32
Price/Book Ratio	2.62	2.70	2.91
Avg Eff Duration	6.18	-	8.96

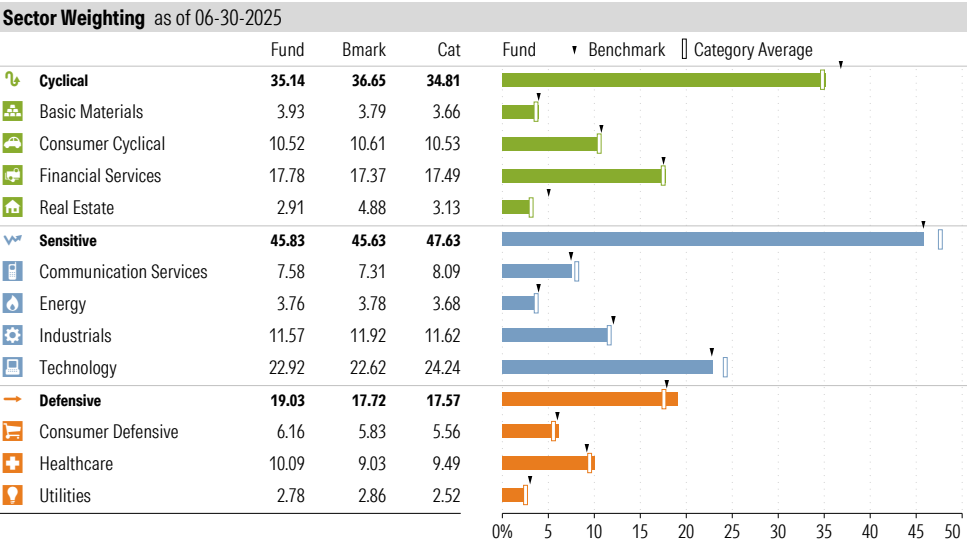
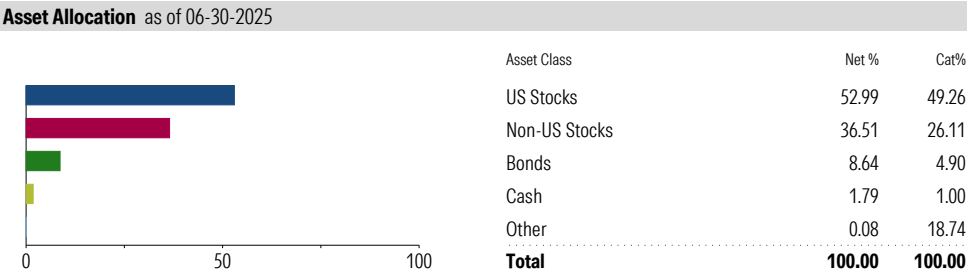
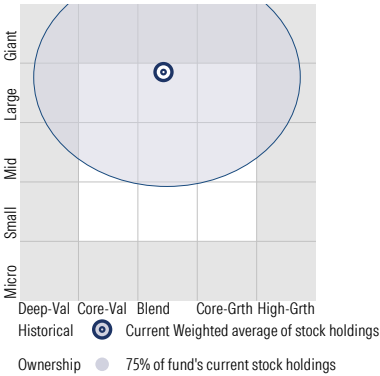
Vanguard Target Retirement 2055 Fund VFFVX

Morningstar Category
Target-Date 2055

Morningstar Index
Morningstar Lifetime Mod 2055 TR USD

Style Analysis as of 06-30-2025

Morningstar Style Box™



Top 6 Holdings as of 06-30-2025

Name	Maturity Date	% Net Asset	Cumulative %	YTD Return %	Morningstar Sector
⊕ Vanguard Total Stock Mkt Idx Instl Pls	-	53.38	53.38	-	-
⊕ Vanguard Total Intl Stock Index Inv	-	37.33	90.71	-	-
⊕ Vanguard Total Bond Market II Idx Inv	-	5.96	96.67	-	-
⊖ Vanguard Total Intl Bd II Idx Instl	-	2.74	99.41	-	-
⊕ Mktliq 12/31/2049	-	0.58	99.99	-	-
⊕ Us Dollar	-	0.01	100.00	-	-

Total Holdings 6

⊕ Increase ⊖ Decrease ✱ New to Portfolio

Vanguard Target Retirement 2060 Fund VTTSX

Morningstar Category
Target-Date 2060

Morningstar Index
Morningstar Mod Tgt Risk TR USD

Portfolio Manager(s)

Walter Nejman since 02-2013
Aur lie Denis since 02-2023
Michael Roach since 02-2023
Roger Aliaga-Diaz since 02-2023

Quantitative Screens

- Performance: The fund has finished in the Target-Date 2060 category's top three quartiles in 9 of the 10 years it's been in existence.
- Management: The fund's management has been in place for 12.36 years.
- Style: The fund has landed in its primary style box — Large Blend — 100 % of the time over the past three years.
- Net Expense: The fund's expense ratio of 0.08 is 86.44% lower than the Target-Date 2060 category average.

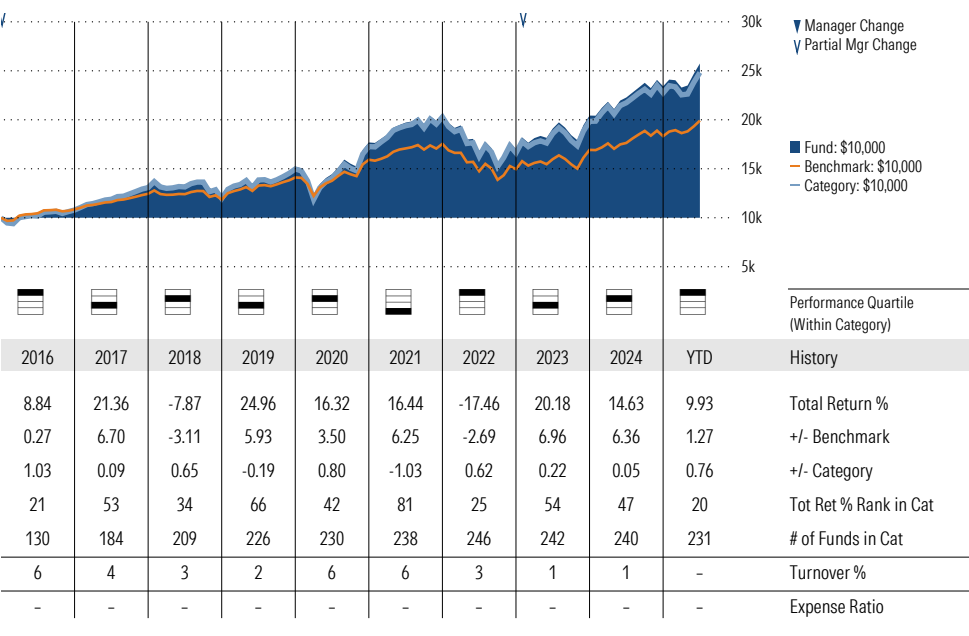
Morningstar Investment Management LLC Analysis

This fund passes all of Morningstar Investment Management's quantitative screens. Morningstar Investment Management has also assessed the fund from a qualitative perspective and, as a fiduciary, is comfortable recommending the fund's use in retirement plans.

ESG Metrics

Metric	Rating	Updated
Sustainability Rating	3	05-31-2025
Carbon Risk Score	Low Risk	12-31-2022
ESG Commitment	1-Low	02-15-2022

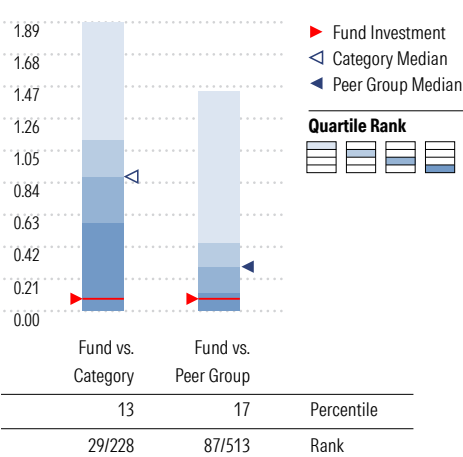
Growth of \$10,000



Trailing Performance



Net Expense



Peer group is a subset of the category and includes funds with the same management style (active vs. passive) and similar share class characteristics.

3-Year Risk Metrics

	Fund	Bmark	Cat
Alpha	2.63	-	2.25
Beta	1.21	-	1.24
R-Squared	96.23	-	94.40
Standard Deviation	14.10	11.45	14.62
Sharpe Ratio	0.76	0.52	0.74
Tracking Error	3.63	-	4.42
Information Ratio	1.39	-	1.12
Up Capture Ratio	129.17	-	131.21
Down Capture Ratio	115.35	-	119.62

Portfolio Metrics

	Fund	Bmark	Cat
Price/Earnings Ratio	20.02	20.19	21.30
Price/Book Ratio	2.62	2.52	2.92
Avg Eff Duration	6.18	-	7.28

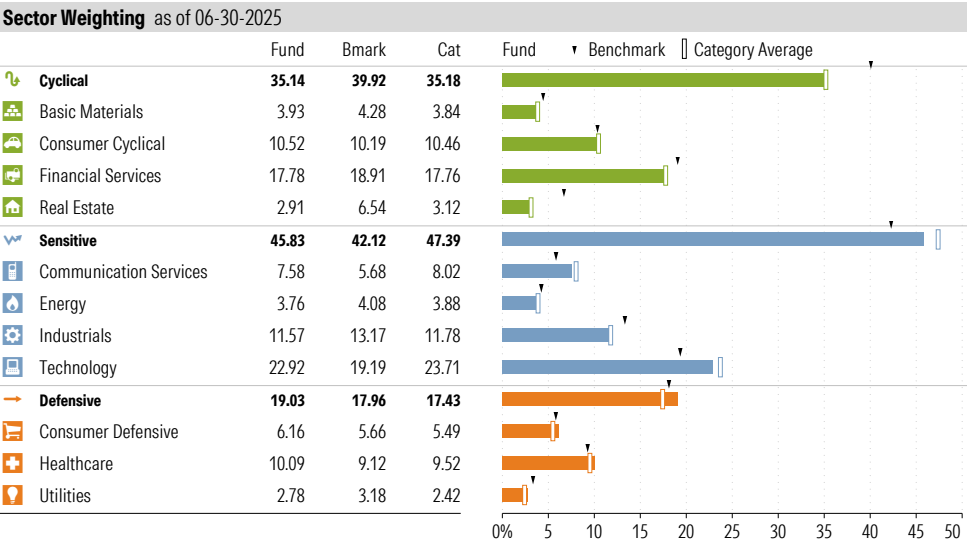
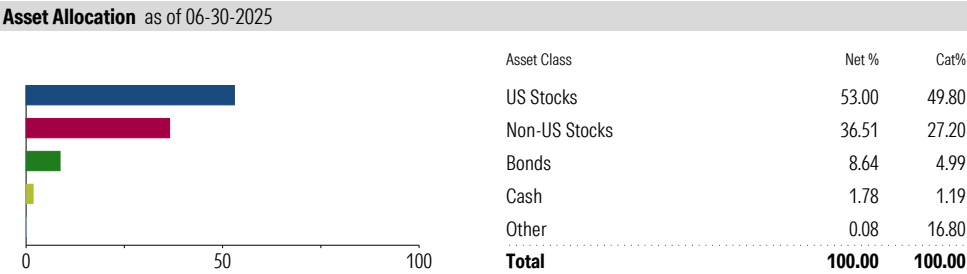
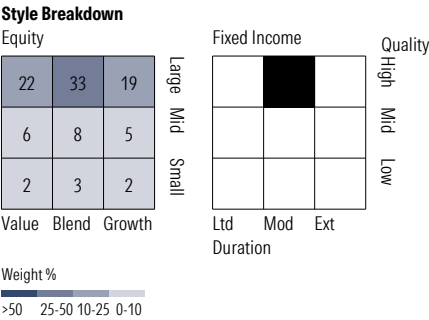
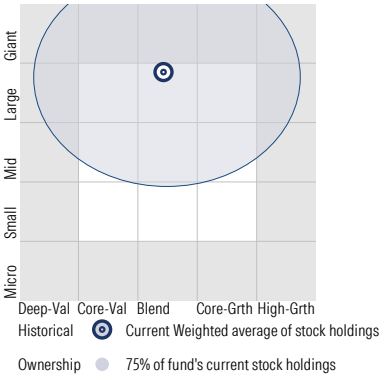
Vanguard Target Retirement 2060 Fund VTTSX

Morningstar Category
Target-Date 2060

Morningstar Index
Morningstar Mod Tgt Risk TR USD

Style Analysis as of 06-30-2025

Morningstar Style Box™



Top 6 Holdings as of 06-30-2025

Name	Maturity Date	% Net Asset	Cumulative %	YTD Return %	Morningstar Sector
⊕ Vanguard Total Stock Mkt Idx Instl Pls	-	53.38	53.38	-	-
⊕ Vanguard Total Intl Stock Index Inv	-	37.33	90.71	-	-
⊕ Vanguard Total Bond Market II Idx Inv	-	5.97	96.68	-	-
⊕ Vanguard Total Intl Bd II Idx Instl	-	2.74	99.42	-	-
⊕ Mktliq 12/31/2049	-	0.57	99.99	-	-
⊕ Us Dollar	-	0.01	100.00	-	-

Total Holdings 6

⊕ Increase ⊖ Decrease ✱ New to Portfolio

Vanguard Target Retirement 2065 Fund VLXVX

Morningstar Category
Target-Date 2065+
Morningstar Index
Morningstar Mod Tgt Risk TR USD

Portfolio Manager(s)

Walter Nejman since 07-2017
Aur lie Denis since 02-2023
Michael Roach since 02-2023
Roger Aliaga-Diaz since 02-2023

Quantitative Screens

- Performance: The fund has finished in the Target-Date 2065+ category's top three quartiles in 5 of the 7 years it's been in existence.
- Management: The fund's management has been in place for 7.97 years.
- Style: The fund has landed in its primary style box — Large Blend — 100 % of the time over the past three years.
- Net Expense: The fund's expense ratio of 0.08 is 85.96% lower than the Target-Date 2065+ category average.

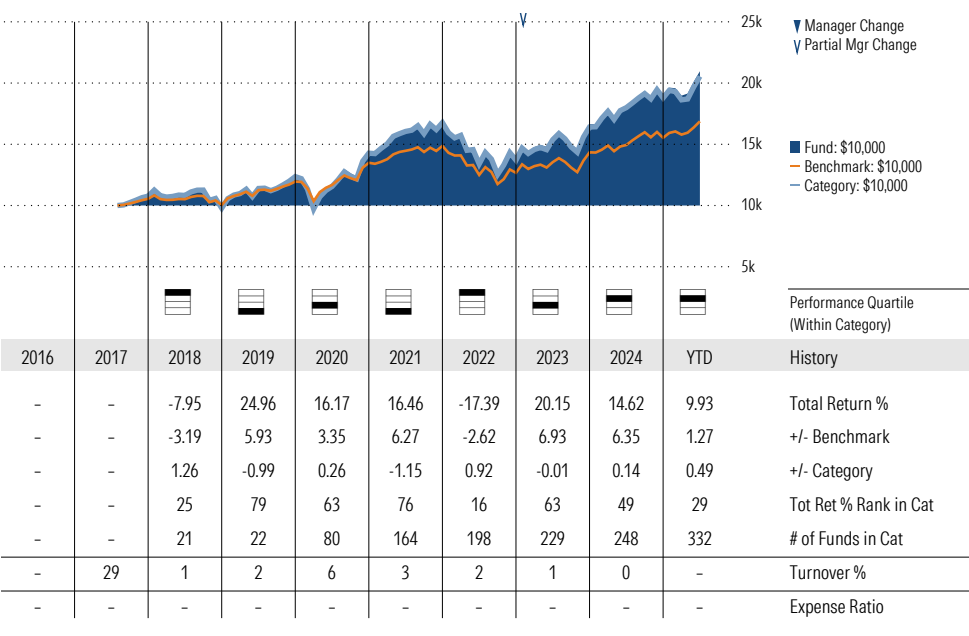
Morningstar Investment Management LLC Analysis

This fund passes all of Morningstar Investment Management's quantitative screens. Morningstar Investment Management has also assessed the fund from a qualitative perspective and, as a fiduciary, is comfortable recommending the fund's use in retirement plans.

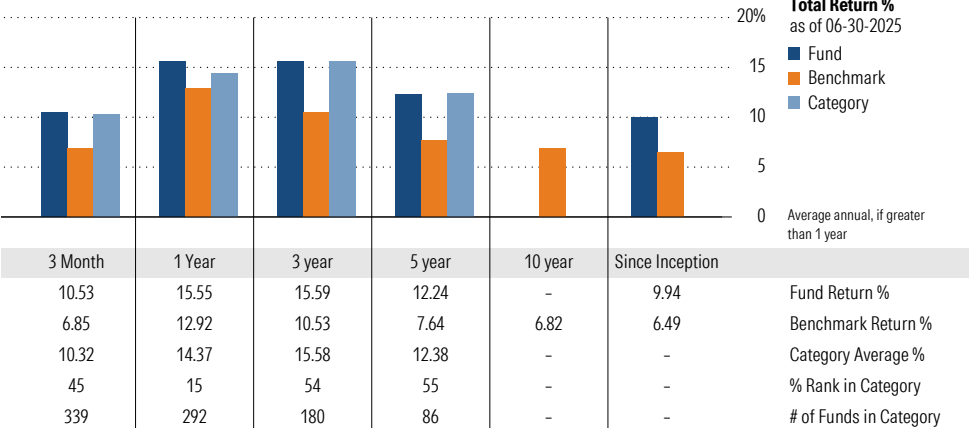
ESG Metrics

Metric	Rating	Updated
Sustainability Rating	3	05-31-2025
Carbon Risk Score	Low Risk	12-31-2022
ESG Commitment	1-Low	02-15-2022

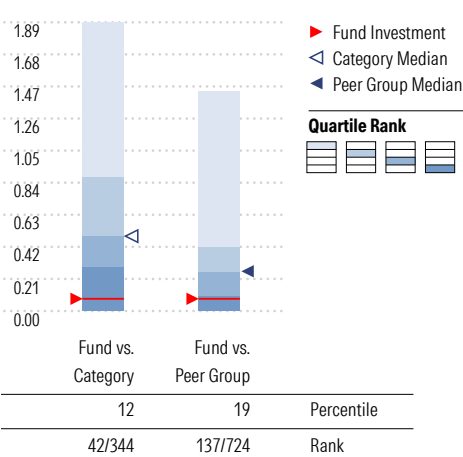
Growth of \$10,000



Trailing Performance



Net Expense



Peer group is a subset of the category and includes funds with the same management style (active vs. passive) and similar share class characteristics.

3-Year Risk Metrics

	Fund	Bmark	Cat
Alpha	2.64	-	2.71
Beta	1.21	-	1.24
R-Squared	96.26	-	93.78
Standard Deviation	14.09	11.45	15.09
Sharpe Ratio	0.76	0.52	0.74
Tracking Error	3.61	-	4.95
Information Ratio	1.40	-	1.14
Up Capture Ratio	129.09	-	132.11
Down Capture Ratio	115.19	-	118.62

Portfolio Metrics

	Fund	Bmark	Cat
Price/Earnings Ratio	20.02	20.19	21.45
Price/Book Ratio	2.62	2.52	2.79
Avg Eff Duration	6.18	-	8.29

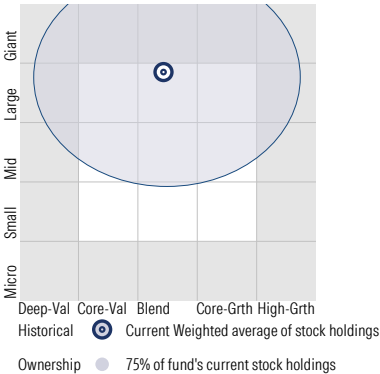
Vanguard Target Retirement 2065 Fund VLXVX

Morningstar Category
Target-Date 2065+

Morningstar Index
Morningstar Mod Tgt Risk TR USD

Style Analysis as of 06-30-2025

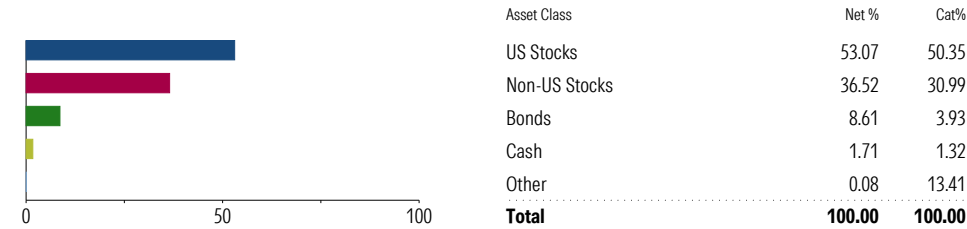
Morningstar Style Box™



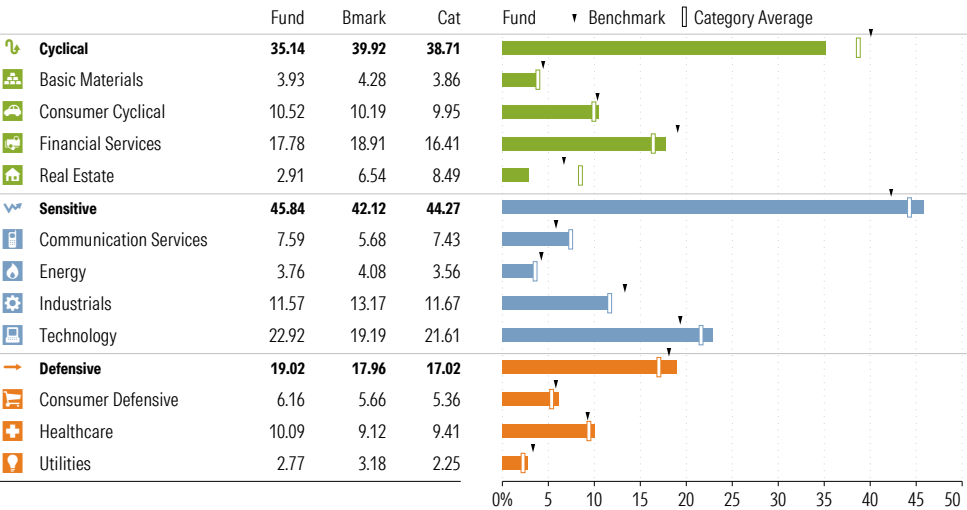
Style Breakdown



Asset Allocation as of 06-30-2025



Sector Weighting as of 06-30-2025



Top 6 Holdings as of 06-30-2025

Name	Maturity Date	% Net Asset	Cumulative %	YTD Return %	Morningstar Sector
⊕ Vanguard Total Stock Mkt Idx Instl Pls	-	53.46	53.46	-	-
⊕ Vanguard Total Intl Stock Index Inv	-	37.35	90.81	-	-
⊕ Vanguard Total Bond Market II Idx Inv	-	5.97	96.78	-	-
⊕ Vanguard Total Intl Bd II Idx Instl	-	2.70	99.48	-	-
⊕ Mktliq 12/31/2049	-	0.52	100.00	-	-
⊕ Us Dollar	-	0.00	100.00	-	-

Total Holdings 6

⊕ Increase ⊖ Decrease ✱ New to Portfolio

Vanguard Target Retirement 2070 Fund VSVNX

Morningstar Category
Target-Date 2065+
Morningstar Index
Morningstar Mod Tgt Risk TR USD

Portfolio Manager(s)

Walter Nejman since 06-2022
Aur lie Denis since 02-2023
Michael Roach since 02-2023
Roger Aliaga-Diaz since 02-2023

Quantitative Screens

The Performance screen is not applicable for funds with less than three years of data.

- Management: The fund's management has been in place for 3.01 years.
- Style: The fund has landed in its primary style box — Large Blend — 100 % of the time over the past three years.
- Net Expense: The fund's expense ratio of 0.08 is 85.96% lower than the Target-Date 2065+ category average.

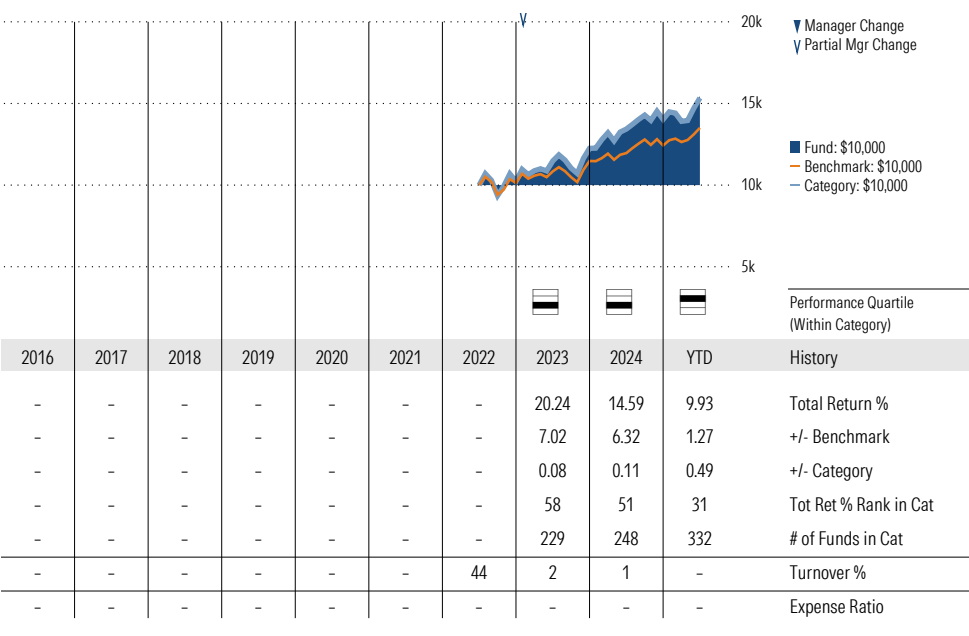
Morningstar Investment Management LLC Analysis

This fund fails the manager tenure screen due to a limited history for this target-date vintage.

ESG Metrics

Metric	Rating	Updated
Sustainability Rating	3	05-31-2025
Carbon Risk Score	Low Risk	12-31-2022

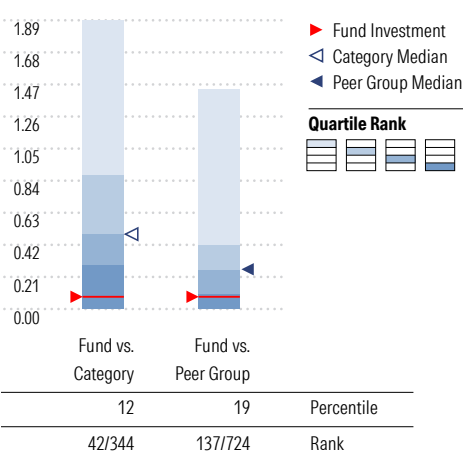
Growth of \$10,000



Trailing Performance



Net Expense



Peer group is a subset of the category and includes funds with the same management style (active vs. passive) and similar share class characteristics.

3-Year Risk Metrics

	Fund	Bmark	Cat
Alpha	2.66	-	2.71
Beta	1.21	-	1.24
R-Squared	96.18	-	93.78
Standard Deviation	14.10	11.45	15.09
Sharpe Ratio	0.77	0.52	0.74
Tracking Error	3.64	-	4.95
Information Ratio	1.40	-	1.14
Up Capture Ratio	129.24	-	132.11
Down Capture Ratio	115.28	-	118.62

Portfolio Metrics

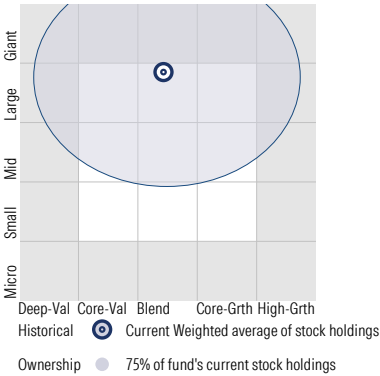
	Fund	Bmark	Cat
Price/Earnings Ratio	20.04	20.19	21.45
Price/Book Ratio	2.62	2.52	2.79
Avg Eff Duration	6.16	-	8.29

Vanguard Target Retirement 2070 Fund VSVNX

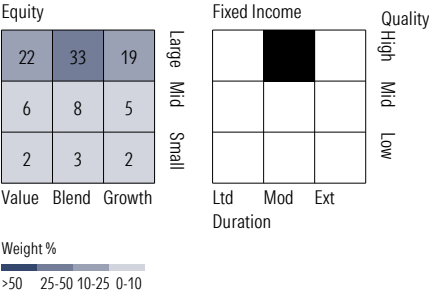
Morningstar Category
Target-Date 2065+
Morningstar Index
Morningstar Mod Tgt Risk TR USD

Style Analysis as of 06-30-2025

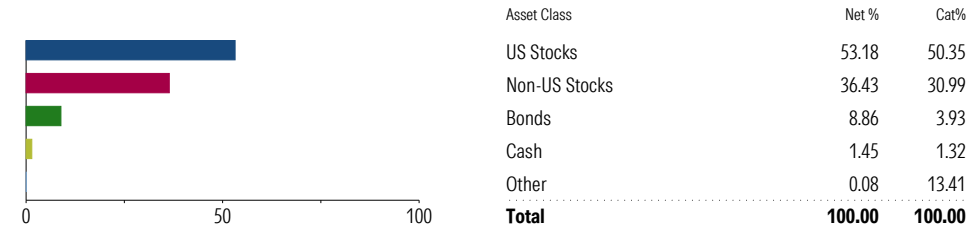
Morningstar Style Box™



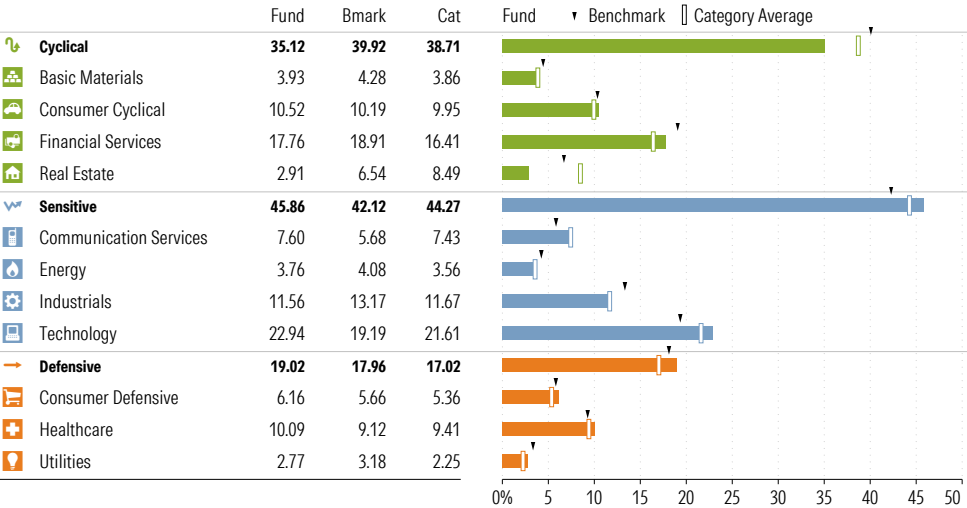
Style Breakdown



Asset Allocation as of 06-30-2025



Sector Weighting as of 06-30-2025



Top 6 Holdings as of 06-30-2025

Name	Maturity Date	% Net Asset	Cumulative %	YTD Return %	Morningstar Sector
⊕ Vanguard Total Stock Mkt Idx Instl Pls	-	53.57	53.57	-	-
⊕ Vanguard Total Intl Stock Index Inv	-	37.26	90.83	-	-
⊕ Vanguard Total Bond Market II Idx Inv	-	6.23	97.06	-	-
⊕ Vanguard Total Intl Bd II Idx Instl	-	2.68	99.74	-	-
⊕ Mktliq 12/31/2049	-	0.19	99.93	-	-
⊕ Us Dollar	-	0.07	100.00	-	-

Total Holdings 6

⊕ Increase ⊖ Decrease ✱ New to Portfolio

Vanguard Target Retirement Income Fund VTINX

Morningstar Category
Target-Date Retirement

Morningstar Index
Morningstar Lifetime Mod Incm TR USD

Portfolio Manager(s)

Walter Nejman since 02-2013
Aur lie Denis since 02-2023
Michael Roach since 02-2023
Roger Aliaga-Diaz since 02-2023

Quantitative Screens

- Performance: The fund has finished in the Target-Date Retirement category's top three quartiles in 10 of the 10 years it's been in existence.
- Management: The fund's management has been in place for 12.36 years.
- Style: The fund has landed in its primary style box — Large Blend — 100 % of the time over the past three years.
- Net Expense: The fund's expense ratio of 0.08 is 84.91% lower than the Target-Date Retirement category average.

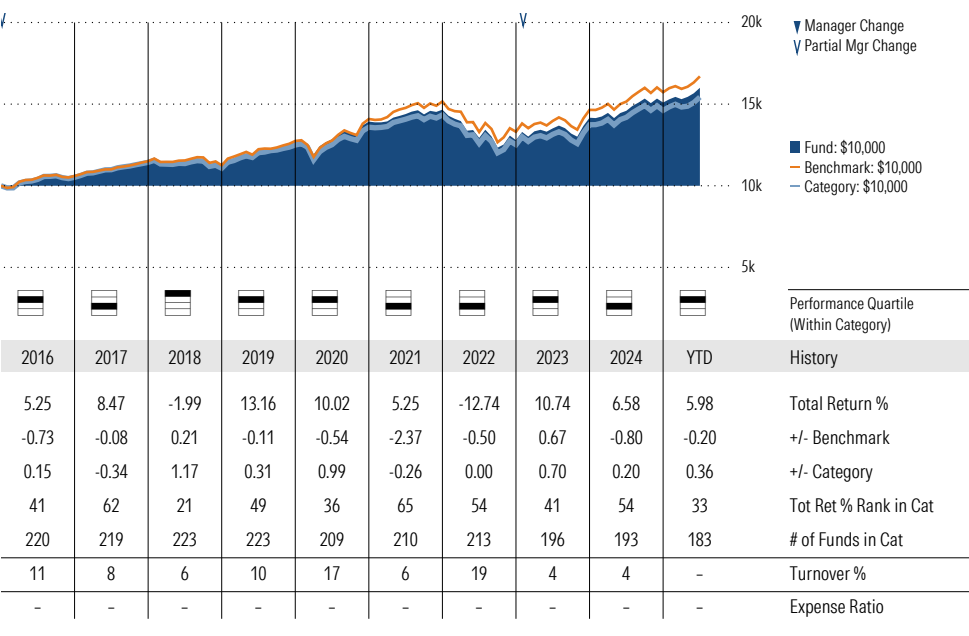
Morningstar Investment Management LLC Analysis

This fund passes all of Morningstar Investment Management's quantitative screens. Morningstar Investment Management has also assessed the fund from a qualitative perspective and, as a fiduciary, is comfortable recommending the fund's use in retirement plans.

ESG Metrics

Metric	Rating	Updated
Sustainability Rating	4	05-31-2025
ESG Commitment	1-Low	02-15-2022

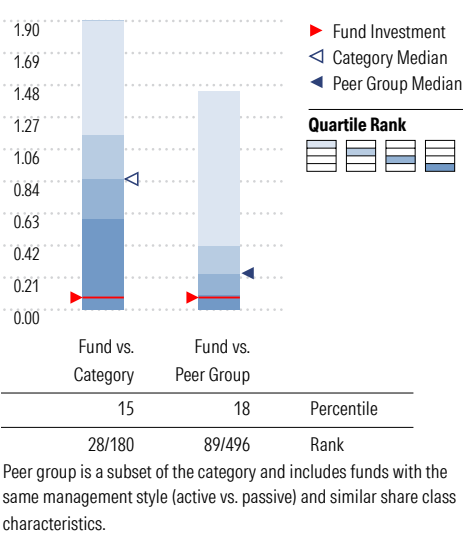
Growth of \$10,000



Trailing Performance



Net Expense



3-Year Risk Metrics

	Fund	Bmark	Cat
Alpha	-0.15	-	-0.59
Beta	0.95	-	0.99
R-Squared	98.52	-	97.12
Standard Deviation	7.99	8.34	8.40
Sharpe Ratio	0.33	0.38	0.30
Tracking Error	1.06	-	1.57
Information Ratio	-0.53	-	-0.44
Up Capture Ratio	94.55	-	96.93
Down Capture Ratio	95.82	-	101.51

Portfolio Metrics

	Fund	Bmark	Cat
Price/Earnings Ratio	20.08	22.18	21.75
Price/Book Ratio	2.63	3.06	2.84
Avg Eff Duration	5.32	-	4.96

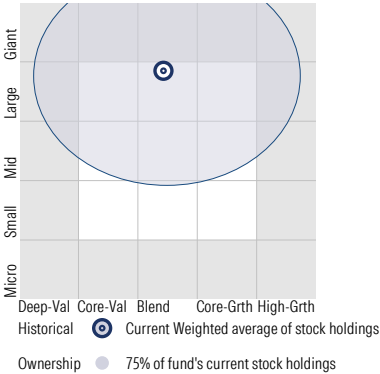
Vanguard Target Retirement Income Fund VTINX

Morningstar Category
Target-Date Retirement

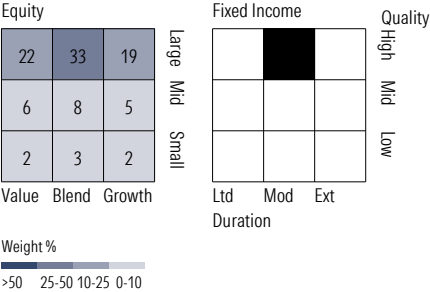
Morningstar Index
Morningstar Lifetime Mod Incm TR USD

Style Analysis as of 06-30-2025

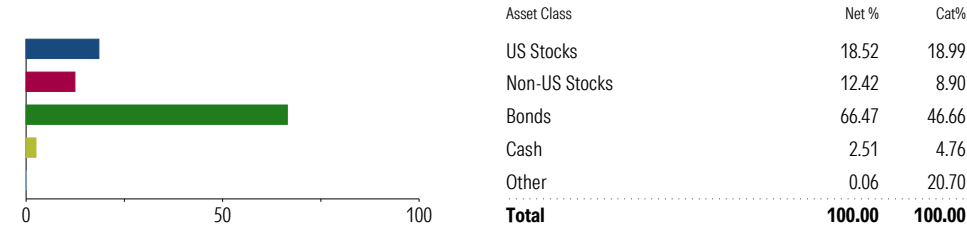
Morningstar Style Box™



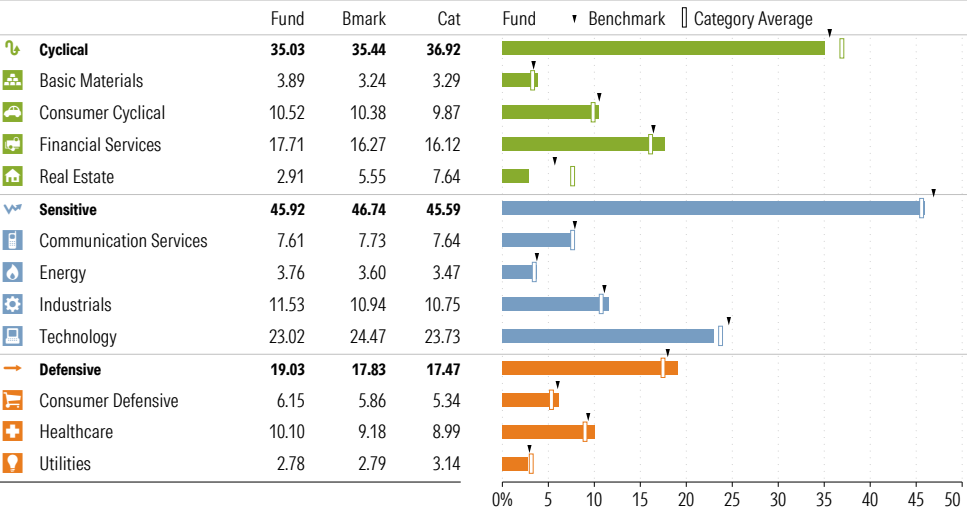
Style Breakdown



Asset Allocation as of 06-30-2025



Sector Weighting as of 06-30-2025



Top 7 Holdings as of 06-30-2025

Name	Maturity Date	% Net Asset	Cumulative %	YTD Return %	Morningstar Sector
⊖ Vanguard Total Bond Market II Idx Inv	-	35.72	35.72	-	-
⊖ Vanguard Total Stock Mkt Idx Instl Pls	-	18.66	54.38	-	-
⊖ Vanguard Shrt-Term Infl-Prot Sec Idx Adm	-	16.58	70.95	-	-
⊖ Vanguard Total Intl Bd II Idx Instl	-	15.75	86.70	-	-
⊖ Vanguard Total Intl Stock Index Inv	-	12.70	99.40	-	-
⊕ Mktliq 12/31/2049	-	0.58	99.98	-	-
⊕ Us Dollar	-	0.02	100.00	-	-

Total Holdings 7

⊕ Increase ⊖ Decrease ✱ New to Portfolio