

American Funds 2010 Trgt Date Retire R6 RFTTX

Morningstar Category Target-Date 2000-2010
Morningstar Index Morningstar Lifetime Mod 2010 TR USD

Portfolio Manager(s)

Wesley Phoa since 01-2012
Samir Mathur since 01-2020
Michelle Black since 01-2020
David Hoag since 01-2020
Shannon Ward since 01-2021
Jessica Spaly since 01-2023
Raj Paramaguru since 01-2024
William Robbins since 01-2024

Quantitative Screens

- ✔ Performance: The fund has finished in the Target-Date 2000-2010 category's top three quartiles in 9 of the 10 years it's been in existence.
- ✔ Management: The fund's management has been in place for 13.5 years.
- ✗ Style: The fund has landed in its primary style box — Large Value — 54.55 % of the time over the past three years.
- ✔ Net Expense: The fund's expense ratio of 0.29 is 44.23% lower than the Target-Date 2000-2010 category average.

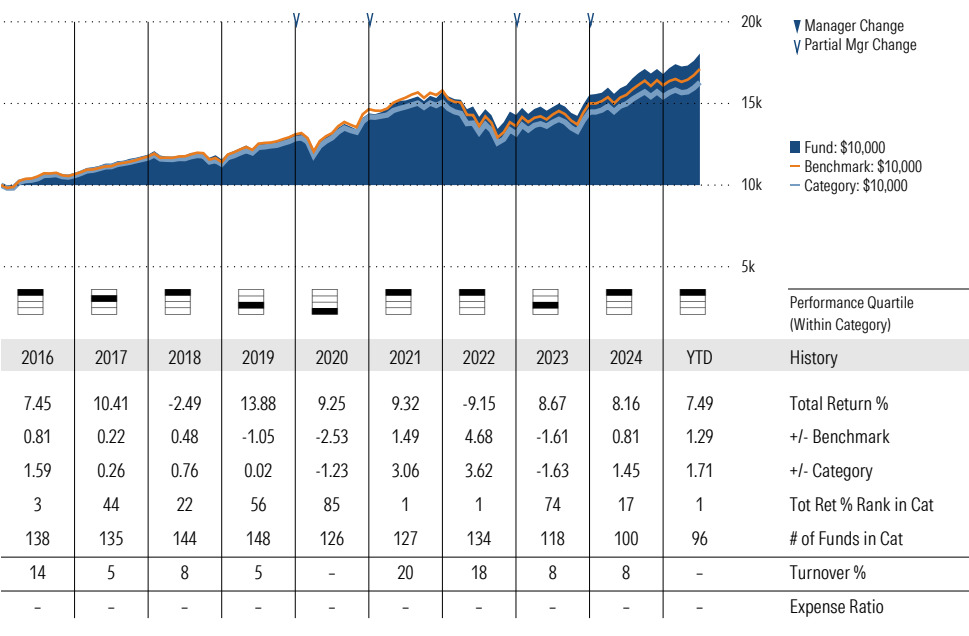
Morningstar Investment Management LLC Analysis

This fund fails our current style screen. Because this is a target-date fund, this screen failure does not concern us and we are still comfortable using this fund.

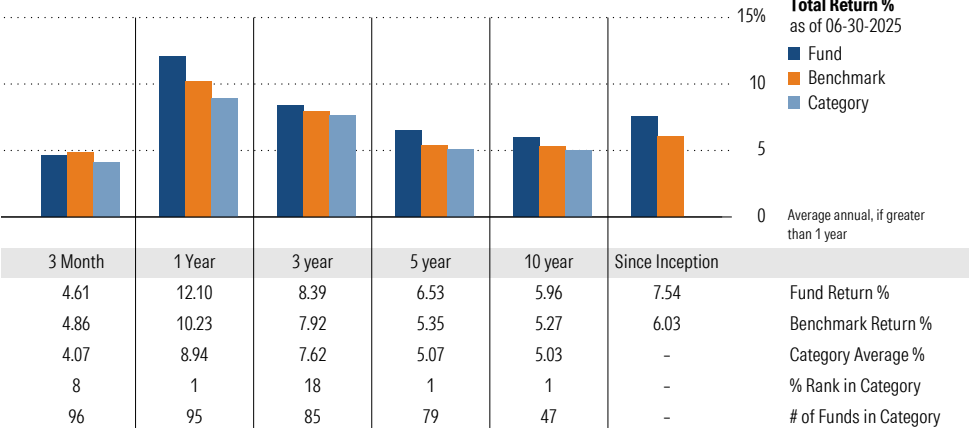
ESG Metrics

Metric	Rating	Updated
Sustainability Rating	3	05-31-2025

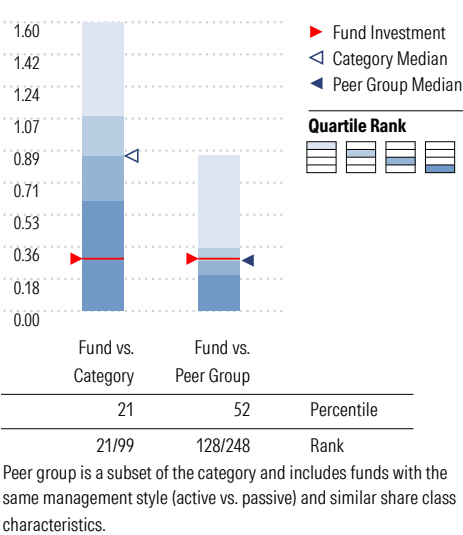
Growth of \$10,000



Trailing Performance



Net Expense



3-Year Risk Metrics

	Fund	Bmark	Cat
Alpha	0.98	-	0.01
Beta	0.93	-	0.94
R-Squared	97.34	-	98.00
Standard Deviation	8.28	8.81	8.34
Sharpe Ratio	0.44	0.37	0.33
Tracking Error	1.50	-	1.33
Information Ratio	0.32	-	-0.28
Up Capture Ratio	97.71	-	93.83
Down Capture Ratio	91.37	-	93.79

Portfolio Metrics

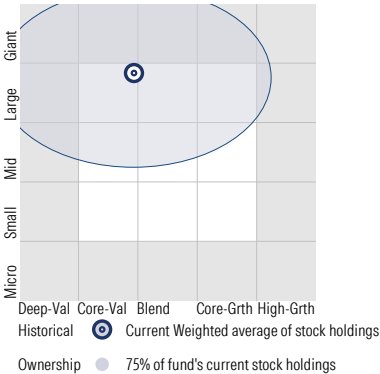
	Fund	Bmark	Cat
Price/Earnings Ratio	20.76	22.17	16.64
Price/Book Ratio	3.01	3.06	3.03
Avg Eff Duration	5.05	-	5.42

American Funds 2010 Trgt Date Retire R6 RFTTX

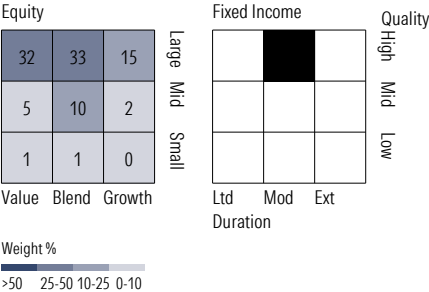
Morningstar Category
Target-Date 2000-2010

Morningstar Index
Morningstar Lifetime Mod 2010 TR USD

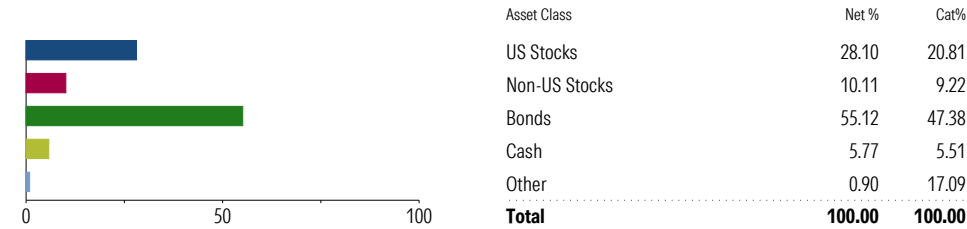
Style Analysis as of 06-30-2025
Morningstar Style Box™



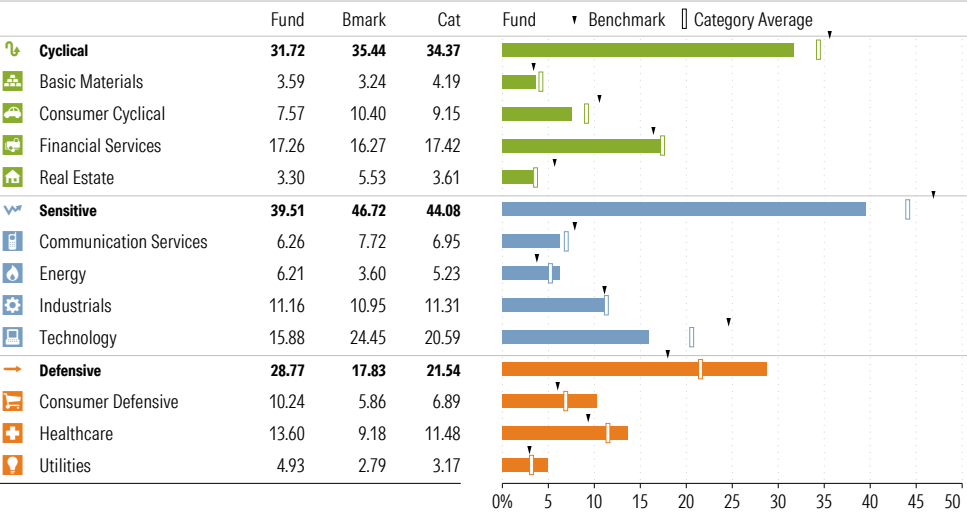
Style Breakdown



Asset Allocation as of 06-30-2025



Sector Weighting as of 06-30-2025



Top 10 Holdings as of 06-30-2025

Name	Maturity Date	% Net Asset	Cumulative %	YTD Return %	Morningstar Sector
⊖ American Funds Income Fund of Amer R6	-	18.01	18.01	-	-
⊖ American Funds Interm Bd Fd of Amer R6	-	11.16	29.17	-	-
⊖ American Funds Bond Fund of Amer R6	-	10.11	39.28	-	-
⊕ American Funds ST Bd Fd of Amer R6	-	8.21	47.49	-	-
⊖ American Funds Mortgage R6	-	7.16	54.65	-	-
⊖ American Funds Inflation Linked Bd R6	-	7.01	61.66	-	-
⊖ American Funds Capital Income Bldr R6	-	7.00	68.65	-	-
⊖ American Funds American Balanced R6	-	6.94	75.59	-	-
⊖ American Funds American Mutual R6	-	4.94	80.53	-	-
⊖ American Funds Strategic Bond R-6	-	4.08	84.61	-	-

Total Holdings 19

⊕ Increase ⊖ Decrease ✱ New to Portfolio

American Funds 2020 Trgt Date Retire R6 RRCTX

Morningstar Category
Target-Date 2020

Morningstar Index
Morningstar Lifetime Mod 2020 TR USD

Portfolio Manager(s)

Wesley Phoa since 01-2012
David Hoag since 01-2020
Michelle Black since 01-2020
Samir Mathur since 01-2020
Shannon Ward since 01-2021
Jessica Spaly since 01-2023
Raj Paramaguru since 01-2024
William Robbins since 01-2024

Quantitative Screens

- Performance: The fund has finished in the Target-Date 2020 category's top three quartiles in 9 of the 10 years it's been in existence.
- Management: The fund's management has been in place for 13.5 years.
- Style: The fund has landed in its primary style box — Large Blend — 90.91 % of the time over the past three years.
- Net Expense: The fund's expense ratio of 0.3 is 40% lower than the Target-Date 2020 category average.

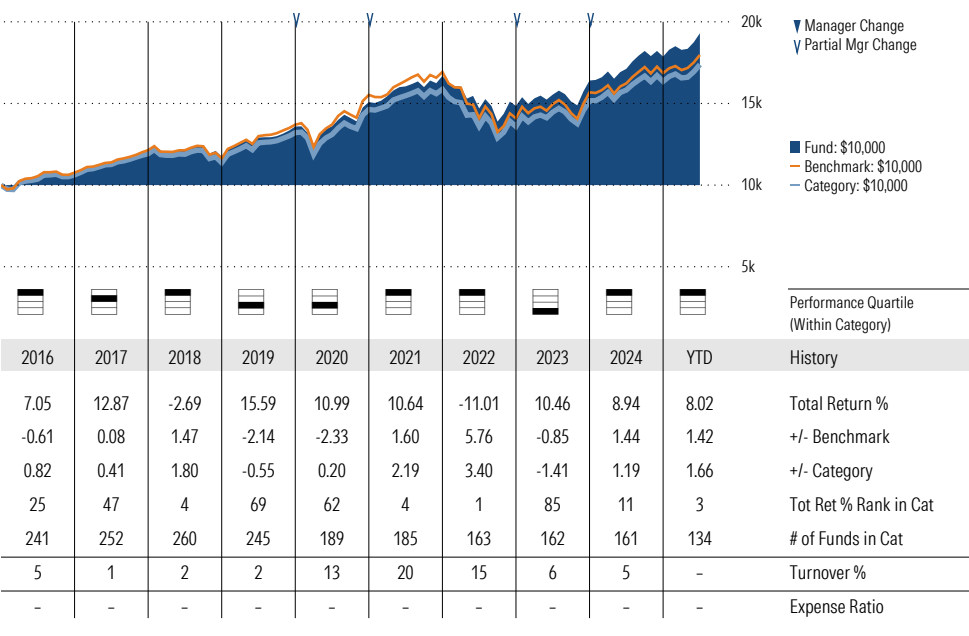
Morningstar Investment Management LLC Analysis

This fund passes all of Morningstar Investment Management's quantitative screens. Morningstar Investment Management has also assessed the fund from a qualitative perspective and, as a fiduciary, is comfortable recommending the fund's use in retirement plans.

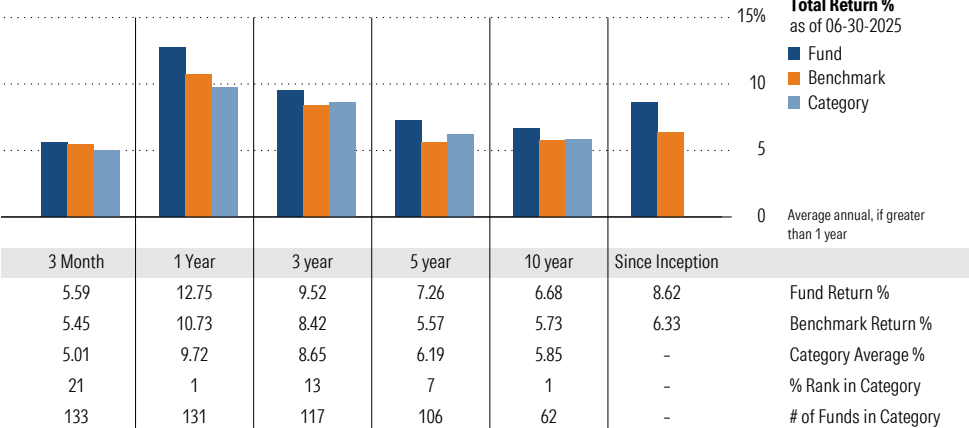
ESG Metrics

Metric	Rating	Updated
Sustainability Rating	3	05-31-2025

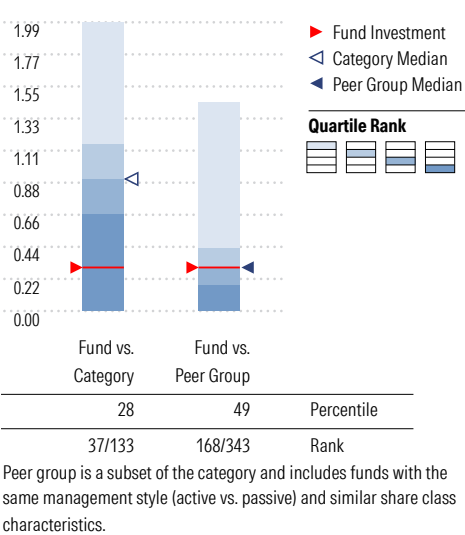
Growth of \$10,000



Trailing Performance



Net Expense



3-Year Risk Metrics

	Fund	Bmark	Cat
Alpha	2.07	-	0.87
Beta	0.86	-	0.91
R-Squared	97.89	-	98.57
Standard Deviation	9.20	10.55	9.67
Sharpe Ratio	0.52	0.37	0.41
Tracking Error	1.97	-	1.59
Information Ratio	0.56	-	0.17
Up Capture Ratio	94.52	-	94.46
Down Capture Ratio	82.34	-	89.33

Portfolio Metrics

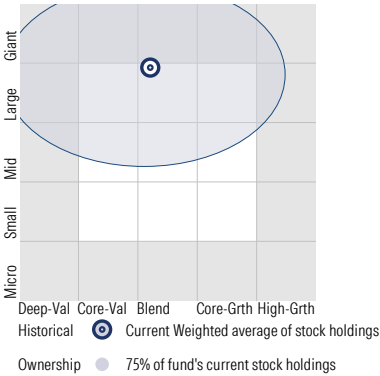
	Fund	Bmark	Cat
Price/Earnings Ratio	21.84	21.83	21.57
Price/Book Ratio	3.38	2.98	2.92
Avg Eff Duration	5.55	-	4.58

American Funds 2020 Trgt Date Retire R6 RRCTX

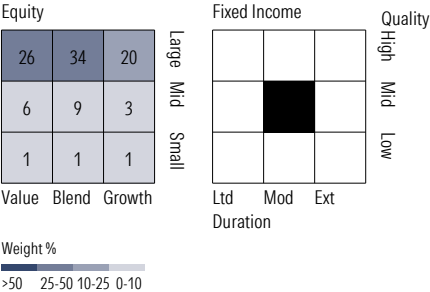
Morningstar Category
Target-Date 2020

Morningstar Index
Morningstar Lifetime Mod 2020 TR USD

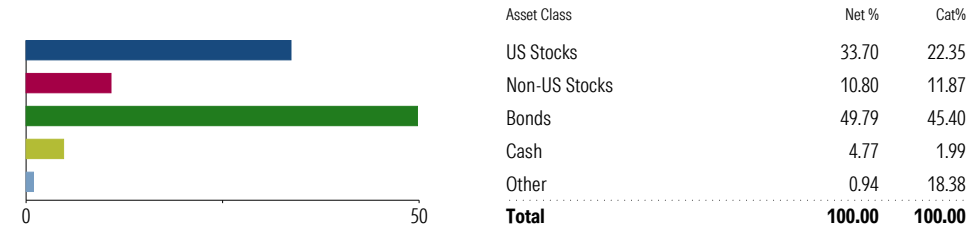
Style Analysis as of 06-30-2025
Morningstar Style Box™



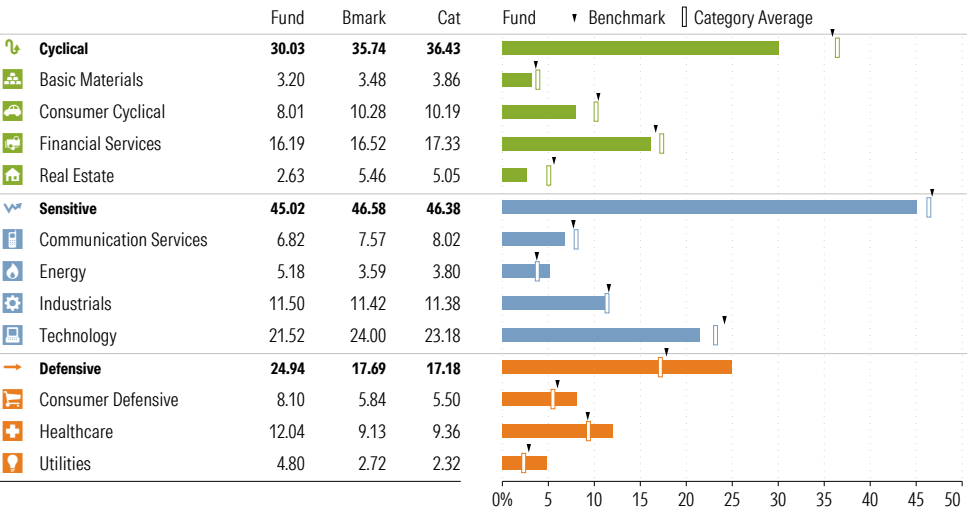
Style Breakdown



Asset Allocation as of 06-30-2025



Sector Weighting as of 06-30-2025



Top 10 Holdings as of 06-30-2025

Name	Maturity Date	% Net Asset	Cumulative %	YTD Return %	Morningstar Sector
⊖ American Funds Income Fund of Amer R6	-	12.11	12.11	-	-
⊖ American Funds Bond Fund of Amer R6	-	8.14	20.26	-	-
⊖ American Funds Inflation Linked Bd R6	-	8.09	28.35	-	-
⊖ American Funds American Balanced R6	-	7.88	36.23	-	-
⊖ American Funds Interim Bd Fd of Amer R6	-	6.24	42.47	-	-
⊖ American Funds Mortgage R6	-	6.09	48.56	-	-
⊖ American Funds Capital Income Bldr R6	-	6.08	54.64	-	-
⊖ American Funds American Mutual R6	-	5.99	60.63	-	-
⊖ American Funds Capital World Gr&Inc R6	-	4.86	65.49	-	-
⊖ American Funds Washington Mutual R6	-	4.85	70.34	-	-

Total Holdings 23

⊕ Increase ⊖ Decrease ✱ New to Portfolio

American Funds 2025 Trgt Date Retire R6 RFDTX

Morningstar Category Target-Date 2025
Morningstar Index Morningstar Lifetime Mod 2025 TR USD

Portfolio Manager(s)

Wesley Phoa since 01-2012
Michelle Black since 01-2020
Samir Mathur since 01-2020
David Hoag since 01-2020
Shannon Ward since 01-2021
Jessica Spaly since 01-2023
Raj Paramaguru since 01-2024
William Robbins since 01-2024

Quantitative Screens

- Performance: The fund has finished in the Target-Date 2025 category's top three quartiles in 10 of the 10 years it's been in existence.
- Management: The fund's management has been in place for 13.5 years.
- Style: The fund has landed in its primary style box — Large Blend — 100 % of the time over the past three years.
- Net Expense: The fund's expense ratio of 0.31 is 45.61% lower than the Target-Date 2025 category average.

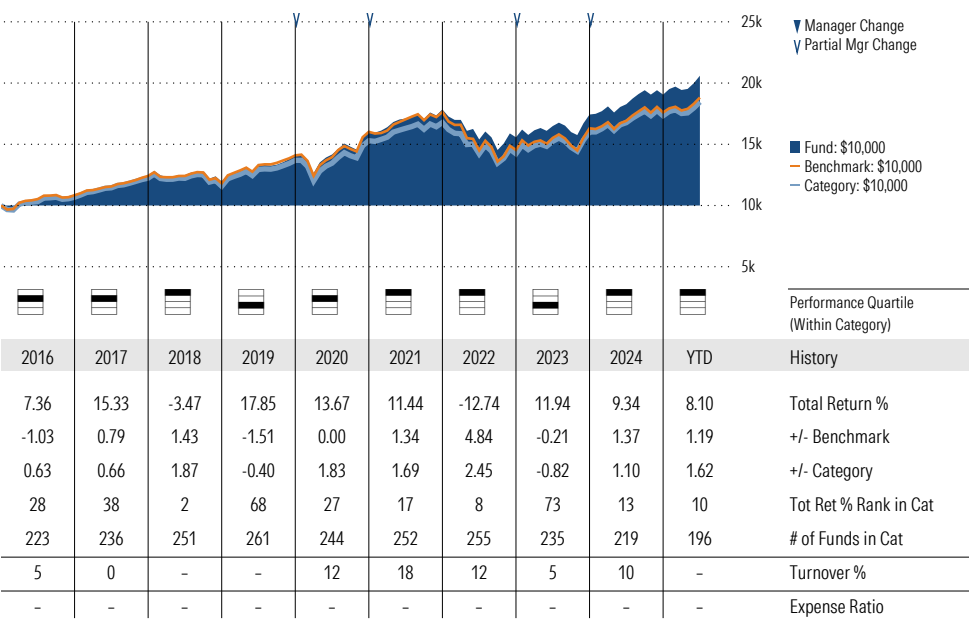
Morningstar Investment Management LLC Analysis

This fund passes all of Morningstar Investment Management's quantitative screens. Morningstar Investment Management has also assessed the fund from a qualitative perspective and, as a fiduciary, is comfortable recommending the fund's use in retirement plans.

ESG Metrics

Metric	Rating	Updated
Sustainability Rating	3	05-31-2025
Carbon Risk Score	Low Risk	06-30-2022

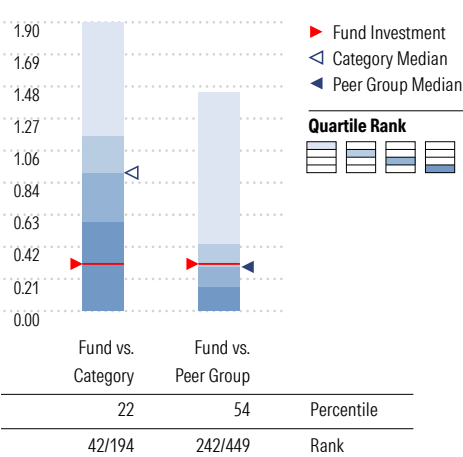
Growth of \$10,000



Trailing Performance



Net Expense



Peer group is a subset of the category and includes funds with the same management style (active vs. passive) and similar share class characteristics.

3-Year Risk Metrics

	Fund	Bmark	Cat
Alpha	2.32	-	1.13
Beta	0.85	-	0.88
R-Squared	98.30	-	97.96
Standard Deviation	9.68	11.35	10.05
Sharpe Ratio	0.56	0.40	0.45
Tracking Error	2.15	-	2.02
Information Ratio	0.53	-	0.21
Up Capture Ratio	92.69	-	91.70
Down Capture Ratio	79.71	-	85.42

Portfolio Metrics

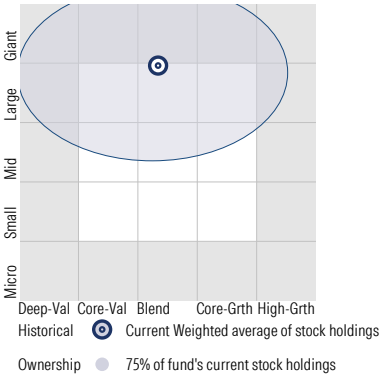
	Fund	Bmark	Cat
Price/Earnings Ratio	22.20	21.67	20.35
Price/Book Ratio	3.48	2.94	2.96
Avg Eff Duration	5.58	-	3.85

American Funds 2025 Trgt Date Retire R6 RFDTX

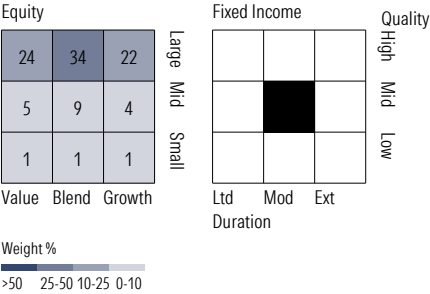
Morningstar Category Target-Date 2025
Morningstar Index Morningstar Lifetime Mod 2025 TR USD

Style Analysis as of 06-30-2025

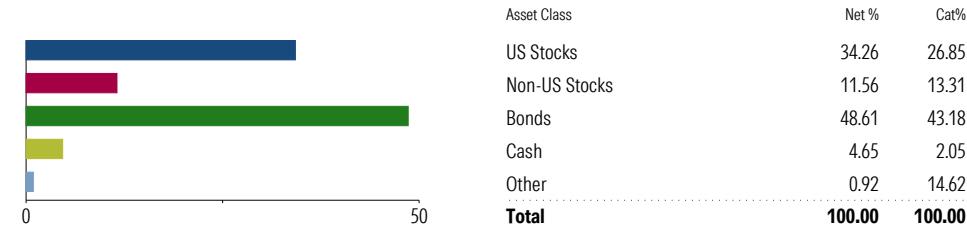
Morningstar Style Box™



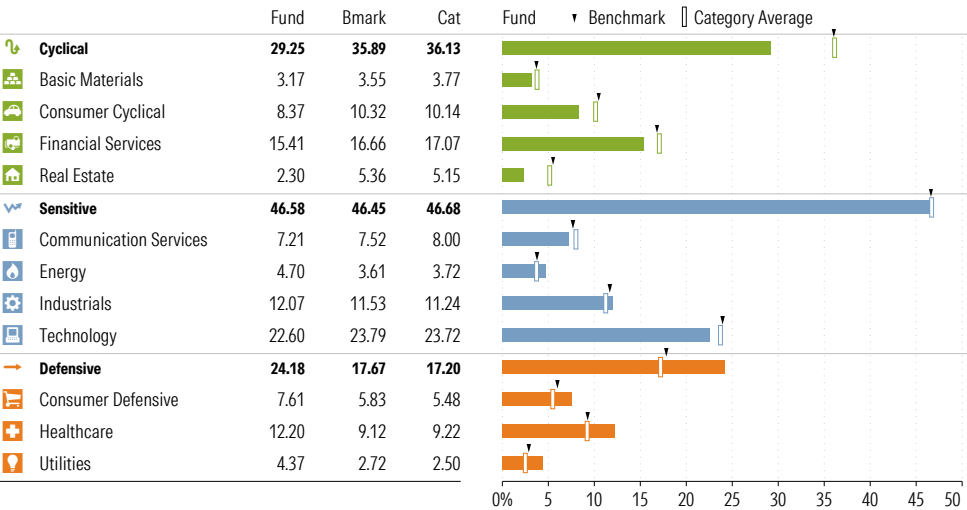
Style Breakdown



Asset Allocation as of 06-30-2025



Sector Weighting as of 06-30-2025



Top 10 Holdings as of 06-30-2025

Name	Maturity Date	% Net Asset	Cumulative %	YTD Return %	Morningstar Sector
⊖ American Funds Income Fund of Amer R6	-	8.29	8.29	-	-
⊖ American Funds Bond Fund of Amer R6	-	8.09	16.38	-	-
⊖ American Funds Inflation Linked Bd R6	-	8.09	24.47	-	-
⊖ American Funds American Balanced R6	-	7.91	32.39	-	-
⊖ American Funds Mortgage R6	-	6.09	38.47	-	-
⊖ American Funds Interim Bd Fd of Amer R6	-	6.08	44.56	-	-
⊖ American Funds American Mutual R6	-	5.97	50.52	-	-
⊖ American Funds Capital World Gr&Inc R6	-	5.77	56.29	-	-
⊖ American Funds Capital Income Bldr R6	-	5.15	61.44	-	-
⊖ American Funds US Government Sec R6	-	5.09	66.53	-	-

Total Holdings 25

⊕ Increase ⊖ Decrease ✱ New to Portfolio

American Funds 2030 Trgt Date Retire R6 RFETX

Morningstar Category Target-Date 2030
Morningstar Index Morningstar Lifetime Mod 2030 TR USD

Portfolio Manager(s)

Wesley Phoa since 01-2012
David Hoag since 01-2020
Michelle Black since 01-2020
Samir Mathur since 01-2020
Shannon Ward since 01-2021
Jessica Spaly since 01-2023
William Robbins since 01-2024
Raj Paramaguru since 01-2024

Quantitative Screens

- Performance: The fund has finished in the Target-Date 2030 category's top three quartiles in 10 of the 10 years it's been in existence.
- Management: The fund's management has been in place for 13.5 years.
- Style: The fund has landed in its primary style box — Large Blend — 100 % of the time over the past three years.
- Net Expense: The fund's expense ratio of 0.33 is 42.11% lower than the Target-Date 2030 category average.

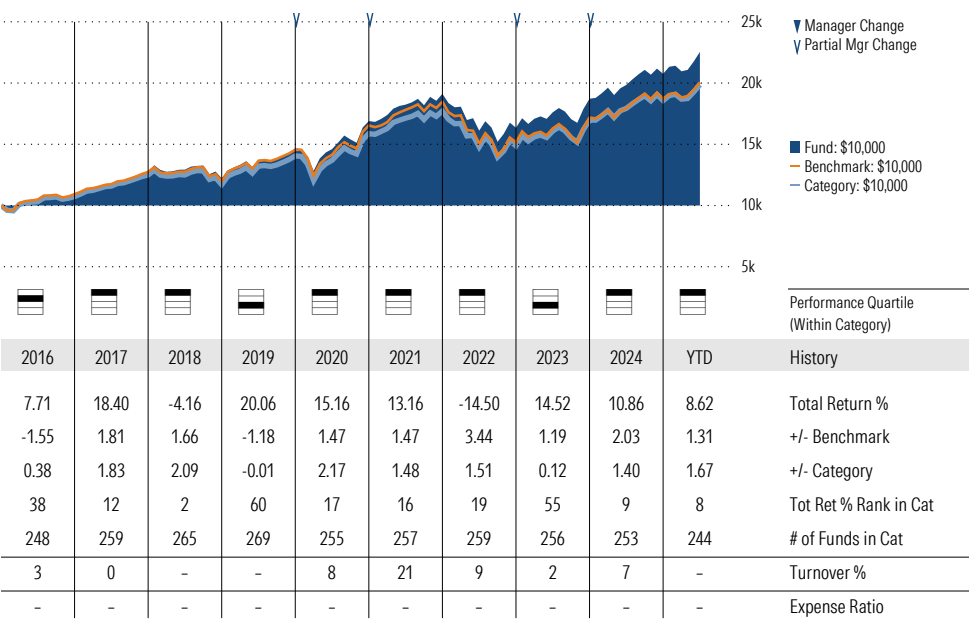
Morningstar Investment Management LLC Analysis

This fund passes all of Morningstar Investment Management's quantitative screens. Morningstar Investment Management has also assessed the fund from a qualitative perspective and, as a fiduciary, is comfortable recommending the fund's use in retirement plans.

ESG Metrics

Metric	Rating	Updated
Sustainability Rating	3	05-31-2025
Carbon Risk Score	Low Risk	12-31-2022

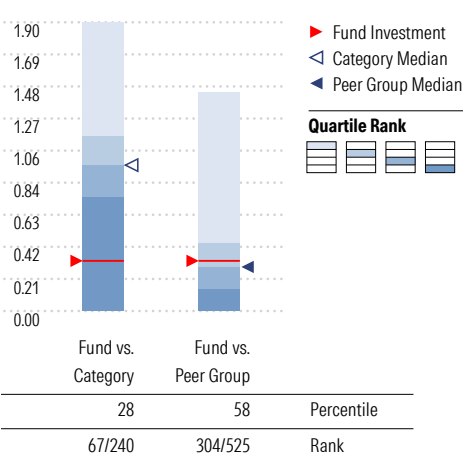
Growth of \$10,000



Trailing Performance



Net Expense



Peer group is a subset of the category and includes funds with the same management style (active vs. passive) and similar share class characteristics.

3-Year Risk Metrics

	Fund	Bmark	Cat
Alpha	2.73	-	1.14
Beta	0.88	-	0.91
R-Squared	98.32	-	98.24
Standard Deviation	10.73	12.15	11.16
Sharpe Ratio	0.65	0.46	0.52
Tracking Error	2.05	-	1.83
Information Ratio	0.86	-	0.31
Up Capture Ratio	96.27	-	94.81
Down Capture Ratio	81.98	-	88.93

Portfolio Metrics

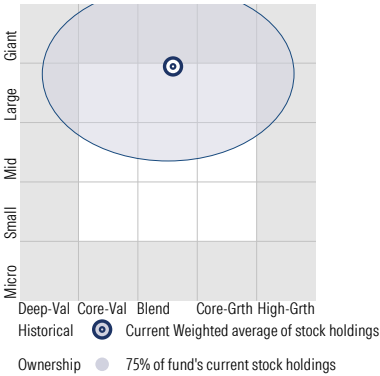
	Fund	Bmark	Cat
Price/Earnings Ratio	22.68	21.51	20.98
Price/Book Ratio	3.68	2.89	3.02
Avg Eff Duration	5.79	-	4.59

American Funds 2030 Trgt Date Retire R6 RFETX

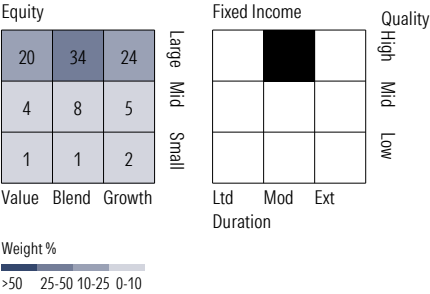
Morningstar Category
Target-Date 2030

Morningstar Index
Morningstar Lifetime Mod 2030 TR USD

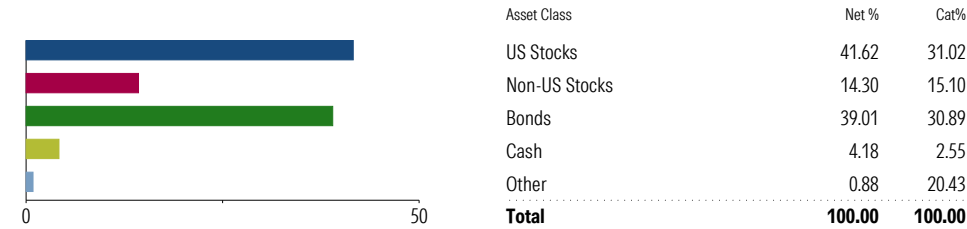
Style Analysis as of 06-30-2025
Morningstar Style Box™



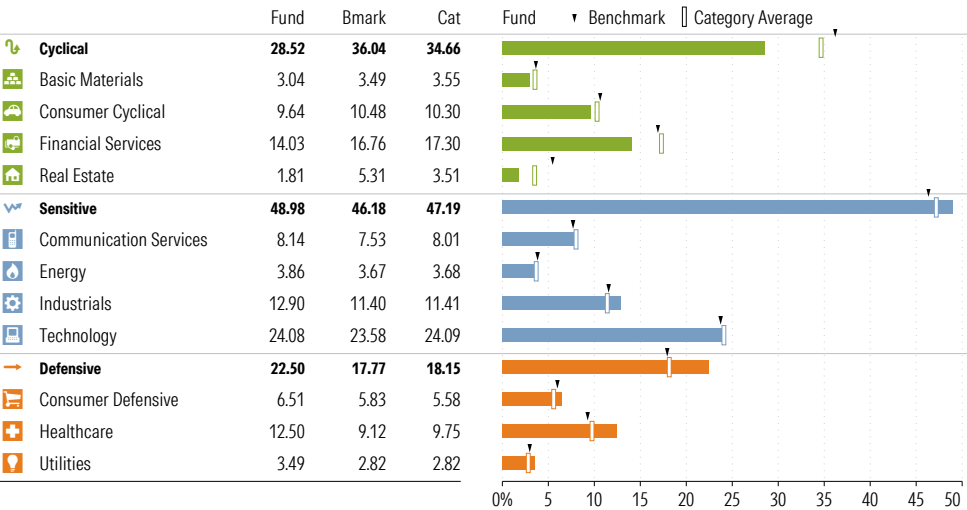
Style Breakdown



Asset Allocation as of 06-30-2025



Sector Weighting as of 06-30-2025



Top 10 Holdings as of 06-30-2025

Name	Maturity Date	% Net Asset	Cumulative %	YTD Return %	Morningstar Sector
⊖ American Funds American Balanced R6	-	8.02	8.02	-	-
⊕ American Funds Bond Fund of Amer R6	-	7.15	15.17	-	-
⊖ American Funds American Mutual R6	-	6.96	22.14	-	-
⊖ American Funds Capital World Gr&Inc R6	-	6.86	28.99	-	-
⊕ American Funds Inflation Linked Bd R6	-	6.24	35.23	-	-
⊖ American Funds AMCAP R6	-	5.56	40.79	-	-
⊕ American Funds Mortgage R6	-	5.15	45.94	-	-
⊕ American Funds Interim Bd Fd of Amer R6	-	5.13	51.07	-	-
⊕ American Funds US Government Sec R6	-	5.10	56.17	-	-
⊖ American Funds Washington Mutual R6	-	4.99	61.16	-	-

Total Holdings 25

⊕ Increase ⊖ Decrease ✱ New to Portfolio

American Funds 2035 Trgt Date Retire R6 RFFTX

Morningstar Category Target-Date 2035
Morningstar Index Morningstar Lifetime Mod 2035 TR USD

Portfolio Manager(s)

Wesley Phoa since 01-2012
Samir Mathur since 01-2020
David Hoag since 01-2020
Michelle Black since 01-2020
Shannon Ward since 01-2021
Jessica Spaly since 01-2023
Raj Paramaguru since 01-2024
William Robbins since 01-2024

Quantitative Screens

- Performance: The fund has finished in the Target-Date 2035 category's top three quartiles in 10 of the 10 years it's been in existence.
- Management: The fund's management has been in place for 13.5 years.
- Style: The fund has landed in its primary style box — Large Blend — 81.82 % of the time over the past three years.
- Net Expense: The fund's expense ratio of 0.34 is 40.35% lower than the Target-Date 2035 category average.

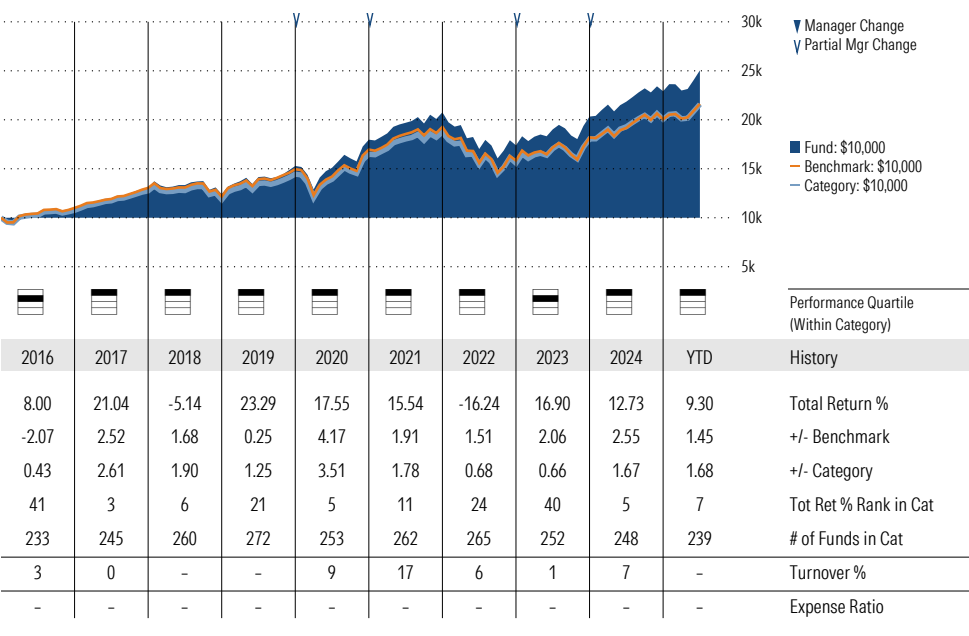
Morningstar Investment Management LLC Analysis

This fund passes all of Morningstar Investment Management's quantitative screens. Morningstar Investment Management has also assessed the fund from a qualitative perspective and, as a fiduciary, is comfortable recommending the fund's use in retirement plans.

ESG Metrics

Metric	Rating	Updated
Sustainability Rating	3	05-31-2025
Carbon Risk Score	Low Risk	12-31-2022

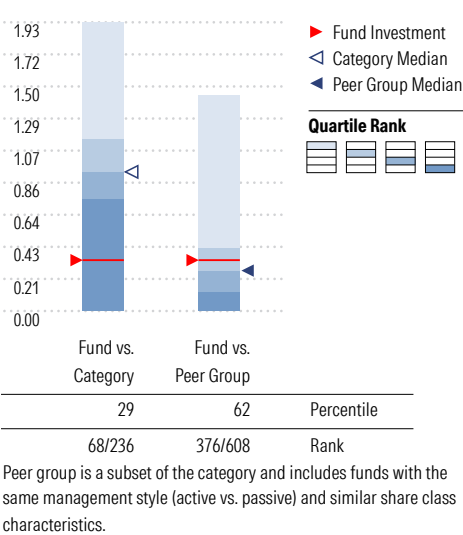
Growth of \$10,000



Trailing Performance



Net Expense



3-Year Risk Metrics

	Fund	Bmark	Cat
Alpha	3.03	-	1.13
Beta	0.90	-	0.94
R-Squared	98.09	-	98.11
Standard Deviation	11.80	12.96	12.32
Sharpe Ratio	0.75	0.54	0.60
Tracking Error	2.07	-	1.80
Information Ratio	1.08	-	0.38
Up Capture Ratio	98.61	-	97.43
Down Capture Ratio	83.64	-	91.91

Portfolio Metrics

	Fund	Bmark	Cat
Price/Earnings Ratio	22.71	21.34	21.68
Price/Book Ratio	3.73	2.85	3.01
Avg Eff Duration	5.85	-	5.56

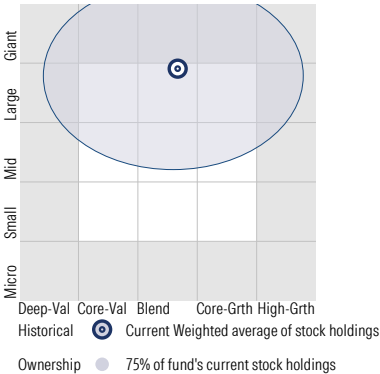
American Funds 2035 Trgt Date Retire R6 RFFTX

Morningstar Category
Target-Date 2035

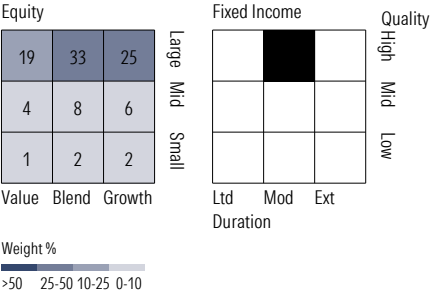
Morningstar Index
Morningstar Lifetime Mod 2035 TR USD

Style Analysis as of 06-30-2025

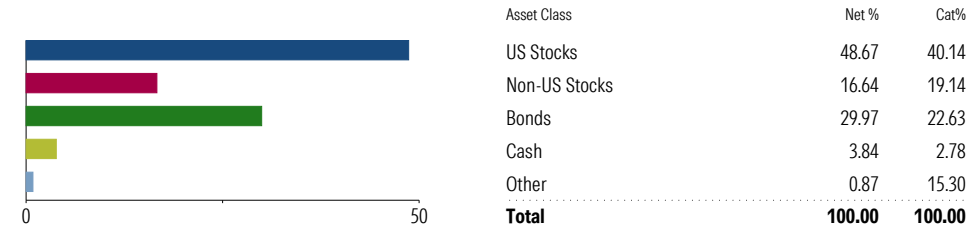
Morningstar Style Box™



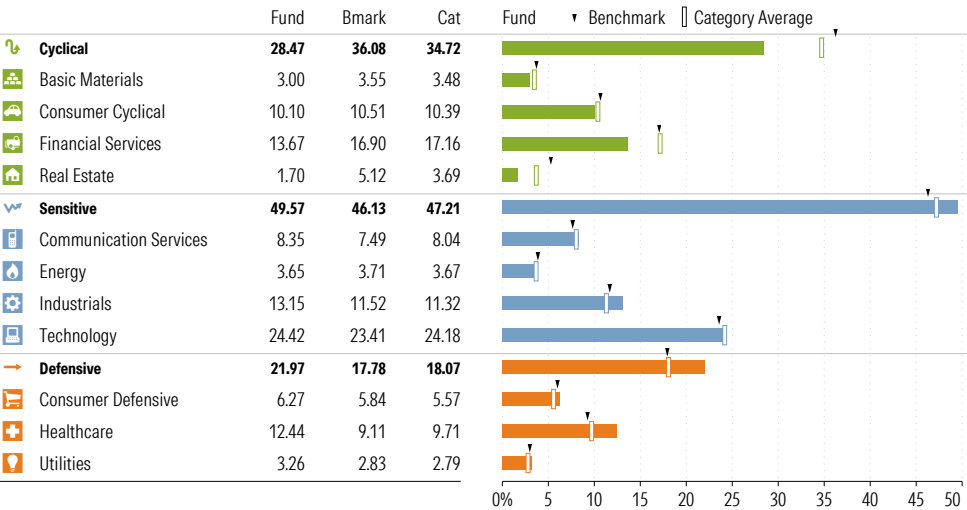
Style Breakdown



Asset Allocation as of 06-30-2025



Sector Weighting as of 06-30-2025



Top 10 Holdings as of 06-30-2025

Name	Maturity Date	% Net Asset	Cumulative %	YTD Return %	Morningstar Sector
⊖ American Funds American Balanced R6	-	7.95	7.95	-	-
⊖ American Funds American Mutual R6	-	7.05	15.00	-	-
⊖ American Funds Capital World Gr&Inc R6	-	6.86	21.86	-	-
⊖ American Funds AMCAP R6	-	5.77	27.63	-	-
⊖ American Funds Fundamental Invs R6	-	5.74	33.37	-	-
⊖ American Funds Growth Fund of Amer R6	-	5.67	39.04	-	-
⊖ American Funds Inflation Linked Bd R6	-	5.23	44.27	-	-
⊖ American Funds Mortgage R6	-	5.18	49.46	-	-
⊖ American Funds US Government Sec R6	-	5.18	54.64	-	-
⊖ American Funds Washington Mutual R6	-	5.05	59.69	-	-

Total Holdings 26

⊕ Increase ⊖ Decrease ✱ New to Portfolio

American Funds 2040 Trgt Date Retire R6

RFGTX

Morningstar Category
Target-Date 2040

Morningstar Index
Morningstar Lifetime Mod 2040 TR USD

Portfolio Manager(s)

Wesley Phoa since 01-2012
Samir Mathur since 01-2020
David Hoag since 01-2020
Michelle Black since 01-2020
Shannon Ward since 01-2021
Jessica Spaly since 01-2023
Raj Paramaguru since 01-2024
William Robbins since 01-2024

Quantitative Screens

- Performance: The fund has finished in the Target-Date 2040 category's top three quartiles in 10 of the 10 years it's been in existence.
- Management: The fund's management has been in place for 13.5 years.
- Style: The fund has landed in its primary style box — Large Blend — 63.64 % of the time over the past three years.
- Net Expense: The fund's expense ratio of 0.36 is 37.93% lower than the Target-Date 2040 category average.

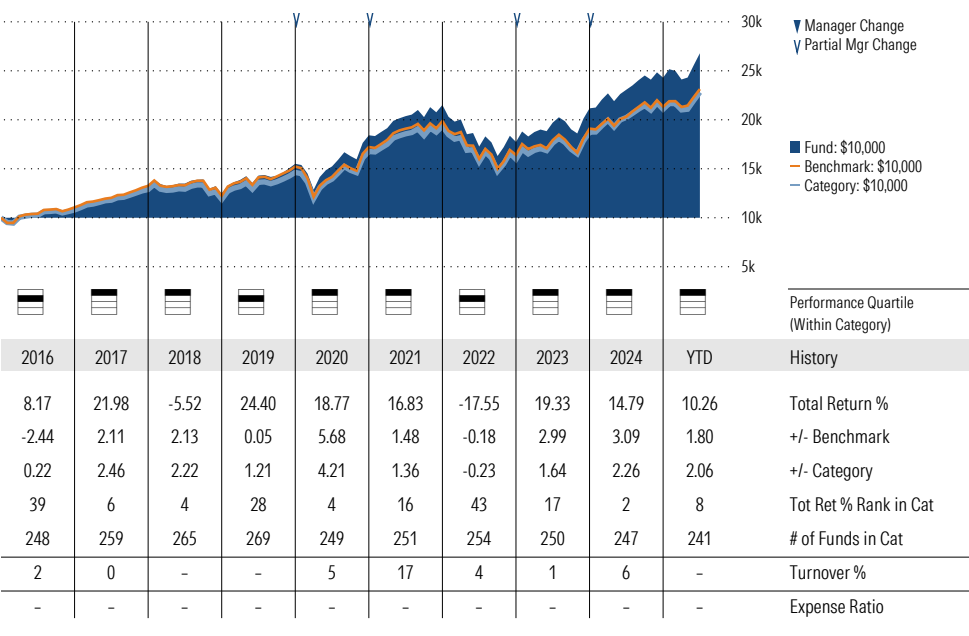
Morningstar Investment Management LLC Analysis

This fund fails our current style screen. Because this is a target-date fund, this screen failure does not concern us and we are still comfortable using this fund.

ESG Metrics

Metric	Rating	Updated
Sustainability Rating	2	05-31-2025
Carbon Risk Score	Low Risk	12-31-2022

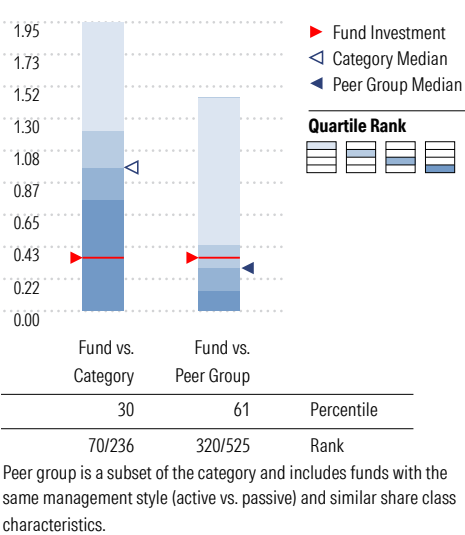
Growth of \$10,000



Trailing Performance



Net Expense



3-Year Risk Metrics

	Fund	Bmark	Cat
Alpha	3.15	-	0.92
Beta	0.94	-	0.96
R-Squared	97.41	-	98.10
Standard Deviation	13.00	13.71	13.32
Sharpe Ratio	0.83	0.62	0.67
Tracking Error	2.27	-	1.88
Information Ratio	1.20	-	0.30
Up Capture Ratio	101.63	-	98.60
Down Capture Ratio	86.84	-	94.32

Portfolio Metrics

	Fund	Bmark	Cat
Price/Earnings Ratio	22.71	21.16	21.57
Price/Book Ratio	3.78	2.82	2.97
Avg Eff Duration	5.98	-	6.14

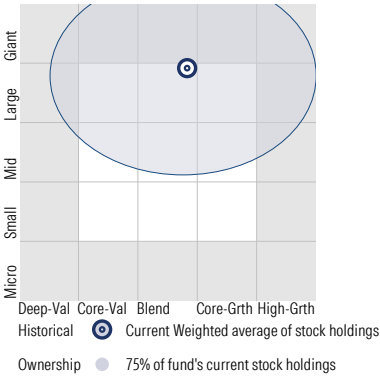
American Funds 2040 Trgt Date Retire R6 RFGTX

Morningstar Category
Target-Date 2040

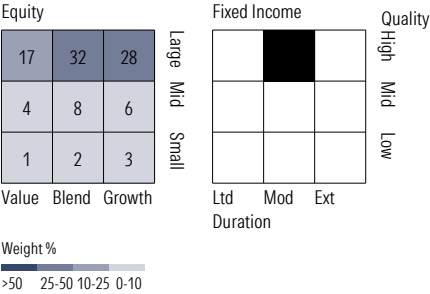
Morningstar Index
Morningstar Lifetime Mod 2040 TR USD

Style Analysis as of 06-30-2025

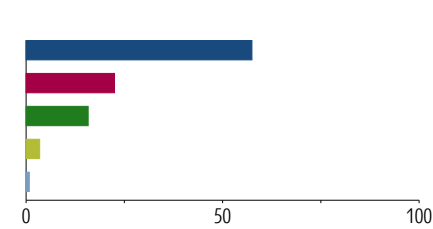
Morningstar Style Box™



Style Breakdown

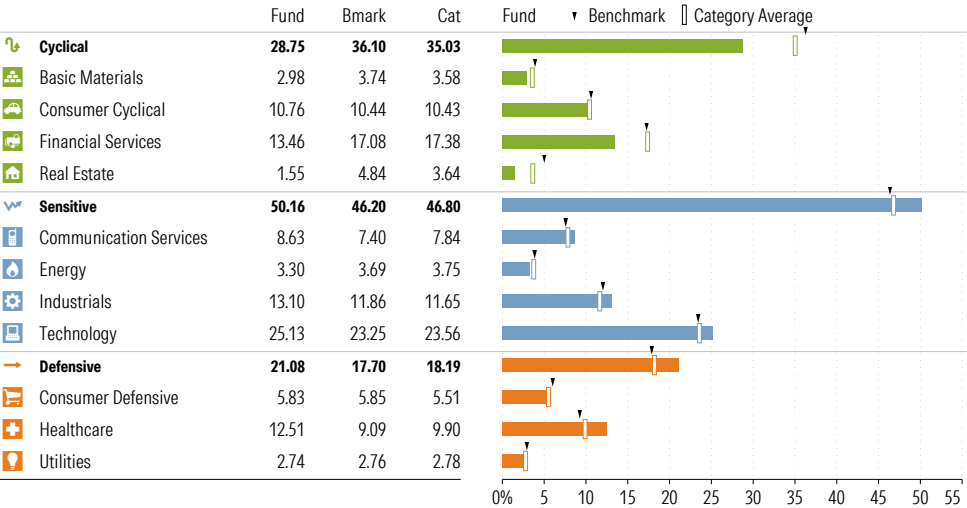


Asset Allocation as of 06-30-2025



Asset Class	Net %	Cat%
US Stocks	57.46	46.74
Non-US Stocks	22.50	23.01
Bonds	15.79	13.07
Cash	3.45	1.49
Other	0.81	15.70
Total	100.00	100.00

Sector Weighting as of 06-30-2025



Top 10 Holdings as of 06-30-2025

Name	Maturity Date	% Net Asset	Cumulative %	YTD Return %	Morningstar Sector
⊖ American Funds American Balanced R6	-	8.07	8.07	-	-
⊖ American Funds American Mutual R6	-	7.14	15.20	-	-
⊖ American Funds Capital World Gr&Inc R6	-	6.98	22.18	-	-
⊖ American Funds Fundamental Invs R6	-	6.78	28.97	-	-
⊖ American Funds New Perspective R6	-	6.73	35.69	-	-
⊖ American Funds AMCAP R6	-	6.72	42.42	-	-
⊖ American Funds Growth Fund of Amer R6	-	6.72	49.14	-	-
⊖ American Funds Washington Mutual R6	-	5.98	55.13	-	-
⊕ American Funds SMALLCAP World R6	-	5.67	60.80	-	-
⊖ American Funds US Government Sec R6	-	5.13	65.93	-	-

Total Holdings 25

⊕ Increase ⊖ Decrease ✱ New to Portfolio

American Funds 2045 Trgt Date Retire R6 RFHTX

Morningstar Category Target-Date 2045
Morningstar Index Morningstar Lifetime Mod 2045 TR USD

Portfolio Manager(s)

Wesley Phoa since 01-2012
Michelle Black since 01-2020
David Hoag since 01-2020
Samir Mathur since 01-2020
Shannon Ward since 01-2021
Jessica Spaly since 01-2023
Raj Paramaguru since 01-2024
William Robbins since 01-2024

Quantitative Screens

- ✔ Performance: The fund has finished in the Target-Date 2045 category's top three quartiles in 10 of the 10 years it's been in existence.
- ✔ Management: The fund's management has been in place for 13.5 years.
- ✗ Style: The fund has landed in its primary style box — Large Blend — 63.64 % of the time over the past three years.
- ✔ Net Expense: The fund's expense ratio of 0.37 is 36.21% lower than the Target-Date 2045 category average.

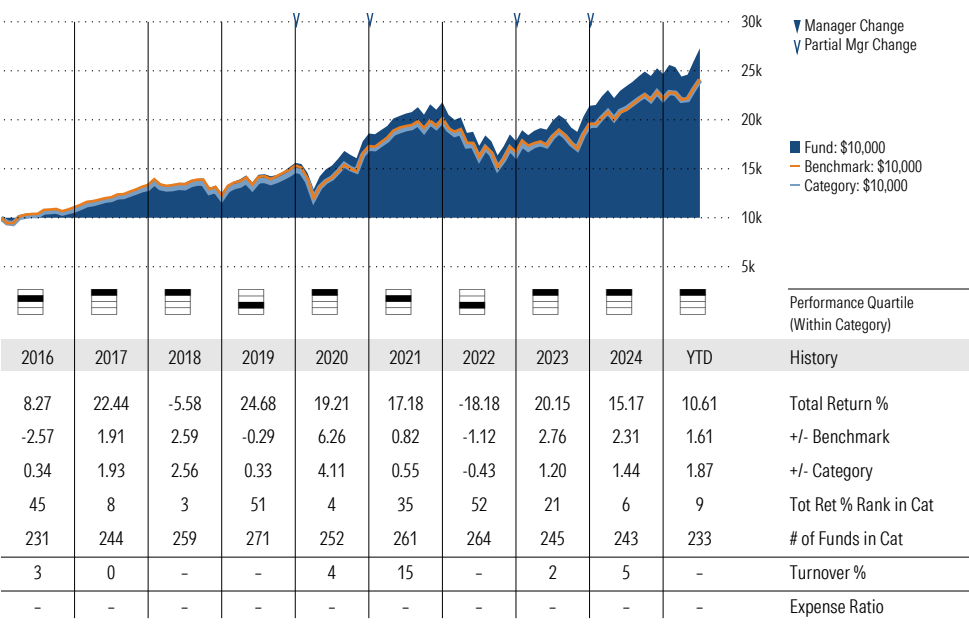
Morningstar Investment Management LLC Analysis

This fund fails our current style screen. Because this is a target-date fund, this screen failure does not concern us and we are still comfortable using this fund.

ESG Metrics

Metric	Rating	Updated
Sustainability Rating	2	05-31-2025
Carbon Risk Score	Low Risk	12-31-2022

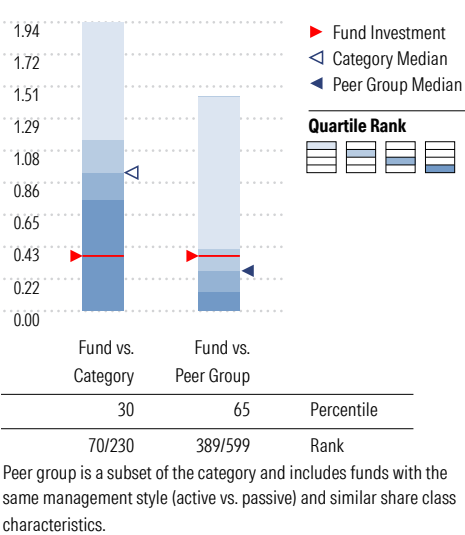
Growth of \$10,000



Trailing Performance



Net Expense



3-Year Risk Metrics

	Fund	Bmark	Cat
Alpha	2.77	-	0.70
Beta	0.93	-	0.97
R-Squared	97.45	-	98.10
Standard Deviation	13.43	14.28	13.99
Sharpe Ratio	0.84	0.67	0.70
Tracking Error	2.37	-	1.94
Information Ratio	0.90	-	0.19
Up Capture Ratio	100.43	-	98.96
Down Capture Ratio	88.68	-	95.99

Portfolio Metrics

	Fund	Bmark	Cat
Price/Earnings Ratio	22.69	21.00	21.39
Price/Book Ratio	3.82	2.78	2.91
Avg Eff Duration	6.29	-	6.84

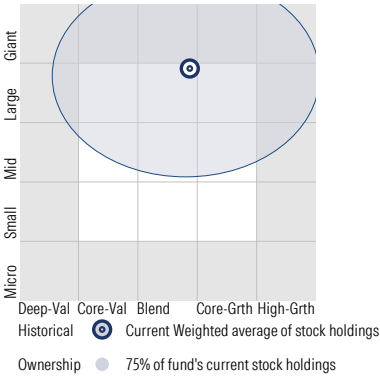
American Funds 2045 Trgt Date Retire R6 RFHTX

Morningstar Category
Target-Date 2045

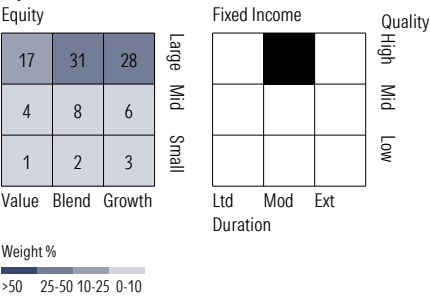
Morningstar Index
Morningstar Lifetime Mod 2045 TR USD

Style Analysis as of 06-30-2025

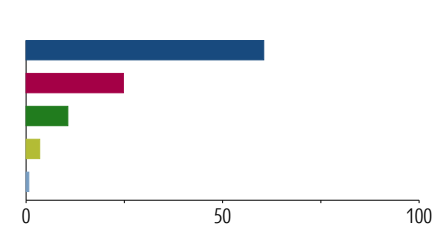
Morningstar Style Box™



Style Breakdown

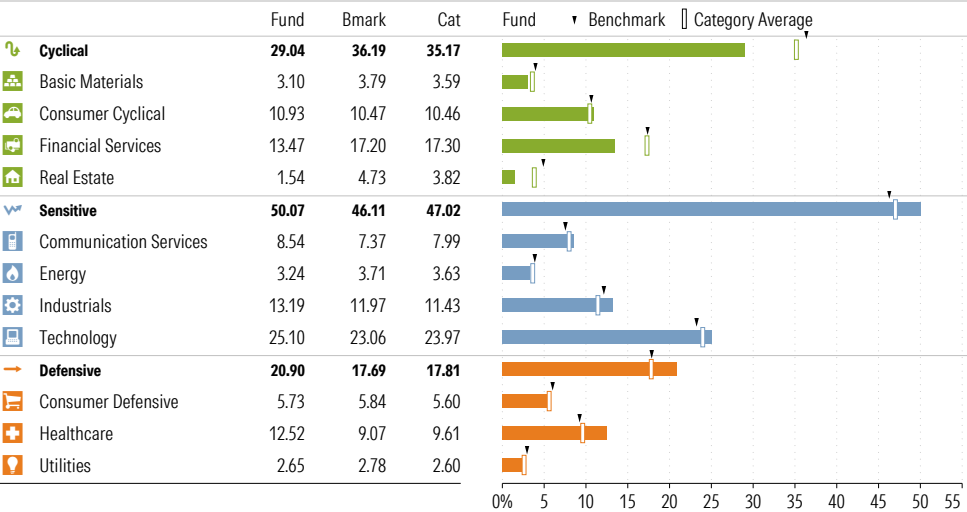


Asset Allocation as of 06-30-2025



Asset Class	Net %	Cat%
US Stocks	60.47	47.65
Non-US Stocks	24.75	25.06
Bonds	10.62	8.62
Cash	3.46	1.47
Other	0.69	17.16
Total	100.00	100.00

Sector Weighting as of 06-30-2025



Top 10 Holdings as of 06-30-2025

Name	Maturity Date	% Net Asset	Cumulative %	YTD Return %	Morningstar Sector
⊕ American Funds American Balanced R6	-	8.10	8.10	-	-
⊖ American Funds Fundamental Invs R6	-	7.73	15.83	-	-
⊖ American Funds American Mutual R6	-	7.19	23.02	-	-
⊖ American Funds Washington Mutual R6	-	6.98	30.00	-	-
⊖ American Funds Capital World Gr&Inc R6	-	6.98	36.98	-	-
⊖ American Funds New Perspective R6	-	6.84	43.83	-	-
⊕ American Funds AMCAP R6	-	6.83	50.65	-	-
⊕ American Funds Growth Fund of Amer R6	-	6.83	57.48	-	-
⊕ American Funds SMALLCAP World R6	-	6.78	64.26	-	-
⊖ American Funds New World R6	-	6.06	70.33	-	-

Total Holdings 24

⊕ Increase ⊖ Decrease ✱ New to Portfolio

American Funds 2050 Trgt Date Retire R6

RFITX

Morningstar Category
Target-Date 2050

Morningstar Index
Morningstar Lifetime Mod 2050 TR USD

Portfolio Manager(s)

Wesley Phoa since 01-2012
David Hoag since 01-2020
Samir Mathur since 01-2020
Michelle Black since 01-2020
Shannon Ward since 01-2021
Jessica Spaly since 01-2023
Raj Paramaguru since 01-2024
William Robbins since 01-2024

Quantitative Screens

- Performance: The fund has finished in the Target-Date 2050 category's top three quartiles in 10 of the 10 years it's been in existence.
- Management: The fund's management has been in place for 13.5 years.
- Style: The fund has landed in its primary style box — Large Blend — 63.64 % of the time over the past three years.
- Net Expense: The fund's expense ratio of 0.37 is 36.21% lower than the Target-Date 2050 category average.

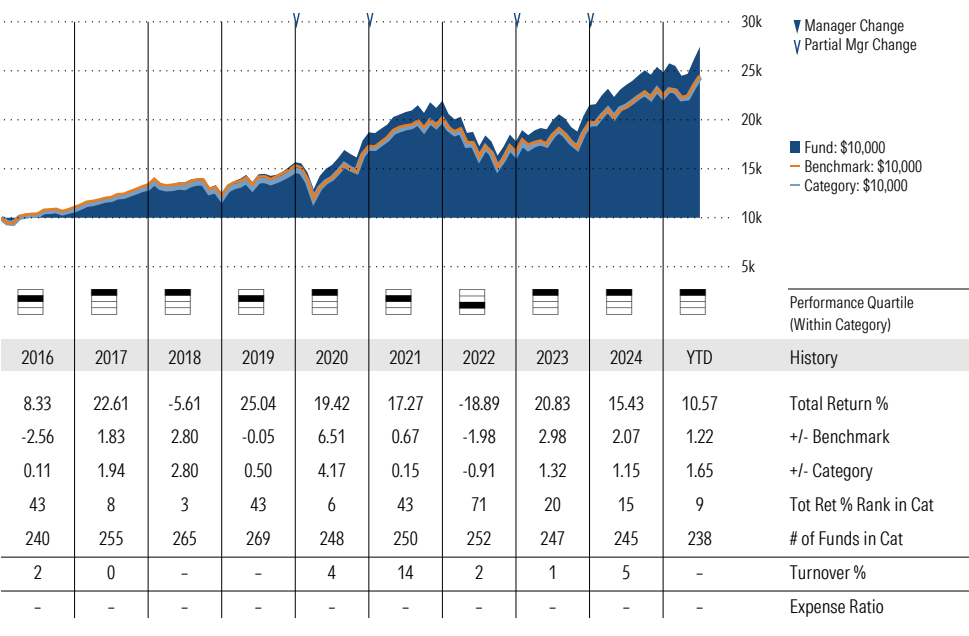
Morningstar Investment Management LLC Analysis

This fund fails our current style screen. Because this is a target-date fund, this screen failure does not concern us and we are still comfortable using this fund.

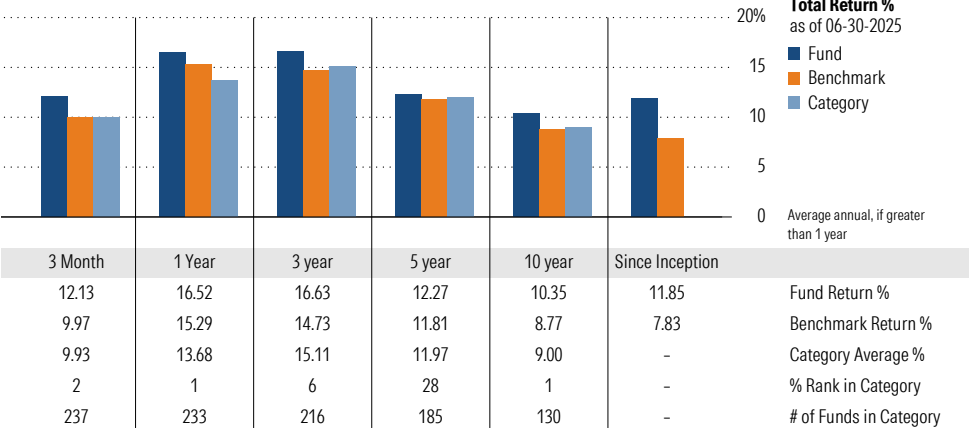
ESG Metrics

Metric	Rating	Updated
Sustainability Rating	2	05-31-2025
Carbon Risk Score	Low Risk	12-31-2022

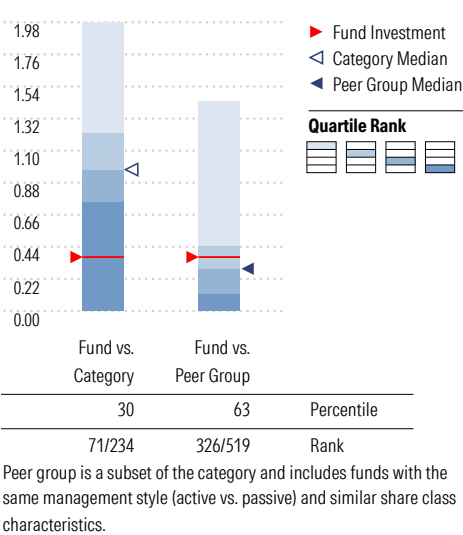
Growth of \$10,000



Trailing Performance



Net Expense



3-Year Risk Metrics

	Fund	Bmark	Cat
Alpha	2.67	-	0.64
Beta	0.92	-	0.98
R-Squared	97.28	-	98.03
Standard Deviation	13.63	14.56	14.40
Sharpe Ratio	0.85	0.69	0.72
Tracking Error	2.51	-	2.00
Information Ratio	0.75	-	0.19
Up Capture Ratio	99.35	-	99.61
Down Capture Ratio	88.24	-	97.03

Portfolio Metrics

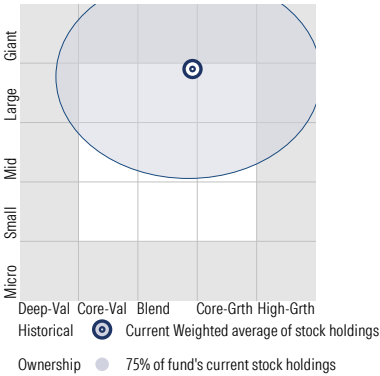
	Fund	Bmark	Cat
Price/Earnings Ratio	22.78	20.86	21.24
Price/Book Ratio	3.86	2.74	2.91
Avg Eff Duration	6.36	-	8.40

American Funds 2050 Trgt Date Retire R6 RFITX

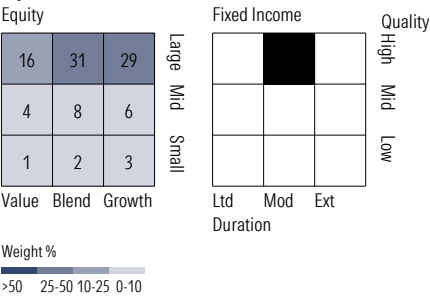
Morningstar Category Morningstar Index
Target-Date 2050 Morningstar Lifetime Mod 2050 TR USD

Style Analysis as of 06-30-2025

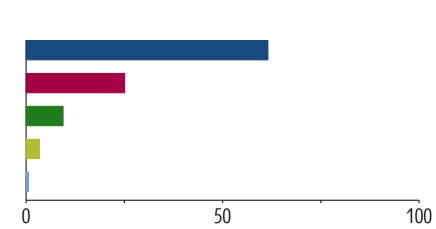
Morningstar Style Box™



Style Breakdown

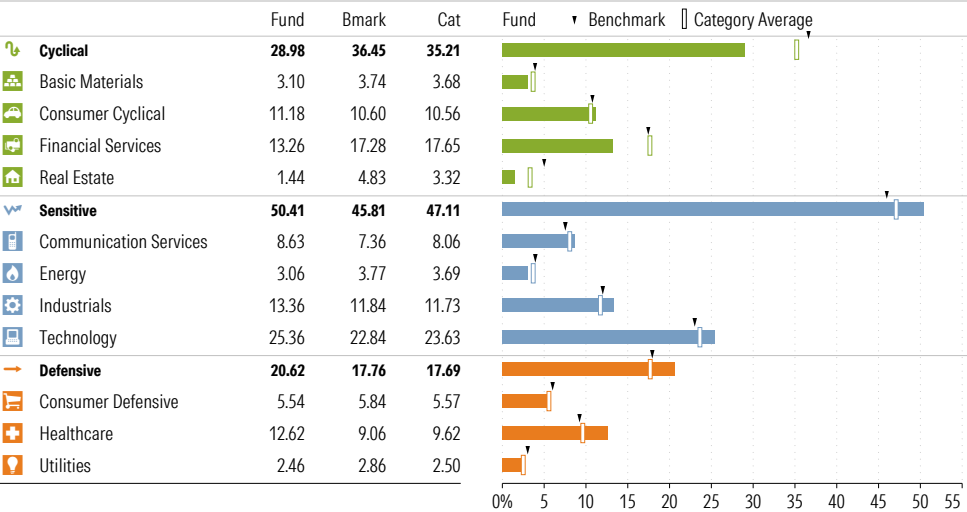


Asset Allocation as of 06-30-2025



Asset Class	Net %	Cat%
US Stocks	61.53	50.00
Non-US Stocks	25.05	27.43
Bonds	9.41	5.98
Cash	3.38	1.29
Other	0.63	15.31
Total	100.00	100.00

Sector Weighting as of 06-30-2025



Top 10 Holdings as of 06-30-2025

Name	Maturity Date	% Net Asset	Cumulative %	YTD Return %	Morningstar Sector
⊖ American Funds New Perspective R6	-	8.75	8.75	-	-
⊖ American Funds Washington Mutual R6	-	8.03	16.78	-	-
⊕ American Funds Fundamental Invs R6	-	7.81	24.59	-	-
⊕ American Funds SMALLCAP World R6	-	7.80	32.39	-	-
⊕ American Funds American Mutual R6	-	7.22	39.61	-	-
⊕ American Funds American Balanced R6	-	7.14	46.75	-	-
⊖ American Funds Capital World Gr&Inc R6	-	7.02	53.77	-	-
⊕ American Funds AMCAP R6	-	6.85	60.62	-	-
⊕ American Funds Growth Fund of Amer R6	-	6.85	67.47	-	-
⊕ American Funds New World R6	-	6.19	73.66	-	-

Total Holdings 20

⊕ Increase ⊖ Decrease ✱ New to Portfolio

American Funds 2055 Trgt Date Retire R6 RFKTX

Morningstar Category Target-Date 2055 Morningstar Index Morningstar Lifetime Mod 2055 TR USD

Portfolio Manager(s)

Wesley Phoa since 01-2012
Michelle Black since 01-2020
David Hoag since 01-2020
Samir Mathur since 01-2020
Shannon Ward since 01-2021
Jessica Spaly since 01-2023
William Robbins since 01-2024
Raj Paramaguru since 01-2024

Quantitative Screens

- Performance: The fund has finished in the Target-Date 2055 category's top three quartiles in 9 of the 10 years it's been in existence.
- Management: The fund's management has been in place for 13.5 years.
- Style: The fund has landed in its primary style box — Large Growth — 63.64 % of the time over the past three years.
- Net Expense: The fund's expense ratio of 0.39 is 33.9% lower than the Target-Date 2055 category average.

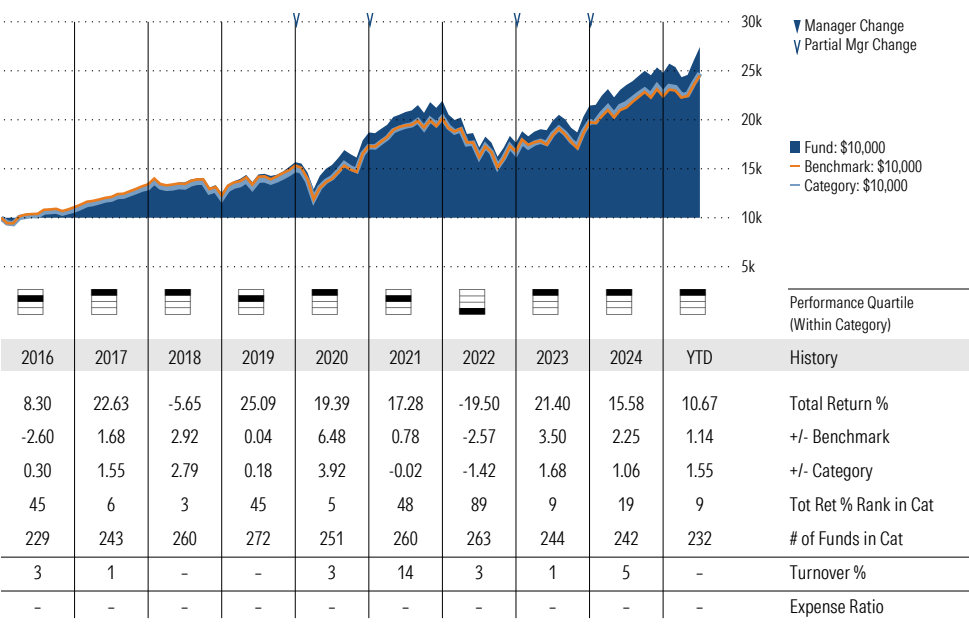
Morningstar Investment Management LLC Analysis

This fund fails our current style screen. Because this is a target-date fund, this screen failure does not concern us and we are still comfortable using this fund.

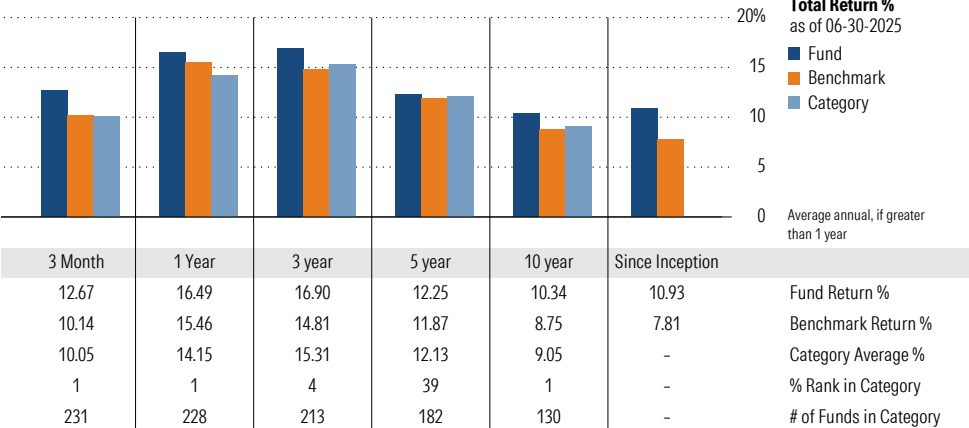
ESG Metrics

Metric	Rating	Updated
Sustainability Rating	2	05-31-2025
Carbon Risk Score	Low Risk	12-31-2022

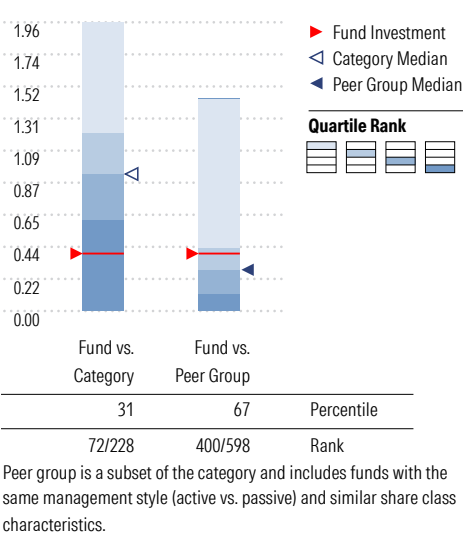
Growth of \$10,000



Trailing Performance



Net Expense



3-Year Risk Metrics

	Fund	Bmark	Cat
Alpha	2.75	-	0.75
Beta	0.93	-	0.98
R-Squared	96.87	-	97.99
Standard Deviation	13.86	14.65	14.55
Sharpe Ratio	0.86	0.69	0.73
Tracking Error	2.65	-	2.05
Information Ratio	0.79	-	0.25
Up Capture Ratio	100.30	-	100.26
Down Capture Ratio	89.02	-	97.25

Portfolio Metrics

	Fund	Bmark	Cat
Price/Earnings Ratio	22.77	20.72	21.32
Price/Book Ratio	3.90	2.70	2.91
Avg Eff Duration	6.44	-	8.96

American Funds 2055 Trgt Date Retire R6

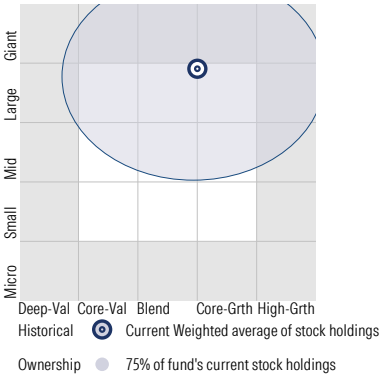
RFKTX

Morningstar Category
Target-Date 2055

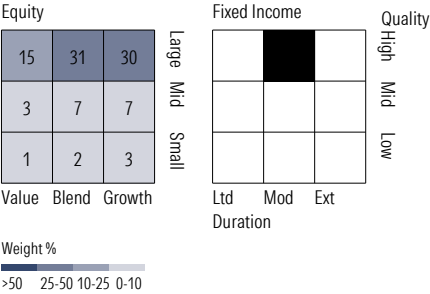
Morningstar Index
Morningstar Lifetime Mod 2055 TR USD

Style Analysis as of 06-30-2025

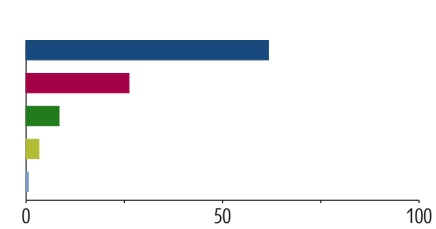
Morningstar Style Box™



Style Breakdown

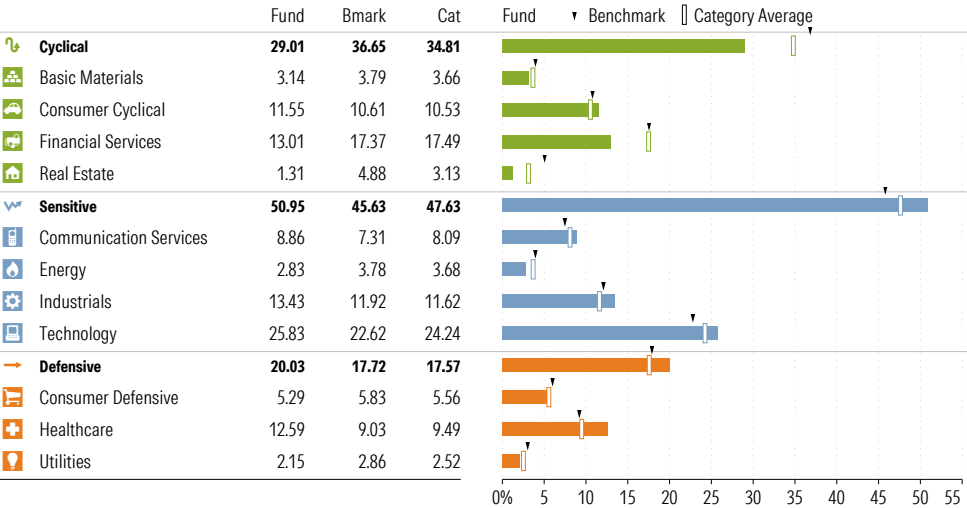


Asset Allocation as of 06-30-2025



Asset Class	Net %	Cat%
US Stocks	61.65	49.26
Non-US Stocks	26.17	26.11
Bonds	8.37	4.90
Cash	3.25	1.00
Other	0.55	18.74
Total	100.00	100.00

Sector Weighting as of 06-30-2025



Top 10 Holdings as of 06-30-2025

Name	Maturity Date	% Net Asset	Cumulative %	YTD Return %	Morningstar Sector
⊕ American Funds New Perspective R6	-	8.88	8.88	-	-
⊕ American Funds Fundamental Invs R6	-	8.86	17.75	-	-
⊕ American Funds SMALLCAP World R6	-	8.83	26.58	-	-
⊖ American Funds New World R6	-	8.12	34.70	-	-
⊕ American Funds Washington Mutual R6	-	8.08	42.78	-	-
⊖ American Funds Capital World Gr&Inc R6	-	7.95	50.73	-	-
⊕ American Funds AMCAP R6	-	6.89	57.62	-	-
⊕ American Funds Growth Fund of Amer R6	-	6.88	64.50	-	-
⊕ American Funds American Mutual R6	-	6.17	70.68	-	-
⊕ American Funds American Balanced R6	-	6.10	76.78	-	-

Total Holdings 20

⊕ Increase ⊖ Decrease ✱ New to Portfolio

American Funds 2060 Trgt Date Retire R6 RFUTX

Morningstar Category
Target-Date 2060

Morningstar Index
Morningstar Mod Tgt Risk TR USD

Portfolio Manager(s)

Wesley Phoa since 03-2015
Samir Mathur since 01-2020
David Hoag since 01-2020
Michelle Black since 01-2020
Shannon Ward since 01-2021
Jessica Spaly since 01-2023
William Robbins since 01-2024
Raj Paramaguru since 01-2024

Quantitative Screens

- Performance: The fund has finished in the Target-Date 2060 category's top three quartiles in 8 of the 9 years it's been in existence.
- Management: The fund's management has been in place for 10.27 years.
- Style: The fund has landed in its primary style box — Large Growth — 63.64 % of the time over the past three years.
- Net Expense: The fund's expense ratio of 0.39 is 33.9% lower than the Target-Date 2060 category average.

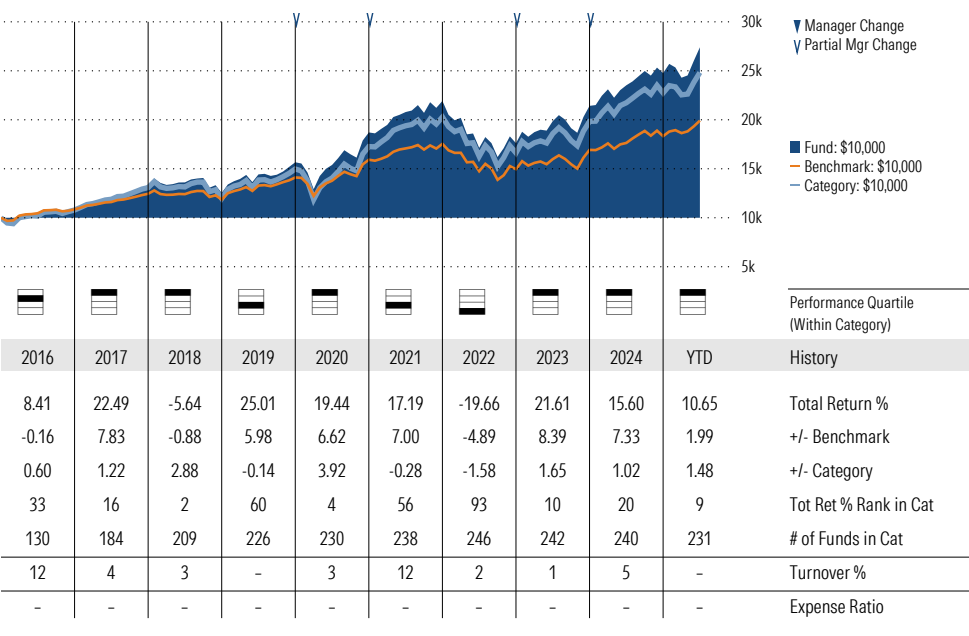
Morningstar Investment Management LLC Analysis

This fund fails our current style screen. Because this is a target-date fund, this screen failure does not concern us and we are still comfortable using this fund.

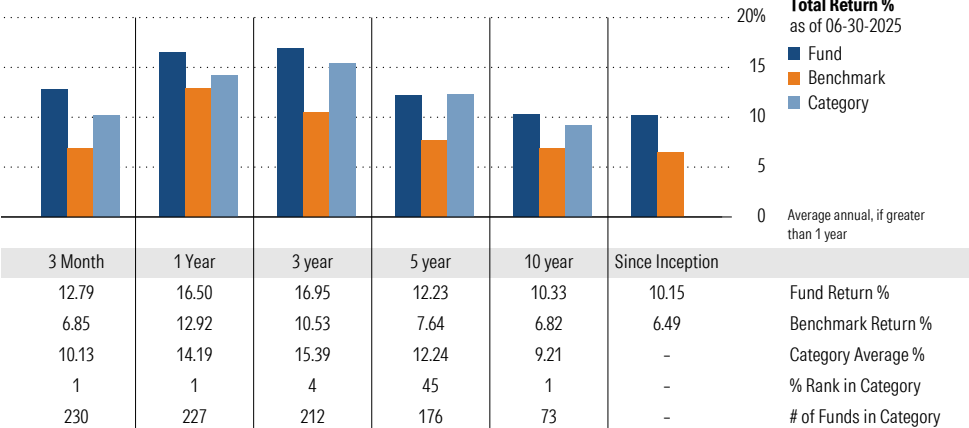
ESG Metrics

Metric	Rating	Updated
Sustainability Rating	2	05-31-2025
Carbon Risk Score	Low Risk	12-31-2022

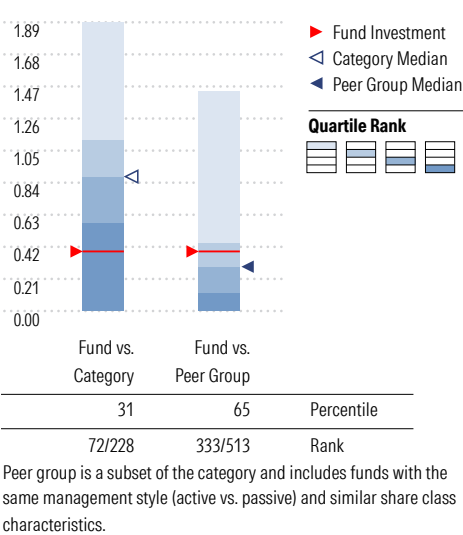
Growth of \$10,000



Trailing Performance



Net Expense



3-Year Risk Metrics

	Fund	Bmark	Cat
Alpha	4.21	-	2.25
Beta	1.17	-	1.24
R-Squared	92.38	-	94.40
Standard Deviation	13.91	11.45	14.62
Sharpe Ratio	0.86	0.52	0.74
Tracking Error	4.29	-	4.42
Information Ratio	1.49	-	1.12
Up Capture Ratio	130.01	-	131.21
Down Capture Ratio	107.53	-	119.62

Portfolio Metrics

	Fund	Bmark	Cat
Price/Earnings Ratio	22.69	20.19	21.30
Price/Book Ratio	3.90	2.52	2.92
Avg Eff Duration	6.45	-	7.28

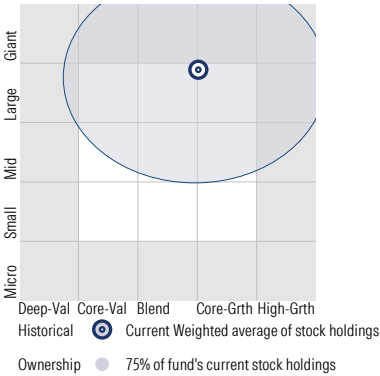
American Funds 2060 Trgt Date Retire R6 RFUTX

Morningstar Category
Target-Date 2060

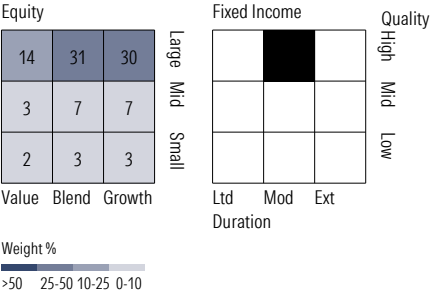
Morningstar Index
Morningstar Mod Tgt Risk TR USD

Style Analysis as of 06-30-2025

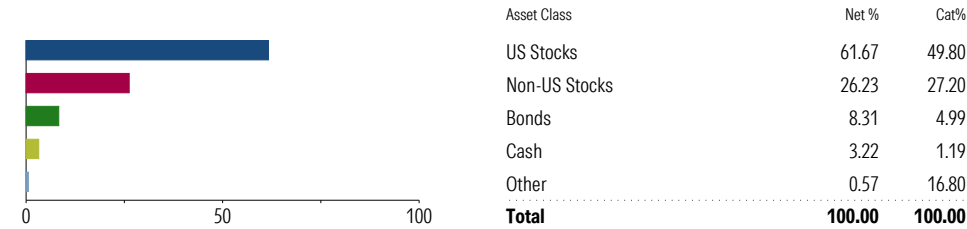
Morningstar Style Box™



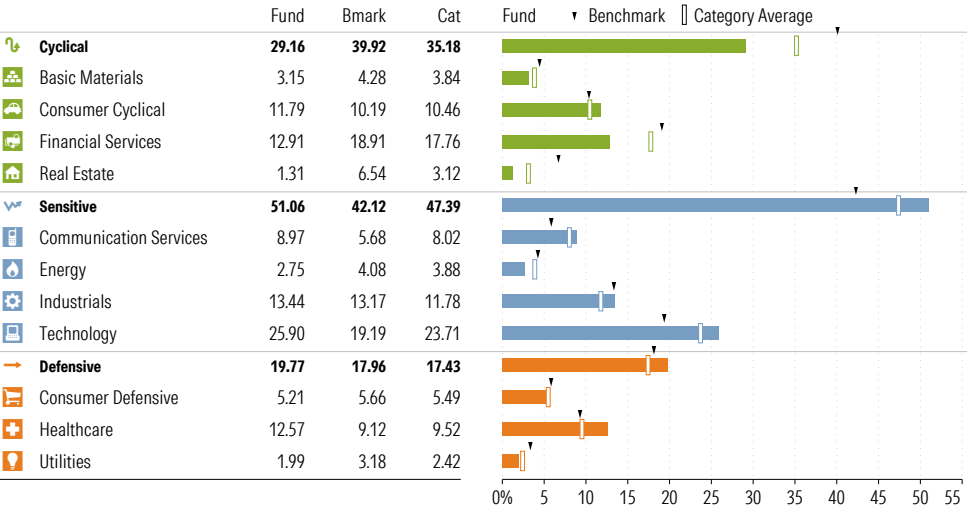
Style Breakdown



Asset Allocation as of 06-30-2025



Sector Weighting as of 06-30-2025



Top 10 Holdings as of 06-30-2025

Name	Maturity Date	% Net Asset	Cumulative %	YTD Return %	Morningstar Sector
⊕ American Funds New Perspective R6	-	9.86	9.86	-	-
⊕ American Funds SMALLCAP World R6	-	9.86	19.72	-	-
⊕ American Funds Fundamental Invs R6	-	8.95	28.66	-	-
⊕ American Funds New World R6	-	8.17	36.84	-	-
⊕ American Funds Washington Mutual R6	-	8.07	44.90	-	-
⊕ American Funds Capital World Gr&Inc R6	-	7.97	52.87	-	-
⊕ American Funds Invmt Co of Amer R6	-	6.92	59.79	-	-
⊕ American Funds AMCAP R6	-	6.91	66.70	-	-
⊕ American Funds Growth Fund of Amer R6	-	6.91	73.61	-	-
⊕ American Funds American Balanced R6	-	6.05	79.66	-	-

Total Holdings 18

⊕ Increase ⊖ Decrease ✱ New to Portfolio

American Funds 2065 Trgt Date Retire R6 RFVTX

Morningstar Category
Target-Date 2065+
Morningstar Index
Morningstar Mod Tgt Risk TR USD

Portfolio Manager(s)

David Hoag since 01-2020
Michelle Black since 01-2020
Samir Mathur since 01-2020
Wesley Phoa since 01-2020
Shannon Ward since 01-2021
Jessica Spaly since 01-2023
Raj Paramaguru since 01-2024
William Robbins since 01-2024

Quantitative Screens

- Performance: The fund has finished in the Target-Date 2065+ category's top three quartiles in 3 of the 4 years it's been in existence.
- Management: The fund's management has been in place for 5.5 years.
- Style: The fund has landed in its primary style box — Large Growth — 63.64 % of the time over the past three years.
- Net Expense: The fund's expense ratio of 0.39 is 31.58% lower than the Target-Date 2065+ category average.

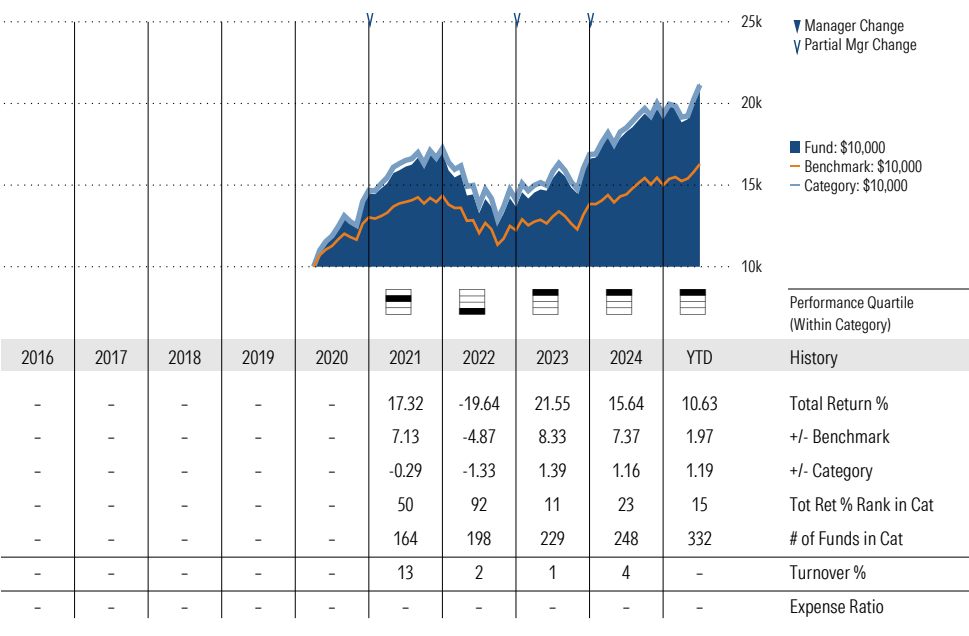
Morningstar Investment Management LLC Analysis

This fund fails our current style screen. Because this is a target-date fund, this screen failure does not concern us and we are still comfortable using this fund.

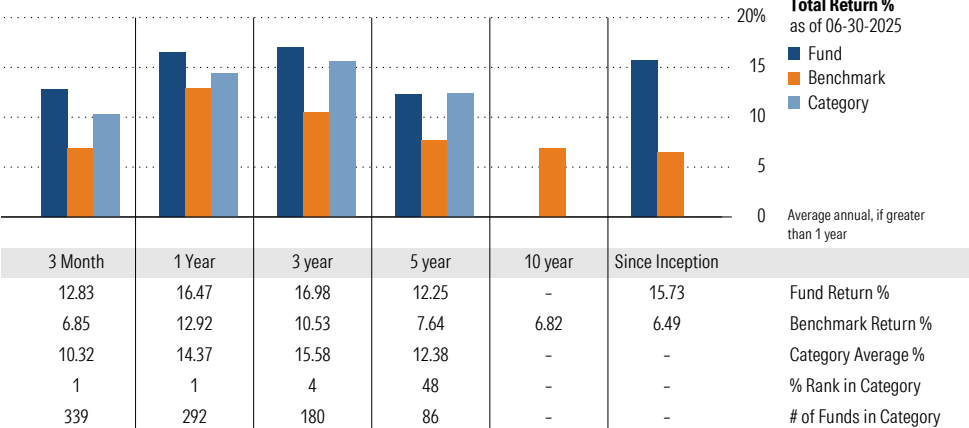
ESG Metrics

Metric	Rating	Updated
Sustainability Rating	2	05-31-2025
Carbon Risk Score	Low Risk	12-31-2022

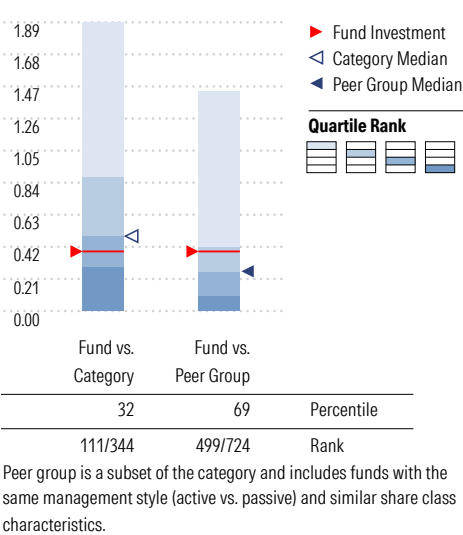
Growth of \$10,000



Trailing Performance



Net Expense



3-Year Risk Metrics

	Fund	Bmark	Cat
Alpha	4.26	-	2.71
Beta	1.17	-	1.24
R-Squared	92.29	-	93.78
Standard Deviation	13.89	11.45	15.09
Sharpe Ratio	0.86	0.52	0.74
Tracking Error	4.30	-	4.95
Information Ratio	1.50	-	1.14
Up Capture Ratio	129.78	-	132.11
Down Capture Ratio	106.94	-	118.62

Portfolio Metrics

	Fund	Bmark	Cat
Price/Earnings Ratio	22.70	20.19	21.45
Price/Book Ratio	3.90	2.52	2.79
Avg Eff Duration	6.45	-	8.29

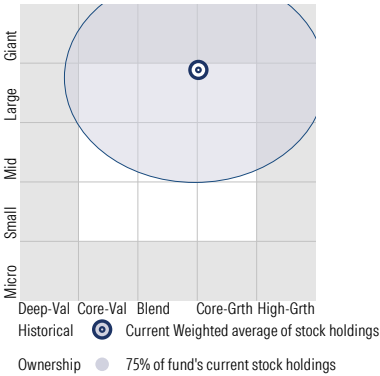
American Funds 2065 Trgt Date Retire R6 RFVVTX

Morningstar Category
Target-Date 2065+

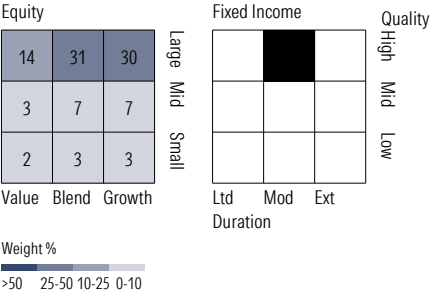
Morningstar Index
Morningstar Mod Tgt Risk TR USD

Style Analysis as of 06-30-2025

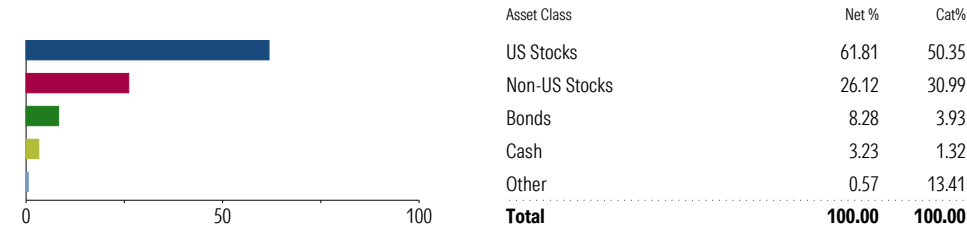
Morningstar Style Box™



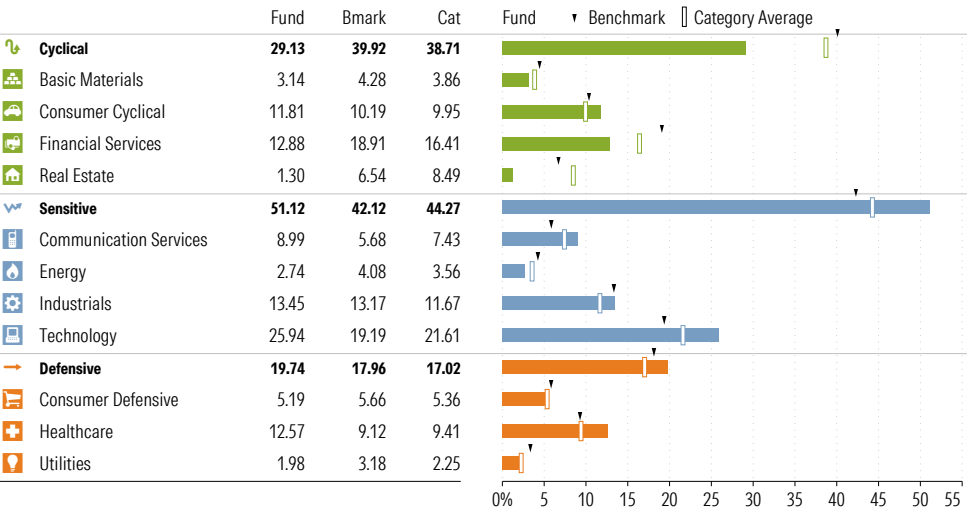
Style Breakdown



Asset Allocation as of 06-30-2025



Sector Weighting as of 06-30-2025



Top 10 Holdings as of 06-30-2025

Name	Maturity Date	% Net Asset	Cumulative %	YTD Return %	Morningstar Sector
⊕ American Funds New Perspective R6	-	9.98	9.98	-	-
⊕ American Funds SMALLCAP World R6	-	9.98	19.95	-	-
⊕ American Funds Fundamental Invs R6	-	8.96	28.91	-	-
⊕ American Funds Washington Mutual R6	-	8.04	36.96	-	-
⊕ American Funds New World R6	-	7.98	44.93	-	-
⊕ American Funds Capital World Gr&Inc R6	-	7.95	52.88	-	-
⊕ American Funds AMCAP R6	-	6.98	59.86	-	-
⊕ American Funds Growth Fund of Amer R6	-	6.98	66.84	-	-
⊕ American Funds Invmt Co of Amer R6	-	6.97	73.81	-	-
⊕ American Funds American Balanced R6	-	6.03	79.84	-	-

Total Holdings 17

⊕ Increase ⊖ Decrease ✱ New to Portfolio

American Funds 2070 Trgt Date Retire R6 RFBFX

Morningstar Category
Target-Date 2065+
Morningstar Index
Morningstar Mod Tgt Risk TR USD

Portfolio Manager(s)

David Hoag since 01-2024
Jessica Spaly since 01-2024
Michelle Black since 01-2024
Raj Paramaguru since 01-2024
Samir Mathur since 01-2024
Shannon Ward since 01-2024
Wesley Phoa since 01-2024
William Robbins since 01-2024

Quantitative Screens

The Performance screen is not applicable for funds with less than three years of data.

✗ Management: The fund's management team has been in place for less than three years.

✗ Style: The fund has landed in its primary style box — Large Blend — 50 % of the time over the past three years.

✔ Net Expense: The fund's expense ratio of 0.39 is 31.58% lower than the Target-Date 2065+ category average.

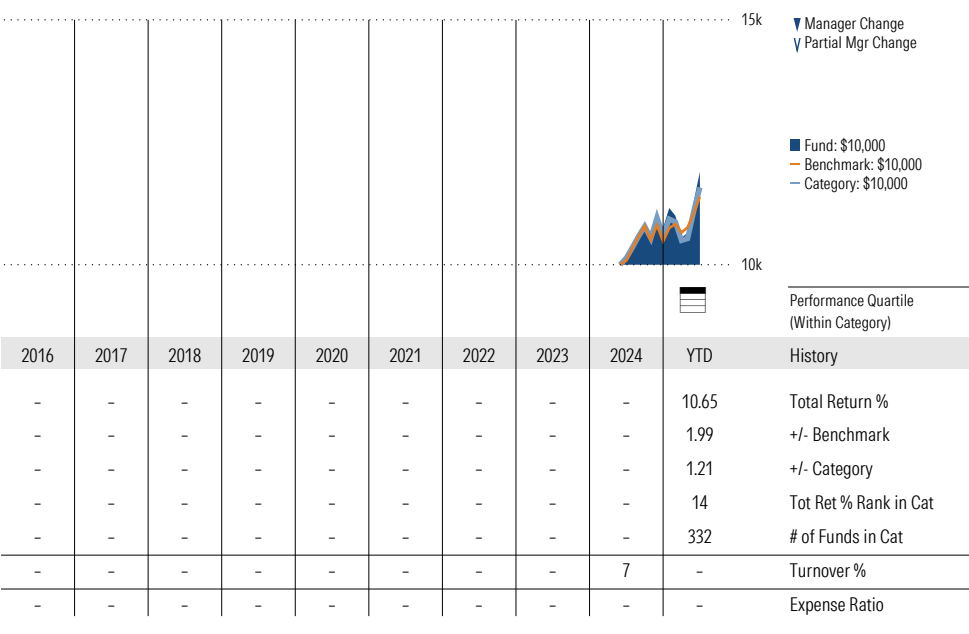
Morningstar Investment Management LLC Analysis

This fund fails the manager tenure screen, but this is only due to the short history of this vintage. This fund fails our current style screen. Because this is a target-date fund, this screen failure does not concern us and we are still comfortable using this fund.

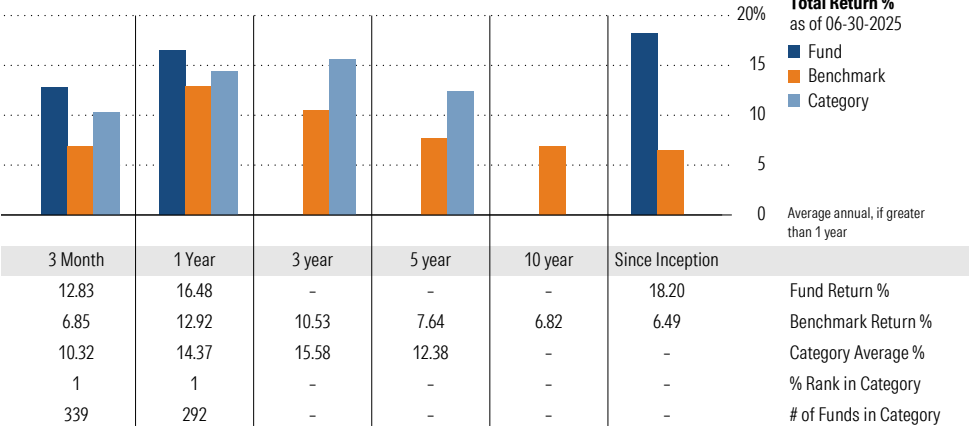
ESG Metrics

Metric	Rating	Updated
Sustainability Rating	2	05-31-2025

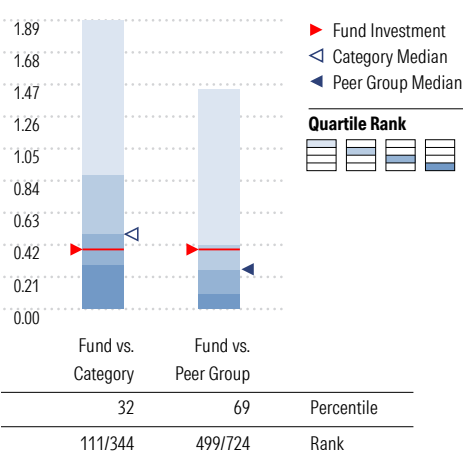
Growth of \$10,000



Trailing Performance



Net Expense



Peer group is a subset of the category and includes funds with the same management style (active vs. passive) and similar share class characteristics.

3-Year Risk Metrics

	Fund	Bmark	Cat
Alpha	-	-	2.71
Beta	-	-	1.24
R-Squared	-	-	93.78
Standard Deviation	-	11.45	15.09
Sharpe Ratio	-	0.52	0.74
Tracking Error	-	-	4.95
Information Ratio	-	-	1.14
Up Capture Ratio	-	-	132.11
Down Capture Ratio	-	-	118.62

Portfolio Metrics

	Fund	Bmark	Cat
Price/Earnings Ratio	22.70	20.19	21.45
Price/Book Ratio	3.90	2.52	2.79
Avg Eff Duration	6.45	-	8.29

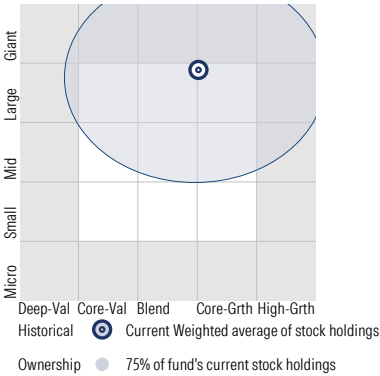
American Funds 2070 Trgt Date Retire R6 RFBFX

Morningstar Category
Target-Date 2065+

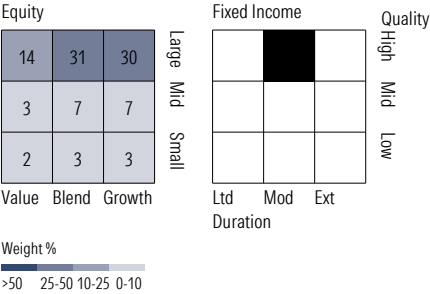
Morningstar Index
Morningstar Mod Tgt Risk TR USD

Style Analysis as of 06-30-2025

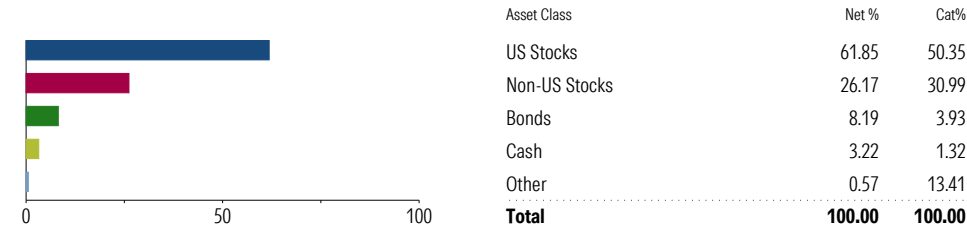
Morningstar Style Box™



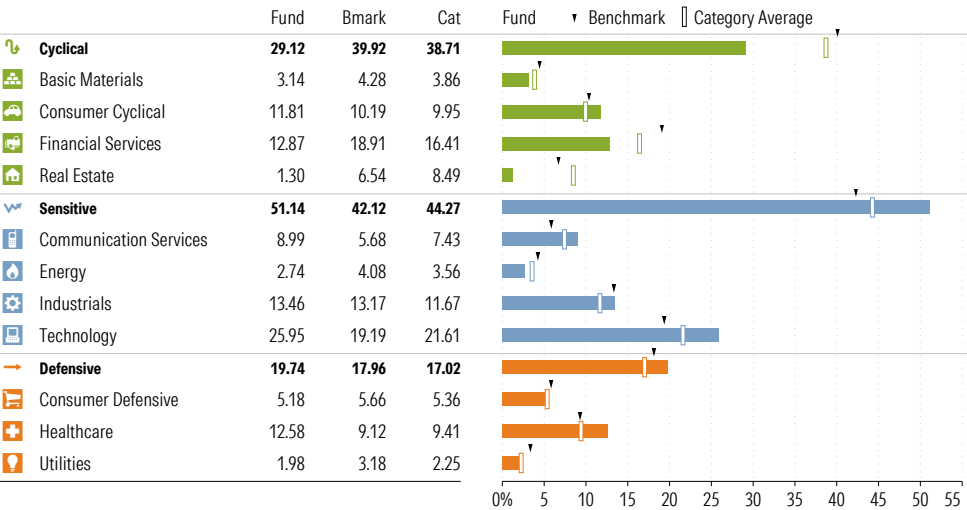
Style Breakdown



Asset Allocation as of 06-30-2025



Sector Weighting as of 06-30-2025



Top 10 Holdings as of 06-30-2025

Name	Maturity Date	% Net Asset	Cumulative %	YTD Return %	Morningstar Sector
⊕ American Funds New Perspective R6	-	10.00	10.00	-	-
⊕ American Funds SMALLCAP World R6	-	10.00	19.99	-	-
⊕ American Funds Fundamental Invs R6	-	8.98	28.97	-	-
⊕ American Funds Washington Mutual R6	-	8.03	37.00	-	-
⊕ American Funds New World R6	-	8.00	44.99	-	-
⊕ American Funds Capital World Gr&Inc R6	-	7.96	52.95	-	-
⊕ American Funds AMCAP R6	-	7.00	59.95	-	-
⊕ American Funds Growth Fund of Amer R6	-	7.00	66.95	-	-
⊕ American Funds Invmt Co of Amer R6	-	6.99	73.94	-	-
⊕ American Funds American Balanced R6	-	5.98	79.92	-	-

Total Holdings 17

⊕ Increase ⊖ Decrease ✱ New to Portfolio

American Funds Intl Gr and Inc R6 RIGGX

Morningstar Category Foreign Large Blend
Morningstar Index MSCI ACWI Ex USA NR USD

Portfolio Manager(s)

Steven Watson since 10-2008
Andrew Suzman since 10-2008
Patrice Collette since 09-2010
Leo Hee since 07-2015
Michael Cohen since 07-2018
Lisa Thompson since 09-2018
Barbara Burtin since 09-2024
Bobby Chada since 09-2024

Quantitative Screens

- Performance: The fund has finished in the Foreign Large Blend category's top three quartiles in 9 of the 10 years it's been in existence.
- Management: The fund's management has been in place for 16.76 years.
- Style: The fund has landed in its primary style box — Large Blend — 100 % of the time over the past three years.
- Net Expense: The fund's expense ratio of 0.54 is 33.33% lower than the Foreign Large Blend category average.

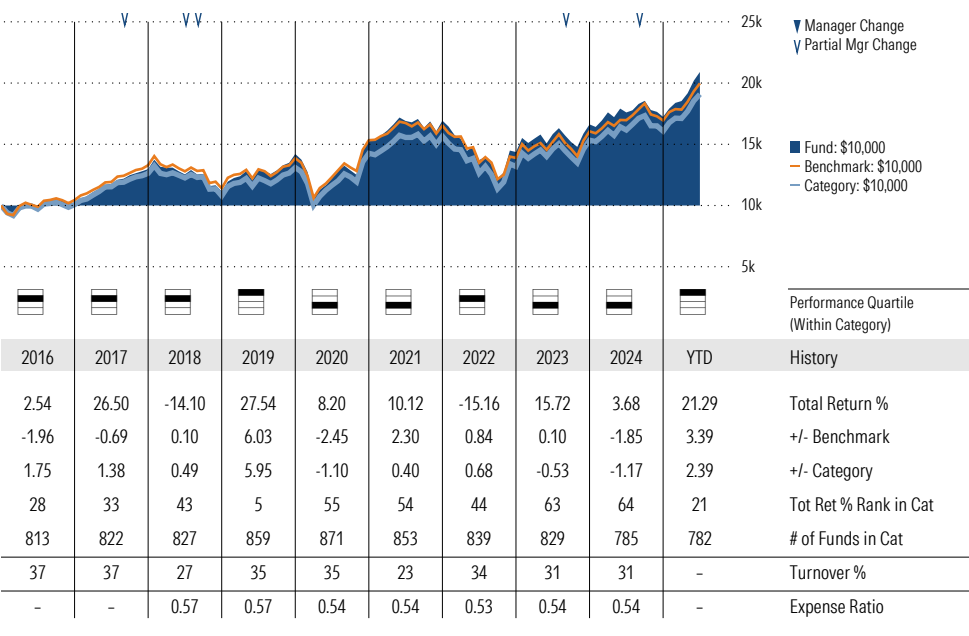
Morningstar Investment Management LLC Analysis

This fund passes all of Morningstar Investment Management's quantitative screens. Morningstar Investment Management has also assessed the fund from a qualitative perspective and, as a fiduciary, is comfortable recommending the fund's use in retirement plans.

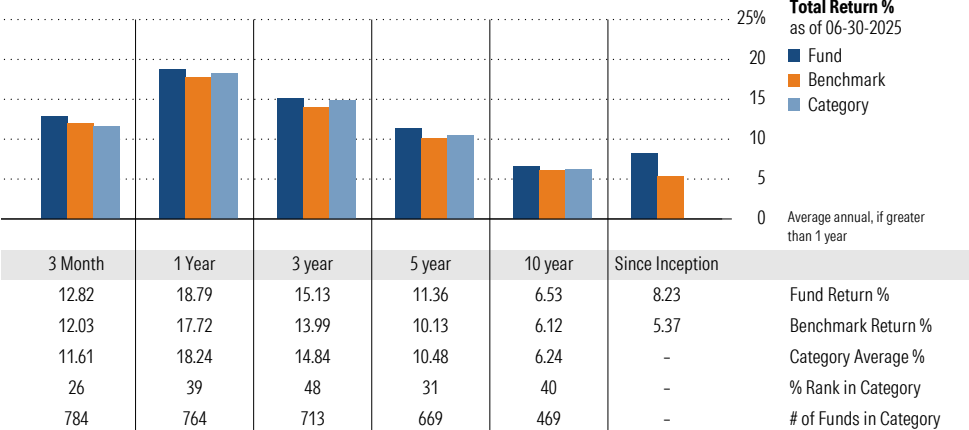
ESG Metrics

Metric	Rating	Updated
Sustainability Rating	3	05-31-2025
Carbon Risk Score	Low Risk	12-31-2022
ESG Commitment	1-Low	02-15-2022

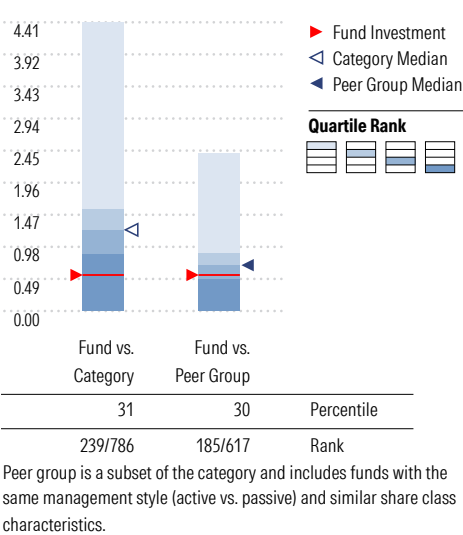
Growth of \$10,000



Trailing Performance



Net Expense



3-Year Risk Metrics

	Fund	Bmark	Cat
Alpha	1.25	-	0.55
Beta	0.98	-	1.02
R-Squared	94.88	-	92.02
Standard Deviation	15.10	14.96	15.88
Sharpe Ratio	0.69	0.63	0.65
Tracking Error	3.42	-	4.43
Information Ratio	0.33	-	0.19
Up Capture Ratio	102.03	-	105.71
Down Capture Ratio	97.11	-	105.97

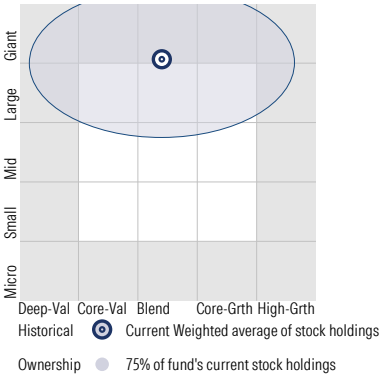
Portfolio Metrics

	Fund	Bmark	Cat
Price/Earnings Ratio	15.50	16.35	16.81
Price/Book Ratio	1.75	1.91	1.99
Geom Avg Mkt Cap \$B	53.24	57.95	65.68
ROE	17.71	17.20	18.02

American Funds Intl Gr and Inc R6 RIGGX

Morningstar Category Foreign Large Blend
Morningstar Index MSCI ACWI Ex USA NR USD

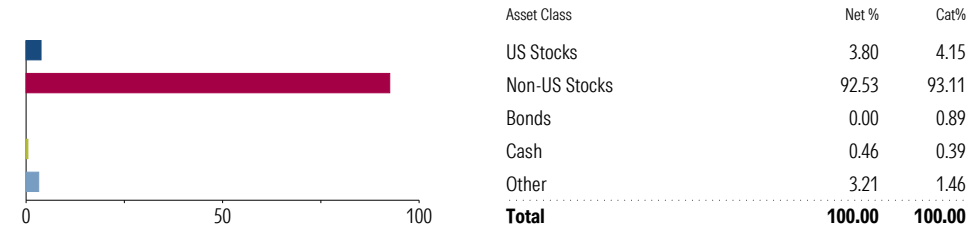
Style Analysis as of 06-30-2025
Morningstar Style Box™



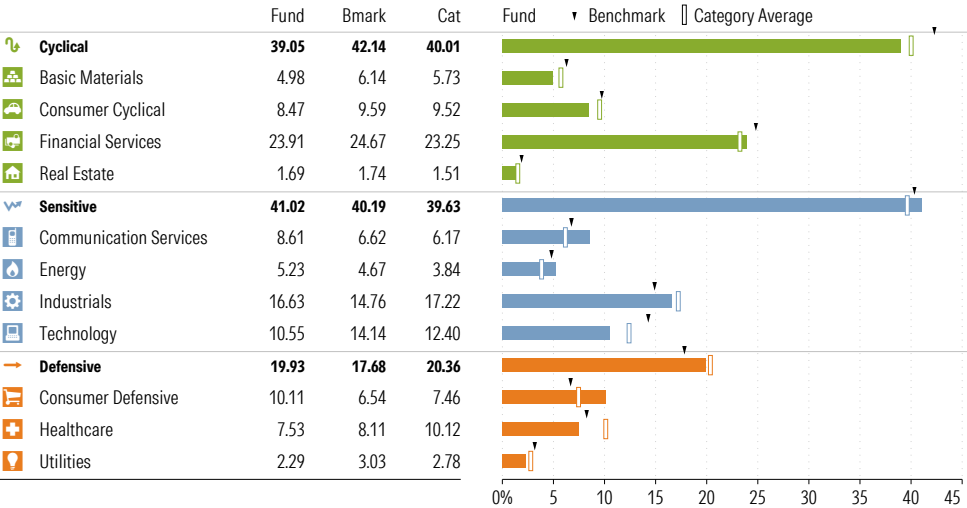
Style Breakdown




Asset Allocation as of 06-30-2025



Sector Weighting as of 06-30-2025



World Regions % Equity 06-30-2025



Top 10 Holdings as of 06-30-2025

Name	% Net Asset	Cumulative %	YTD Return %	Morningstar Sector
⊖ Taiwan Semiconductor Manufacturing Co Ltd	3.13	3.13	-	Technology
⊖ Capital Group Central Cash M	2.98	6.11	-	-
⊖ BAE Systems PLC	2.27	8.37	-	Industrials
⊖ TotalEnergies SE	2.05	10.42	-	Energy
⊕ Sanofi SA	2.03	12.45	-	Healthcare
⊕ AstraZeneca PLC	1.65	14.10	-	Healthcare
⊖ British American Tobacco PLC	1.56	15.66	-	Consumer Defensive
⊖ ASML Holding NV	1.45	17.11	-	Technology
⊕ UniCredit SpA	1.25	18.36	-	Financial Services
⊖ AXA SA	1.23	19.59	-	Financial Services

Total Holdings 271

⊕ Increase ⊖ Decrease ✨ New to Portfolio

Baird Aggregate Bond Inst BAGIX

Morningstar Category
Intermediate Core Bond

Morningstar Index
Bloomberg US Agg Bond TR USD

Portfolio Manager(s)

M. Sharon deGuzman since 09-2000
Mary Ellen Stanek since 09-2000
Warren Pierson since 09-2000
Charles Groeschell since 09-2000
Meghan Dean since 05-2019
Jay Schwister since 05-2019
Jeffrey Schrom since 05-2019
Patrick Brown since 05-2021
Abhishek Pulakanti since 05-2022
Andrew O'Connell since 05-2022

Quantitative Screens

- ✔ Performance: The fund has finished in the Intermediate Core Bond category's top three quartiles in 10 of the 10 years it's been in existence.
- ✔ Management: The fund's management has been in place for 24.77 years.

Style Consistency is not calculated for Fixed Income funds.

- ✔ Net Expense: The fund's expense ratio of 0.3 is 40% lower than the Intermediate Core Bond category average.

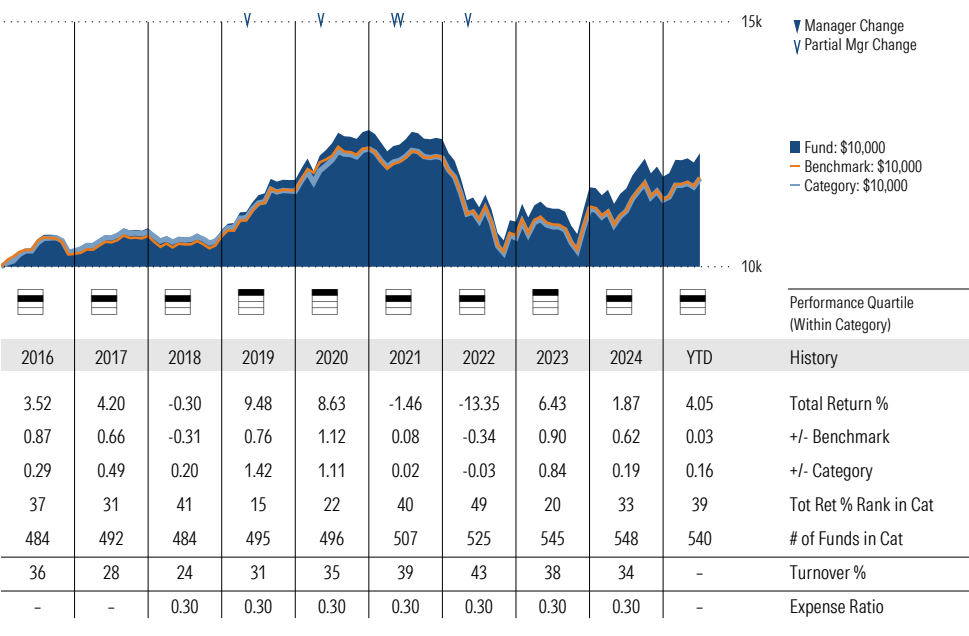
Morningstar Investment Management LLC Analysis

This fund passes all of Morningstar Investment Management's quantitative screens. Morningstar Investment Management has also assessed the fund from a qualitative perspective and, as a fiduciary, is comfortable recommending the fund's use in retirement plans.

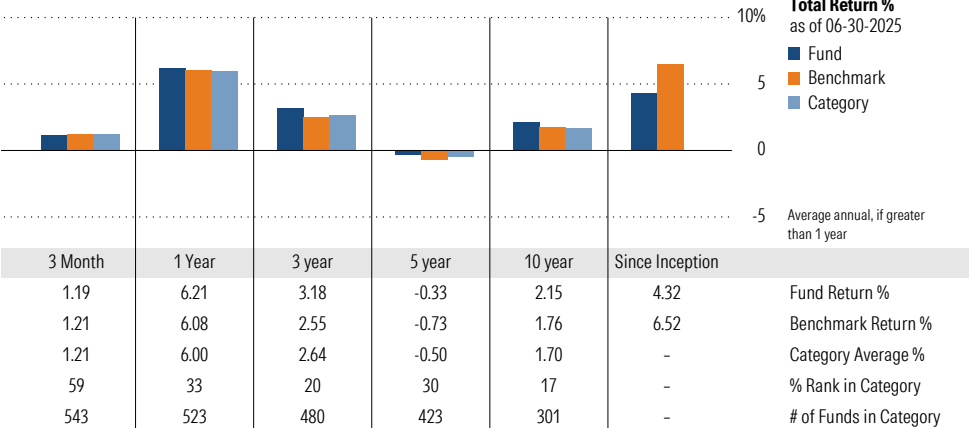
ESG Metrics

Metric	Rating	Updated
Sustainability Rating	4	05-31-2025
ESG Commitment	1-Low	02-15-2022

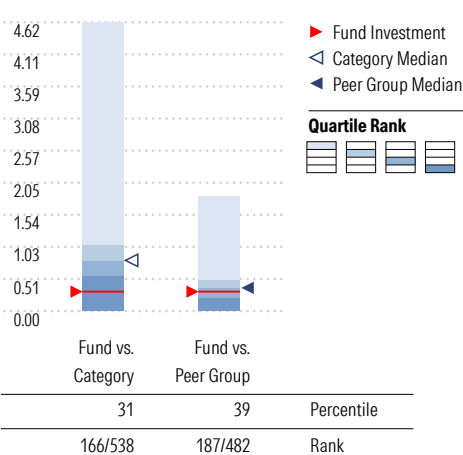
Growth of \$10,000



Trailing Performance



Net Expense



Peer group is a subset of the category and includes funds with the same management style (active vs. passive) and similar share class characteristics.

3-Year Risk Metrics

	Fund	Bmark	Cat
Alpha	0.60	-	0.08
Beta	1.01	-	0.98
R-Squared	99.70	-	98.46
Standard Deviation	7.36	7.30	7.25
Sharpe Ratio	-0.19	-0.28	-0.27
Tracking Error	0.41	-	0.84
Information Ratio	1.55	-	-0.03
Up Capture Ratio	102.44	-	98.39
Down Capture Ratio	96.29	-	97.58

Portfolio Metrics

	Fund	Bmark	Cat
Avg Eff Duration	6.09	4.43	5.70
Avg Eff Maturity	8.13	-	8.66

Baird Aggregate Bond Inst BAGIX

Morningstar Category
Intermediate Core Bond

Morningstar Index
Bloomberg US Agg Bond TR USD

Style Analysis as of 06-30-2025

Style Breakdown



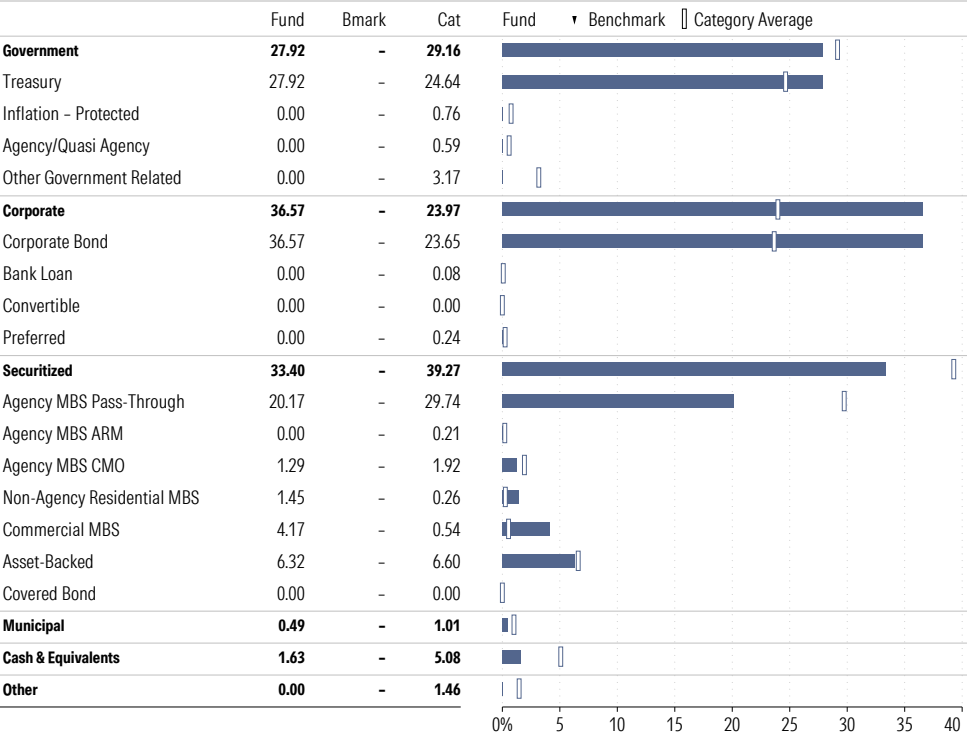
Asset Allocation as of 06-30-2025



Credit Rating Breakdown

	Fund	Bmark	Cat
AAA	62.90	3.53	16.42
AA	3.20	74.59	47.36
A	13.00	10.82	22.38
BBB	20.70	8.32	11.54
BB	0.20	0.28	0.68
B	0.00	0.00	0.29
Below B	0.00	0.00	0.07
Not Rated	0.00	2.46	1.25

Sector Weighting as of 06-30-2025



Top 10 Holdings as of 06-30-2025

Name	Maturity Date	% Net Asset	Cumulative %	Fixed Income Sector
United States Treasury Notes 4.25%	01-2028	2.56	2.56	-
⊕ United States Treasury Notes 1.88%	02-2032	1.69	4.24	-
United States Treasury Bonds 3.88%	05-2043	1.63	5.87	-
⊖ First American Government Obligs U	02-2030	1.57	7.44	-
United States Treasury Bonds 2.88%	05-2043	1.53	8.97	-
United States Treasury Bonds 2.38%	02-2042	1.49	10.46	-
United States Treasury Bonds 3.38%	08-2042	1.32	11.79	-
⊖ United States Treasury Bonds 2.88%	05-2052	1.31	13.09	-
United States Treasury Notes 3.88%	11-2027	1.29	14.39	-
United States Treasury Notes 2.38%	03-2029	1.17	15.56	-

Total Holdings 1931

⊕ Increase ⊖ Decrease ✱ New to Portfolio

Vanguard 500 Index Admiral VFIAX

Morningstar Category
Large Blend
Morningstar Index
S&P 500 TR USD

Portfolio Manager(s)

Michelle Louie since 11-2017
Nick Birkett since 08-2023
Aur lie Denis since 02-2025

Quantitative Screens

- Performance: The fund has finished in the Large Blend category's top three quartiles in 10 of the 10 years it's been in existence.
- Management: The fund's management has been in place for 7.59 years.
- Style: The fund has landed in its primary style box — Large Blend — 77.14 % of the time over the past three years.
- Net Expense: The fund's expense ratio of 0.04 is 94.37% lower than the Large Blend category average.

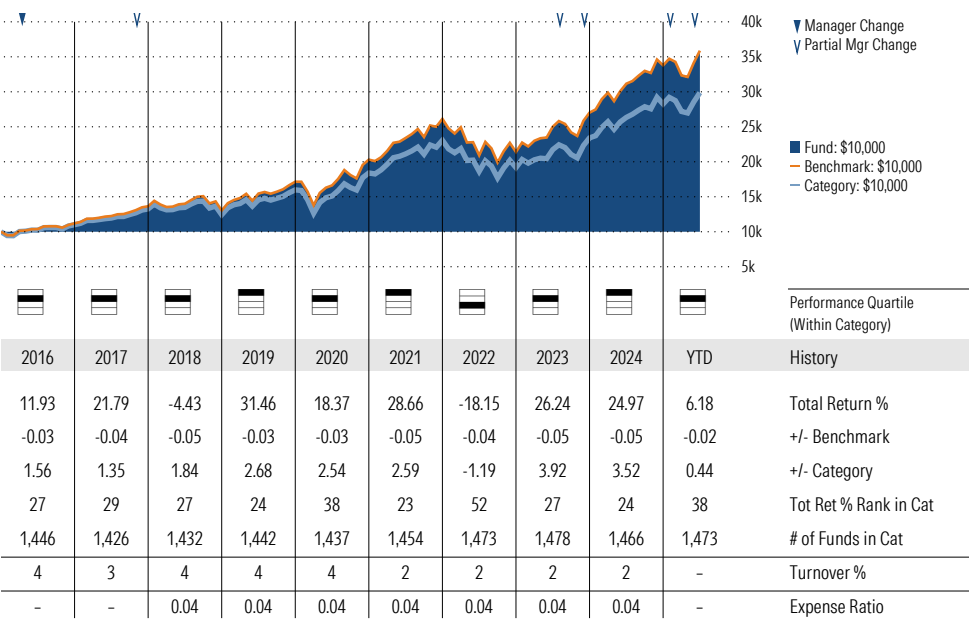
Morningstar Investment Management LLC Analysis

This fund passes all of Morningstar Investment Management's quantitative screens. Morningstar Investment Management has also assessed the fund from a qualitative perspective and, as a fiduciary, is comfortable recommending the fund's use in retirement plans.

ESG Metrics

Metric	Rating	Updated
Sustainability Rating	3	04-30-2025
Carbon Risk Score	Low Risk	12-31-2022
ESG Commitment	1-Low	02-15-2022

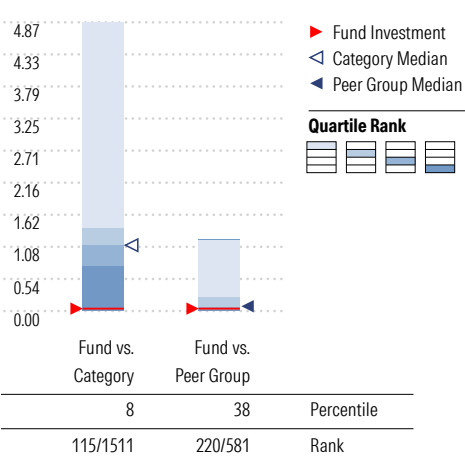
Growth of \$10,000



Trailing Performance



Net Expense



Peer group is a subset of the category and includes funds with the same management style (active vs. passive) and similar share class characteristics.

3-Year Risk Metrics

	Fund	Bmark	Cat
Alpha	-0.04	-	-1.12
Beta	1.00	-	0.98
R-Squared	100.00	-	94.55
Standard Deviation	15.80	15.80	15.86
Sharpe Ratio	0.92	0.92	0.82
Tracking Error	0.00	-	3.21
Information Ratio	-14.41	-	-1.48
Up Capture Ratio	99.92	-	95.68
Down Capture Ratio	100.09	-	101.04

Portfolio Metrics

	Fund	Bmark	Cat
Price/Earnings Ratio	25.50	26.71	26.89
Price/Book Ratio	4.68	4.89	5.30
Geom Avg Mkt Cap \$B	349.94	379.44	435.89
ROE	34.10	34.44	34.20

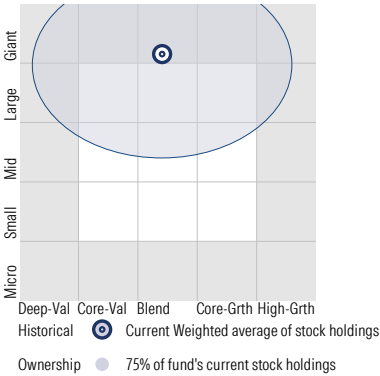
Vanguard 500 Index Admiral VFIAX

Morningstar Category
Large Blend

Morningstar Index
S&P 500 TR USD

Style Analysis as of 06-30-2025

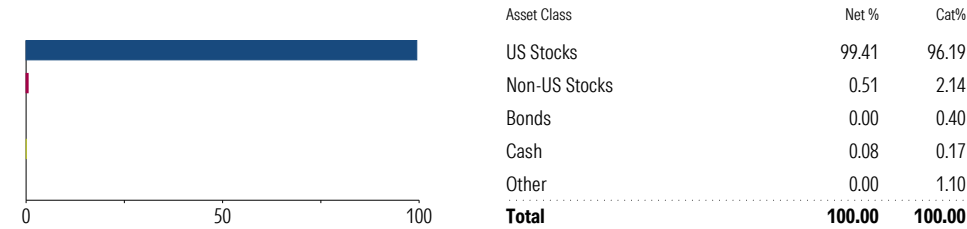
Morningstar Style Box™



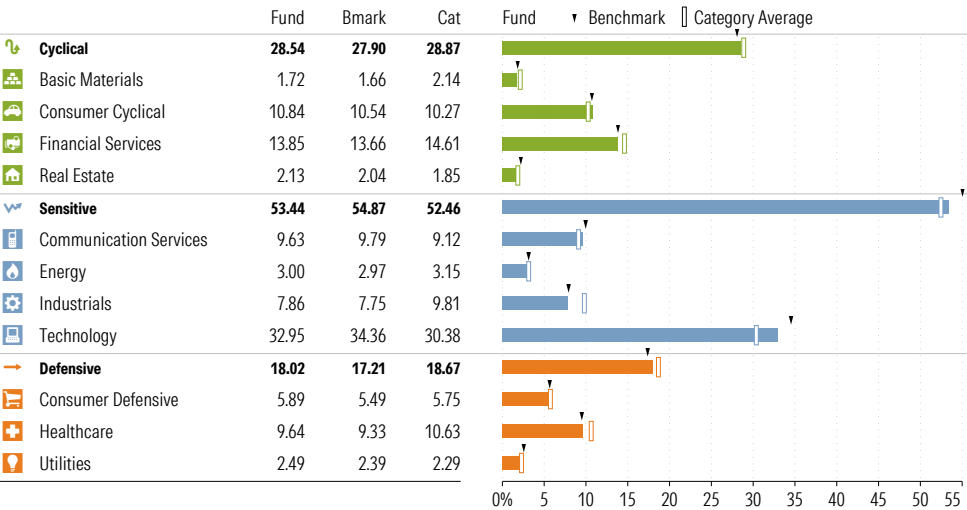
Style Breakdown



Asset Allocation as of 06-30-2025



Sector Weighting as of 06-30-2025



Top 15 Holdings as of 06-30-2025

Name	% Net Asset	Cumulative %	YTD Return %	Morningstar Sector
⊕ Microsoft Corp	6.83	6.83	18.40	Technology
⊕ NVIDIA Corp	6.60	13.42	17.66	Technology
⊕ Apple Inc	6.02	19.44	-17.87	Technology
⊕ Amazon.com Inc	3.86	23.30	0.00	Consumer Cyclical
⊕ Meta Platforms Inc Class A	2.83	26.13	26.24	Communication Svc
⊕ Broadcom Inc	2.26	28.39	19.41	Technology
⊕ Alphabet Inc Class A	2.00	30.39	-6.69	Communication Svc
⊕ Tesla Inc	1.93	32.32	-21.34	Consumer Cyclical
⊕ Berkshire Hathaway Inc Class B	1.84	34.16	7.17	Financial Services
⊕ Alphabet Inc Class C	1.63	35.79	-6.64	Communication Svc
⊕ JPMorgan Chase & Co	1.45	37.24	22.05	Financial Services
⊕ Visa Inc Class A	1.25	38.49	12.72	Financial Services
⊕ Eli Lilly and Co	1.16	39.65	1.36	Healthcare
⊕ Netflix Inc	1.03	40.68	50.24	Communication Svc
⊕ Mastercard Inc Class A	0.95	41.63	7.01	Financial Services

Total Holdings 509

⊕ Increase ⊖ Decrease ✨ New to Portfolio

Vanguard Mid Cap Index Admiral VIMAX

Morningstar Category
Mid-Cap Blend
Morningstar Index
Russell Mid Cap TR USD

Portfolio Manager(s)

Aaron Choi since 08-2023
Kenny Narzikul since 02-2025

Quantitative Screens

- Performance: The fund has finished in the Mid-Cap Blend category's top three quartiles in 9 of the 10 years it's been in existence.
- Management: The fund's management team has been in place for less than three years.
- Style: The fund has landed in its primary style box — Mid-Cap Blend — 100 % of the time over the past three years.
- Net Expense: The fund's expense ratio of 0.05 is 93.83% lower than the Mid-Cap Blend category average.

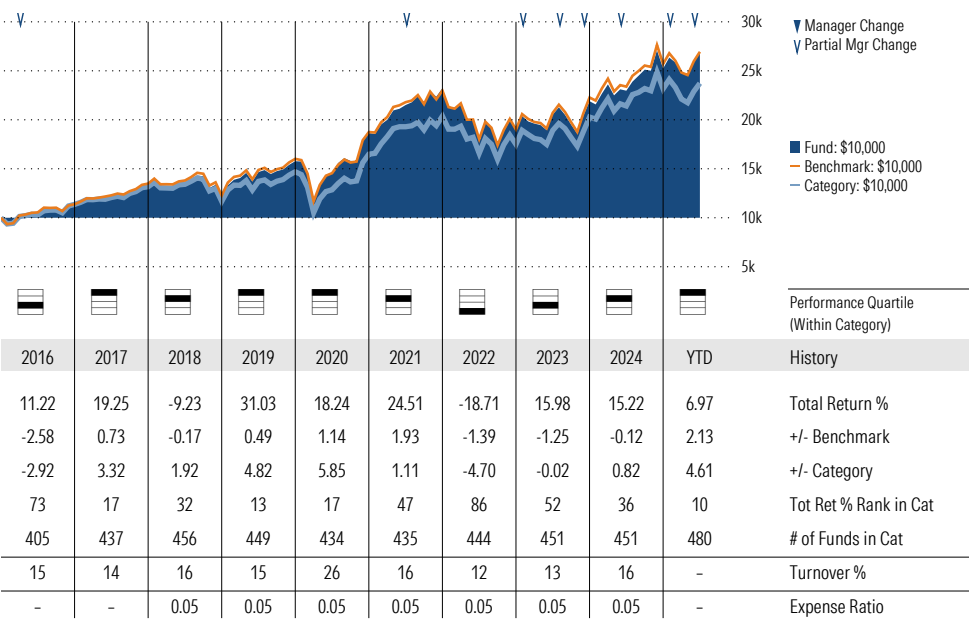
Morningstar Investment Management LLC Analysis

This fund fails the manager tenure screen due to the retirement of a long-serving manager. Since this is a team-managed index fund, we are not concerned about the change.

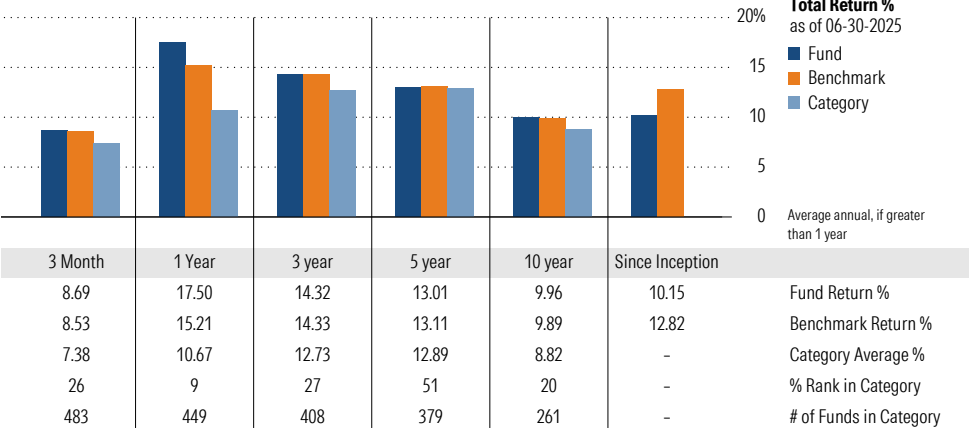
ESG Metrics

Metric	Rating	Updated
Sustainability Rating	4	05-31-2025
Carbon Risk Score	Medium Risk	12-31-2022
ESG Commitment	1-Low	02-15-2022

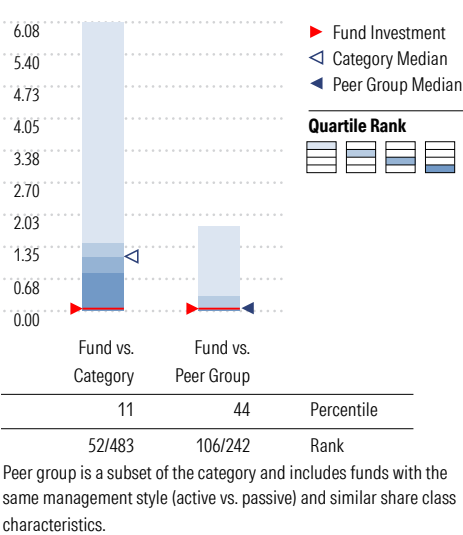
Growth of \$10,000



Trailing Performance



Net Expense



3-Year Risk Metrics

	Fund	Bmark	Cat
Alpha	0.38	-	-1.45
Beta	0.97	-	0.99
R-Squared	99.57	-	94.26
Standard Deviation	18.15	18.71	19.04
Sharpe Ratio	0.56	0.55	0.46
Tracking Error	1.34	-	4.55
Information Ratio	-0.01	-	-0.56
Up Capture Ratio	97.31	-	97.03
Down Capture Ratio	95.87	-	103.16

Portfolio Metrics

	Fund	Bmark	Cat
Price/Earnings Ratio	22.68	22.01	21.02
Price/Book Ratio	3.04	2.83	2.97
Geom Avg Mkt Cap \$B	36.12	22.35	15.34
ROE	20.28	18.15	20.02

Vanguard Mid Cap Index Admiral VIMAX

Morningstar Category

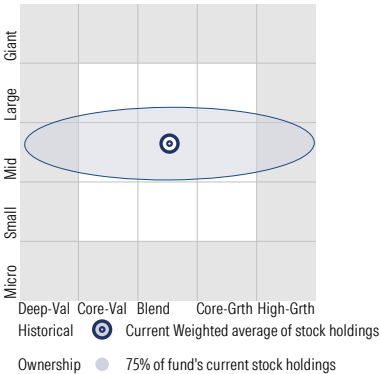
Mid-Cap Blend

Morningstar Index


Russell Mid Cap TR USD

Style Analysis as of 06-30-2025

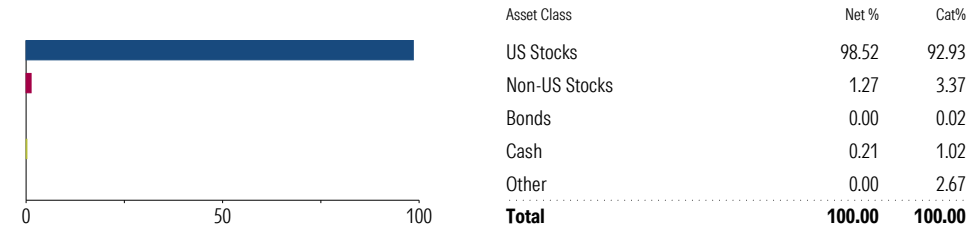
Morningstar Style Box™



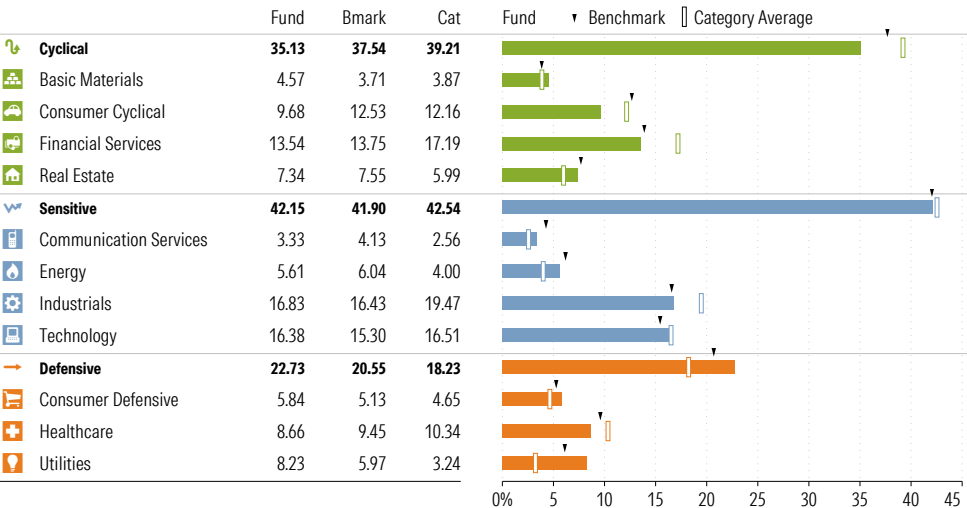
Style Breakdown



Asset Allocation as of 06-30-2025



Sector Weighting as of 06-30-2025



Top 15 Holdings as of 06-30-2025

Name	% Net Asset	Cumulative %	YTD Return %	Morningstar Sector
⊕ Amphenol Corp Class A	1.29	1.29	42.66	Technology
⊕ Constellation Energy Corp	1.14	2.44	-	Utilities
⊕ Arthur J. Gallagher & Co	1.05	3.49	13.24	Financial Services
⊕ TransDigm Group Inc	0.93	4.41	19.99	Industrials
⊕ Motorola Solutions Inc	0.82	5.24	-8.57	Technology
⊕ Howmet Aerospace Inc	0.82	6.05	70.37	Industrials
⊕ DoorDash Inc Ordinary Shares - Class A	0.81	6.86	46.95	Consumer Cyclical
⊕ Royal Caribbean Group	0.74	7.60	36.39	Consumer Cyclical
⊕ CRH PLC	0.73	8.33	0.02	Basic Materials
⊕ Newmont Corp	0.70	9.03	57.87	Basic Materials
⊕ Carrier Global Corp Ordinary Shares	0.69	9.73	7.55	Industrials
⊕ Digital Realty Trust Inc	0.68	10.41	-0.32	Real Estate
⊕ Allstate Corp	0.66	11.07	5.46	Financial Services
⊕ Vistra Corp	0.65	11.72	40.90	Utilities
⊕ Axon Enterprise Inc	0.64	12.36	39.31	Industrials

Total Holdings 309

⊕ Increase ⊖ Decrease ✨ New to Portfolio