

# COMMUNITY HEALTH CARE ASSOCIATION

## Screens Summary (Data as of 09-30-2019)

Fund Removed from Approved List

Fund on Watch List

Name	Ticker	Asset Class	Trailing Performance and Risk				Management			Style		Expense				
			1 Yr	3 Yr	5 Yr	10 Yr	Pass/ Fail	Std Dev 3 Yr %	Beta 3 Yr %	Tenure	Pass/ Fail	Style Box	Pass/ Fail	Exp Ratio	Pass/ Fail	
<b>US Stock</b>																
Vanguard 500 Index Admiral	VFIAX	Large Blend Index	4.22	13.36	10.80	13.21		12.18	1.00	3.43				0.04		
<i>percentile rank</i>			34	19	14	9										
<i># of funds in category</i>			1,431	1,231	1,092	834										
Vanguard Growth Index Admiral	VIGAX	Large Growth	4.52	15.38	12.19	14.38		13.27	0.99	24.76				0.05		
<i>percentile rank</i>			25	41	36	23										
<i># of funds in category</i>			1,390	1,254	1,121	831										
Vanguard Value Index Adm	VVIAX	Large Value	3.54	11.45	9.33	12.08		12.24	0.99	24.76				0.05		
<i>percentile rank</i>			39	12	14	16										
<i># of funds in category</i>			1,220	1,093	947	701										
Vanguard Mid Cap Index Admiral	VIMAX	Mid-Cap Blend	3.65	10.67	9.20	13.05		13.30	0.99	21.38				0.05		
<i>percentile rank</i>			20	21	15	8										
<i># of funds in category</i>			426	368	307	227										
Vanguard Small Cap Growth Index Admiral	VSGAX	Small Growth	-2.03	12.29	9.75	—		16.07	0.91	14.76				0.07		
<i>percentile rank</i>			18	44	52	—										
<i># of funds in category</i>			664	585	521	401										
Vanguard Small Cap Value Index Admiral	VSIAX	Small Value	-5.48	7.33	7.60	—		16.12	0.90	3.43				0.07		
<i>percentile rank</i>			26	17	17	—										
<i># of funds in category</i>			420	384	341	235										
<b>Non-US Stock</b>																
JPMorgan Emerging Markets Equity R5	JEMOX	Diversified Emerging Mkts	11.36	10.25	—	—		14.78	1.01	14.09				0.89		
<i>percentile rank</i>			1	2	—	—										
<i># of funds in category</i>			838	701	569	244										
American Funds Europacific Growth R6	REGGX	Foreign Large Blend	1.14	7.38	5.02	6.07		12.26	1.05	18.34				0.49		
<i>percentile rank</i>			41	39	44	56										
<i># of funds in category</i>			467	396	340	250										
Vanguard Developed Markets Index Admiral	VTMGX	Foreign Large Blend Index	-2.08	6.28	3.62	5.07		11.44	0.99	6.61				0.07		
<i>percentile rank</i>			52	33	23	28										
<i># of funds in category</i>			727	614	492	372										
<b>Alternative</b>																
Vanguard Real Estate Index Admiral	VGSLX	Real Estate	19.89	7.06	9.94	12.89		12.87	0.98	23.40		—		0.11		
<i>percentile rank</i>			28	50	36	35										
<i># of funds in category</i>			262	226	201	137										
<b>Fixed Income</b>																
BlackRock Inflation Protected Bond Instl	BPRIX	Inflation-Protected Bond	6.15	1.85	1.84	3.03		3.20	0.97	2.62		—	—	0.50		
<i>percentile rank</i>			46	56	56	48										
<i># of funds in category</i>			225	194	165	108										

# COMMUNITY HEALTH CARE ASSOCIATION

## Screens Summary (Data as of 09-30-2019)

⊖ Fund Removed from Approved List    ⚠ Fund on Watch List

Name	Ticker	Asset Class	Trailing Performance and Risk				Management			Style		Expense			
			1 Yr	3 Yr	5 Yr	10 Yr	Pass/ Fail	Std Dev 3 Yr %	Beta 3 Yr %	Tenure	Pass/ Fail	Style Box	Pass/ Fail	Exp Ratio	Pass/ Fail
Vanguard Interm-Term Bond Index Adm	VBILX	Intermediate-Term Bond	12.43	3.10	3.93	4.78	✔	4.07	1.20	11.44	✔	☒	—	0.07	✔
<i>percentile rank</i>			1	19	1	5									
<i># of funds in category</i>			403	356	312	238									
PIMCO Income I2	PONPX	Multisector Bond	6.05	5.18	5.01	8.78	✔	1.90	0.20	12.51	✔	—	—	1.15	✔
<i>percentile rank</i>			59	17	10	1									
<i># of funds in category</i>			326	293	238	122									
Federated Government Ultrashrt Dur Instl	FGUSX	Ultrashort Bond	2.33	1.59	1.03	0.76	⊕	0.28	0.02	22.24	✔	—	—	0.26	✔
<i>percentile rank</i>			83	80	83	78									
<i># of funds in category</i>			198	154	133	61									











Target Date															
Vanguard Target Retirement 2015 Inv	VTXVX	Target Date	6.08	6.18	5.33	7.26	✔	4.71	0.90	6.61	✔	—	✔	0.13	✔
<i>percentile rank</i>			21	42	34	29									
<i># of funds in category</i>			129	95	68	47									
Vanguard Target Retirement 2020 Inv	VTWNX	Target Date	5.29	7.08	5.97	7.96	✔	6.10	1.04	6.61	✔	—	✔	0.13	✔
<i>percentile rank</i>			38	17	5	9									
<i># of funds in category</i>			246	205	158	99									
Vanguard Target Retirement 2025 Inv	VTTVX	Target Date	4.89	7.77	6.39	8.48	✔	7.13	1.06	6.61	✔	—	✔	0.13	✔
<i>percentile rank</i>			39	18	8	11									
<i># of funds in category</i>			232	191	147	81									
Vanguard Target Retirement 2030 Inv	VTHRX	Target Date	4.15	8.29	6.67	8.92	✔	7.98	1.02	6.61	✔	—	✔	0.14	✔
<i>percentile rank</i>			44	31	21	16									
<i># of funds in category</i>			241	201	154	95									
Vanguard Target Retirement 2035 Inv	VTTX	Target Date	3.37	8.78	6.92	9.35	✔	8.83	0.98	6.61	✔	—	✔	0.14	✔
<i>percentile rank</i>			46	32	27	15									
<i># of funds in category</i>			229	188	144	78									
Vanguard Target Retirement 2040 Inv	VFORX	Target Date	2.63	9.28	7.15	9.61	✔	9.71	0.98	6.61	✔	—	✔	0.14	✔
<i>percentile rank</i>			46	24	26	16									
<i># of funds in category</i>			241	201	154	95									
Vanguard Target Retirement 2045 Inv	VTIVX	Target Date	2.06	9.41	7.23	9.66	✔	10.32	1.00	6.61	✔	—	✔	0.15	✔
<i>percentile rank</i>			52	28	26	18									
<i># of funds in category</i>			229	188	144	77									
Vanguard Target Retirement 2050 Inv	VFIFX	Target Date	2.07	9.42	7.24	9.65	✔	10.34	0.99	6.61	✔	—	✔	0.15	✔
<i>percentile rank</i>			45	35	27	20									
<i># of funds in category</i>			241	201	154	77									
Vanguard Target Retirement 2055 Inv	VFFVX	Target Date	2.09	9.41	7.21	—	✔	10.31	0.98	6.61	✔	—	✔	0.15	✔
<i>percentile rank</i>			43	37	31	—									
<i># of funds in category</i>			229	186	138	13									
Vanguard Target Retirement 2060 Inv	VTTX	Target Date	2.07	9.41	7.20	—	✔	10.33	0.98	6.61	✔	—	✔	0.15	✔
<i>percentile rank</i>			44	48	60	—									
<i># of funds in category</i>			216	133	30	—									
Vanguard Target Retirement 2065 Inv	VLXVX	Target Date	2.09	—	—	—	—	—	—	2.22	⊕	—	✔	0.15	✔
<i>percentile rank</i>			41	—	—	—									
<i># of funds in category</i>			216	133	30	—									

# COMMUNITY HEALTH CARE ASSOCIATION

## Screens Summary (Data as of 09-30-2019)

 Fund Removed from Approved List

 Fund on Watch List

Name	Ticker	Asset Class	Trailing Performance and Risk							Management		Style		Expense	
			1 Yr	3 Yr	5 Yr	10 Yr	Pass/ Fail	Std Dev 3 Yr %	Beta 3 Yr %	Tenure	Pass/ Fail	Style Box	Pass/ Fail	Exp Ratio	Pass/ Fail
Vanguard Target Retirement Income Inv	VTINX	Target Date	6.75	5.10	4.57	5.76		3.72	0.86	6.61		—		0.12	
<i>percentile rank</i>			<i>21</i>	<i>39</i>	<i>23</i>	<i>34</i>									
<i># of funds in category</i>			<i>191</i>	<i>160</i>	<i>127</i>	<i>95</i>									
<b>Balanced</b>															
 BlackRock Global Allocation Instl	MALOX	World Allocation	2.77	5.28	3.69	5.53		6.86	0.96	15.76				0.80	
<i>percentile rank</i>			<i>45</i>	<i>53</i>	<i>49</i>	<i>68</i>									
<i># of funds in category</i>			<i>450</i>	<i>376</i>	<i>309</i>	<i>183</i>									