

# HERO PLUS PROGRAM

## Screens Summary (Data as of 09-30-2019)











⊖ Fund Removed from Approved List    ⚠ Fund on Watch List

Name	Ticker	Asset Class	Trailing Performance and Risk				Management			Style		Expense				
			1 Yr	3 Yr	5 Yr	10 Yr	Pass/ Fail	Std Dev 3 Yr %	Beta 3 Yr %	Tenure	Pass/ Fail	Style Box	Pass/ Fail	Exp Ratio	Pass/ Fail	
<b>US Stock</b>																
Vanguard 500 Index Admiral	VFIAX	Large Blend Index	4.22	13.36	10.80	13.21	✔	12.18	1.00	3.43	✔	☐	✔	0.04	✔	
<i>percentile rank</i>			34	19	14	9										
<i># of funds in category</i>			1,431	1,231	1,092	834										
Vanguard Growth Index Admiral	VIGAX	Large Growth	4.52	15.38	12.19	14.38	✔	13.27	0.99	24.76	✔	☐	✔	0.05	✔	
<i>percentile rank</i>			25	41	36	23										
<i># of funds in category</i>			1,390	1,254	1,121	831										
Vanguard Value Index Adm	VVIAX	Large Value	3.54	11.45	9.33	12.08	✔	12.24	0.99	24.76	✔	☐	✔	0.05	✔	
<i>percentile rank</i>			39	12	14	16										
<i># of funds in category</i>			1,220	1,093	947	701										
Vanguard Mid Cap Index Admiral	VIMAX	Mid-Cap Blend	3.65	10.67	9.20	13.05	✔	13.30	0.99	21.38	✔	☐	✔	0.05	✔	
<i>percentile rank</i>			20	21	15	8										
<i># of funds in category</i>			426	368	307	227										
Vanguard Small Cap Growth Index Admiral	VSGAX	Small Growth	-2.03	12.29	9.75	—	✔	16.07	0.91	14.76	✔	☐	✖	0.07	✔	
<i>percentile rank</i>			18	44	52	—										
<i># of funds in category</i>			664	585	521	401										
Vanguard Small Cap Value Index Admiral	VSIAX	Small Value	-5.48	7.33	7.60	—	✔	16.12	0.90	3.43	✔	☐	✖	0.07	✔	
<i>percentile rank</i>			26	17	17	—										
<i># of funds in category</i>			420	384	341	235										
<b>Non-US Stock</b>																
JPMorgan Emerging Markets Equity R5	JEMOX	Diversified Emerging Mkts	11.36	10.25	—	—	✔	14.78	1.01	14.09	✔	☐	✔	0.89	✔	
<i>percentile rank</i>			1	2	—	—										
<i># of funds in category</i>			838	701	569	244										
American Funds Europacific Growth R6	REGGX	Foreign Large Blend	1.14	7.38	5.02	6.07	✔	12.26	1.05	18.34	✔	☐	✔	0.49	✔	
<i>percentile rank</i>			41	39	44	56										
<i># of funds in category</i>			467	396	340	250										
Vanguard Developed Markets Index Admiral	VTMGX	Foreign Large Blend Index	-2.08	6.28	3.62	5.07	✔	11.44	0.99	6.61	✔	☐	✔	0.07	✔	
<i>percentile rank</i>			52	33	23	28										
<i># of funds in category</i>			727	614	492	372										
<b>Alternative</b>																
Vanguard Real Estate Index Admiral	VGSLX	Real Estate	19.89	7.06	9.94	12.89	✔	12.87	0.98	23.40	✔	—	✔	0.11	✔	
<i>percentile rank</i>			28	50	36	35										
<i># of funds in category</i>			262	226	201	137										
<b>Fixed Income</b>																
BlackRock Inflation Protected Bond Instl	BPRIX	Inflation-Protected Bond	6.15	1.85	1.84	3.03	✔	3.20	0.97	2.62	✖	—	—	0.50	✔	
<i>percentile rank</i>			46	56	56	48										
<i># of funds in category</i>			225	194	165	108										







# HERO PLUS PROGRAM

## Screens Summary (Data as of 09-30-2019)

 Fund Removed from Approved List
  Fund on Watch List

Name	Ticker	Asset Class	Trailing Performance and Risk				Management			Style		Expense			
			1 Yr	3 Yr	5 Yr	10 Yr	Pass/ Fail	Std Dev 3 Yr %	Beta 3 Yr %	Tenure	Pass/ Fail	Style Box	Pass/ Fail	Exp Ratio	Pass/ Fail
Vanguard Interm-Term Bond Index Adm	VBILX	Intermediate-Term Bond	12.43	3.10	3.93	4.78		4.07	1.20	11.44			—	0.07	
<i>percentile rank</i>			<i>1</i>	<i>19</i>	<i>1</i>	<i>5</i>									
<i># of funds in category</i>			<i>403</i>	<i>356</i>	<i>312</i>	<i>238</i>									
PIMCO Income I2	PONPX	Multisector Bond	6.05	5.18	5.01	8.78		1.90	0.20	12.51		—	—	1.15	
<i>percentile rank</i>			<i>59</i>	<i>17</i>	<i>10</i>	<i>1</i>									
<i># of funds in category</i>			<i>326</i>	<i>293</i>	<i>238</i>	<i>122</i>									
Federated Government Ultrashrt Dur Instl	FGUSX	Ultrashort Bond	2.33	1.59	1.03	0.76		0.28	0.02	22.24		—	—	0.26	
<i>percentile rank</i>			<i>83</i>	<i>80</i>	<i>83</i>	<i>78</i>									
<i># of funds in category</i>			<i>198</i>	<i>154</i>	<i>133</i>	<i>61</i>									

### Balanced

 BlackRock Global Allocation Instl	MALOX	World Allocation	2.77	5.28	3.69	5.53		6.86	0.96	15.76				0.80	
<i>percentile rank</i>			<i>45</i>	<i>53</i>	<i>49</i>	<i>68</i>									
<i># of funds in category</i>			<i>450</i>	<i>376</i>	<i>309</i>	<i>183</i>									