

# MIDMICHIGAN MEDICAL CENTER WEST

## Screens Summary (Data as of 09-30-2019)

⊖ Fund Removed from Approved List

⚠ Fund on Watch List

Name	Ticker	Asset Class	Trailing Performance and Risk				Management			Style		Expense				
			1 Yr	3 Yr	5 Yr	10 Yr	Pass/ Fail	Std Dev 3 Yr %	Beta 3 Yr %	Tenure	Pass/ Fail	Style Box	Pass/ Fail	Exp Ratio	Pass/ Fail	
<b>US Stock</b>																
Vanguard 500 Index Admiral	VFIAX	Large Blend Index	4.22	13.36	10.80	13.21	✔	12.18	1.00	3.43	✔	☐	✔	0.04	✔	
<i>percentile rank</i>			34	19	14	9										
<i># of funds in category</i>			1,431	1,231	1,092	834										
Fidelity® Contrafund®	FCNTX	Large Growth	-1.29	14.88	11.59	13.65	✔	13.82	1.01	29.05	✔	☐	✔	0.81	✔	
<i>percentile rank</i>			81	49	45	41										
<i># of funds in category</i>			1,390	1,254	1,121	831										
American Funds Washington Mutual R6	RWMGX	Large Value	6.14	13.19	10.09	13.08	✔	10.50	0.84	22.26	✔	☐	✔	0.29	✔	
<i>percentile rank</i>			19	23	36	15										
<i># of funds in category</i>			1,431	1,231	1,092	834										
Vanguard Mid Cap Index Admiral	VIMAX	Mid-Cap Blend	3.65	10.67	9.20	13.05	✔	13.30	0.99	21.38	✔	☐	✔	0.05	✔	
<i>percentile rank</i>			20	21	15	8										
<i># of funds in category</i>			426	368	307	227										
Carillon Eagle Small Cap Growth I	HSIIX	Small Growth	-11.63	8.84	8.11	12.19	✔	17.81	0.99	23.76	✔	☐	✔	0.75	✔	
<i>percentile rank</i>			78	76	74	56										
<i># of funds in category</i>			664	585	521	401										
Delaware Small Cap Value Instl	DEVIX	Small Value	-4.87	7.42	7.00	11.46	✔	17.91	0.99	22.43	✔	☐	✖	0.90	✔	
<i>percentile rank</i>			20	17	23	10										
<i># of funds in category</i>			420	384	341	235										
<b>Non-US Stock</b>																
JPMorgan Emerging Markets Equity R5	JEMOX	Diversified Emerging Mkts	11.36	10.25	-	-	✔	14.78	1.01	14.09	✔	☐	✔	0.89	✔	
<i>percentile rank</i>			1	2	-	-										
<i># of funds in category</i>			838	701	569	244										
American Funds Europacific Growth R6	REGGX	Foreign Large Blend	1.14	7.38	5.02	6.07	✔	12.26	1.05	18.34	✔	☐	✔	0.49	✔	
<i>percentile rank</i>			41	39	44	56										
<i># of funds in category</i>			467	396	340	250										
Vanguard Developed Markets Index Admiral	VTMGX	Foreign Large Blend Index	-2.08	6.28	3.62	5.07	✔	11.44	0.99	6.61	✔	☐	✔	0.07	✔	
<i>percentile rank</i>			52	33	23	28										
<i># of funds in category</i>			727	614	492	372										
<b>Alternative</b>																
Vanguard Real Estate Index Admiral	VGSLX	Real Estate	19.89	7.06	9.94	12.89	✔	12.87	0.98	23.40	✔	—	✔	0.11	✔	
<i>percentile rank</i>			28	50	36	35										
<i># of funds in category</i>			262	226	201	137										
<b>Fixed Income</b>																
BlackRock Inflation Protected Bond Instl	BPRIX	Inflation-Protected Bond	6.15	1.85	1.84	3.03	✔	3.20	0.97	2.62	✖	—	—	0.50	✔	
<i>percentile rank</i>			46	56	56	48										
<i># of funds in category</i>			225	194	165	108										

# MIDMICHIGAN MEDICAL CENTER WEST

## Screens Summary (Data as of 09-30-2019)

⊖ Fund Removed from Approved List    ⚠ Fund on Watch List


Name	Ticker	Asset Class	Trailing Performance and Risk				Management			Style		Expense			
			1 Yr	3 Yr	5 Yr	10 Yr	Pass/ Fail	Std Dev 3 Yr %	Beta 3 Yr %	Tenure	Pass/ Fail	Style Box	Pass/ Fail	Exp Ratio	Pass/ Fail
Baird Aggregate Bond Inst	BAGIX	Intermediate-Term Bond	10.69	3.31	3.73	4.72	✓	3.30	0.98	19.01	✓	☒	—	0.30	✓
<i>percentile rank</i>			8	11	6	5									
<i># of funds in category</i>			403	356	312	238									
PIMCO Income I2	PONPX	Multisector Bond	6.05	5.18	5.01	8.78	✓	1.90	0.20	12.51	✓	—	—	1.15	✓
<i>percentile rank</i>			59	17	10	1									
<i># of funds in category</i>			326	293	238	122									
Federated Government Ultrashrt Dur Instl	FGUSX	Ultrashort Bond	2.33	1.59	1.03	0.76	⊕	0.28	0.02	22.24	✓	—	—	0.26	✓
<i>percentile rank</i>			83	80	83	78									
<i># of funds in category</i>			198	154	133	61									

### Target Date











Vanguard Target Retirement 2015 Inv	VTXVX	Target Date	6.08	6.18	5.33	7.26	✓	4.71	0.90	6.61	✓	—	✓	0.13	✓
<i>percentile rank</i>			21	42	34	29									
<i># of funds in category</i>			129	95	68	47									
Vanguard Target Retirement 2020 Inv	VTWNX	Target Date	5.29	7.08	5.97	7.96	✓	6.10	1.04	6.61	✓	—	✓	0.13	✓
<i>percentile rank</i>			38	17	5	9									
<i># of funds in category</i>			246	205	158	99									
Vanguard Target Retirement 2025 Inv	VTTVX	Target Date	4.89	7.77	6.39	8.48	✓	7.13	1.06	6.61	✓	—	✓	0.13	✓
<i>percentile rank</i>			39	18	8	11									
<i># of funds in category</i>			232	191	147	81									
Vanguard Target Retirement 2030 Inv	VTHRX	Target Date	4.15	8.29	6.67	8.92	✓	7.98	1.02	6.61	✓	—	✓	0.14	✓
<i>percentile rank</i>			44	31	21	16									
<i># of funds in category</i>			241	201	154	95									
Vanguard Target Retirement 2035 Inv	VTHX	Target Date	3.37	8.78	6.92	9.35	✓	8.83	0.98	6.61	✓	—	✓	0.14	✓
<i>percentile rank</i>			46	32	27	15									
<i># of funds in category</i>			229	188	144	78									
Vanguard Target Retirement 2040 Inv	VFORX	Target Date	2.63	9.28	7.15	9.61	✓	9.71	0.98	6.61	✓	—	✓	0.14	✓
<i>percentile rank</i>			46	24	26	16									
<i># of funds in category</i>			241	201	154	95									
Vanguard Target Retirement 2045 Inv	VTIVX	Target Date	2.06	9.41	7.23	9.66	✓	10.32	1.00	6.61	✓	—	✓	0.15	✓
<i>percentile rank</i>			52	28	26	18									
<i># of funds in category</i>			229	188	144	77									
Vanguard Target Retirement 2050 Inv	VFIFX	Target Date	2.07	9.42	7.24	9.65	✓	10.34	0.99	6.61	✓	—	✓	0.15	✓
<i>percentile rank</i>			45	35	27	20									
<i># of funds in category</i>			241	201	154	77									
Vanguard Target Retirement 2055 Inv	VFFVX	Target Date	2.09	9.41	7.21	—	✓	10.31	0.98	6.61	✓	—	✓	0.15	✓
<i>percentile rank</i>			43	37	31	—									
<i># of funds in category</i>			229	186	138	13									
Vanguard Target Retirement 2060 Inv	VTTX	Target Date	2.07	9.41	7.20	—	✓	10.33	0.98	6.61	✓	—	✓	0.15	✓
<i>percentile rank</i>			44	48	60	—									
<i># of funds in category</i>			216	133	30	—									
Vanguard Target Retirement 2065 Inv	VLXVX	Target Date	2.09	—	—	—	—	—	—	2.22	⊕	—	✓	0.15	✓
<i>percentile rank</i>			41	—	—	—									
<i># of funds in category</i>			216	133	30	—									

# MIDMICHIGAN MEDICAL CENTER WEST

## Screens Summary (Data as of 09-30-2019)

 Fund Removed from Approved List

 Fund on Watch List

Name	Ticker	Asset Class	Trailing Performance and Risk							Management		Style		Expense	
			1 Yr	3 Yr	5 Yr	10 Yr	Pass/ Fail	Std Dev 3 Yr %	Beta 3 Yr %	Tenure	Pass/ Fail	Style Box	Pass/ Fail	Exp Ratio	Pass/ Fail
Vanguard Target Retirement Income Inv	VTINX	Target Date	6.75	5.10	4.57	5.76		3.72	0.86	6.61		—		0.12	
<i>percentile rank</i>			<i>21</i>	<i>39</i>	<i>23</i>	<i>34</i>									
<i># of funds in category</i>			<i>191</i>	<i>160</i>	<i>127</i>	<i>95</i>									
<b>Balanced</b>															
 BlackRock Global Allocation Instl	MALOX	World Allocation	2.77	5.28	3.69	5.53		6.86	0.96	15.76				0.80	
<i>percentile rank</i>			<i>45</i>	<i>53</i>	<i>49</i>	<i>68</i>									
<i># of funds in category</i>			<i>450</i>	<i>376</i>	<i>309</i>	<i>183</i>									