

# LE BERNARDIN INC 401K PLAN

## Screens Summary (Data as of 09-30-2019)











































⊖ Fund Removed from Approved List    ⚠ Fund on Watch List

Name	Ticker	Asset Class	Trailing Performance and Risk				Management			Style		Expense				
			1 Yr	3 Yr	5 Yr	10 Yr	Pass/ Fail	Std Dev 3 Yr %	Beta 3 Yr %	Tenure	Pass/ Fail	Style Box	Pass/ Fail	Exp Ratio	Pass/ Fail	
<b>US Stock</b>																
DFA US Core Equity 1 I <i>percentile rank</i> <i># of funds in category</i>	DFEOX	Large Blend	0.21 78 1,431	12.00 53 1,231	9.53 47 1,092	12.82 27 834	✔	13.63	1.10	7.59	✔	☒	✔	0.19	✔	
Vanguard 500 Index Admiral <i>percentile rank</i> <i># of funds in category</i>	VFIAX	Large Blend Index	4.22 34 1,431	13.36 19 1,231	10.80 14 1,092	13.21 9 834	✔	12.18	1.00	3.43	✔	☒	✔	0.04	✔	
American Funds Growth Fund of Amer R6 <i>percentile rank</i> <i># of funds in category</i>	RGAGX	Large Growth	-1.93 84 1,390	13.10 71 1,254	10.97 55 1,121	12.76 62 831	✔	13.03	0.95	25.93	✔	☒	✔	0.32	✔	
DFA US Large Cap Value I <i>percentile rank</i> <i># of funds in category</i>	DFLVX	Large Value	-1.91 82 1,220	9.51 52 1,093	7.33 51 947	12.19 13 701	✔	14.27	1.14	7.59	✔	☒	✔	0.27	✔	
Vanguard Mid-Cap Growth Index Admiral <i>percentile rank</i> <i># of funds in category</i>	VMGMX	Mid-Cap Growth	4.85 34 603	12.55 58 544	9.98 54 487	— — 375	✔	13.54	0.93	6.61	✔	☒	✔	0.07	✔	
Vanguard Mid-Cap Value Index Admiral <i>percentile rank</i> <i># of funds in category</i>	VMVAX	Mid-Cap Value	2.30 21 418	8.83 21 366	8.37 16 324	— — 226	✔	13.75	1.02	13.13	✔	☒	✔	0.07	✔	
State St Russell Sm Cap® Gr Indx NL Cl C <i>percentile rank</i> <i># of funds in category</i>		Small Growth	-9.68 64 664	9.72 67 585	8.99 63 521	12.14 58 401	✔	17.45	1.00	10.16	✔	☒	✔	—	—	
State St Russell Sm Cp® Val Indx NL Cl C <i>percentile rank</i> <i># of funds in category</i>		Small Value	-8.26 40 420	6.56 22 384	7.13 21 341	10.01 41 235	✔	17.64	1.00	10.16	✔	☒	✔	—	—	
<b>Non-US Stock</b>																
Vanguard Emerging Mkts Stock Idx Adm <i>percentile rank</i> <i># of funds in category</i>	VEMAX	Diversified Emerging Mkts	1.27 34 838	5.26 49 701	2.01 48 569	3.16 52 244	✔	13.34	0.94	11.09	✔	☒	✔	0.14	✔	
Vanguard Developed Markets Index Admiral <i>percentile rank</i> <i># of funds in category</i>	VTMGX	Foreign Large Blend Index	-2.08 52 727	6.28 33 614	3.62 23 492	5.07 28 372	✔	11.44	0.99	6.61	✔	☒	✔	0.07	✔	
MFS Instl International Equity <i>percentile rank</i> <i># of funds in category</i>	MIEIX	Foreign Large Growth	4.56 20 467	9.69 16 396	5.65 31 340	7.13 25 250	✔	11.11	0.97	10.00	✔	☒	✔	0.69	✔	
DFA International Value I <i>percentile rank</i> <i># of funds in category</i>	DFIVX	Foreign Large Value	-8.41 85 344	5.46 25 297	1.41 39 249	3.35 58 162	✔	13.50	1.15	9.59	✔	☒	✔	0.43	✔	
Vanguard Total World Stock Index Admiral <i>percentile rank</i> <i># of funds in category</i>	VTWAX	World Stock	— — 870	— — 733	— — 604	— — 375	—	—	—	6.61	✔	☒	✔	—	—	

## LE BERNARDIN INC 401K PLAN

## Screens Summary (Data as of 09-30-2019)

 Fund Removed from Approved List
  Fund on Watch List

Name	Ticker	Asset Class	Trailing Performance and Risk				Management			Style		Expense			
			1 Yr	3 Yr	5 Yr	10 Yr	Pass/ Fail	Std Dev 3 Yr %	Beta 3 Yr %	Tenure	Pass/ Fail	Style Box	Pass/ Fail	Exp Ratio	Pass/ Fail
<b>Alternative</b>															
PIMCO Commodity Real Ret Strat Instl <i>percentile rank</i> <i># of funds in category</i>	PCRIX	Commodities Broad Basket	-6.95 34 131	-1.43 51 106	-7.32 55 91	-2.83 8 34		8.88	1.09	11.76		—	—	1.46	
Vanguard Real Estate Index Admiral <i>percentile rank</i> <i># of funds in category</i>	VGSLX	Real Estate	19.89 28 262	7.06 50 226	9.94 36 201	12.89 35 137		12.87	0.98	23.40		—		0.11	
<b>Fixed Income</b>															
Loomis Sayles Core Plus Bond N <i>percentile rank</i> <i># of funds in category</i>	NERNX	Core Plus Bond	8.85 69 618	3.61 21 539	3.40 45 448	— — 332		3.01	0.84	22.76		—	—	0.39	
Vanguard High-Yield Corporate Adm <i>percentile rank</i> <i># of funds in category</i>	VWEAX	High Yield Bond	8.13 7 709	5.84 22 611	5.49 7 530	7.47 19 342		4.32	1.00	11.63		—	—	0.13	
Vanguard Inflation-Protected Secs Adm <i>percentile rank</i> <i># of funds in category</i>	VAIPX	Inflation- Protected Bond	7.03 24 225	2.04 41 194	2.38 20 165	3.39 19 108		3.26	0.99	8.12		—	—	0.10	
Vanguard Total Bond Market Index Adm <i>percentile rank</i> <i># of funds in category</i>	VBTLX	Intermediate- Term Bond	10.43 15 403	2.90 32 356	3.35 23 312	3.69 49 238		3.45	1.03	6.61			—	0.05	
Federated Government Ultrashrt Dur R6 <i>percentile rank</i> <i># of funds in category</i>	FGULX	Ultrashort Bond	2.35 83 198	1.61 79 154	— — 133	— — 61		0.27	0.02	22.24		—	—	0.24	
PIMCO International Bond (USD-Hdg) Instl <i>percentile rank</i> <i># of funds in category</i>	PFORX	World Bond	8.75 78 96	4.39 14 69	4.96 5 58	6.20 1 36		2.23	0.46	5.01		—	—	0.55	
<b>Target Date</b>															
Vanguard Target Retirement 2015 Inv <i>percentile rank</i> <i># of funds in category</i>	VTXVX	Target Date	6.08 21 129	6.18 42 95	5.33 34 68	7.26 29 47		4.71	0.90	6.61		—		0.13	
Vanguard Target Retirement 2020 Inv <i>percentile rank</i> <i># of funds in category</i>	VTWNX	Target Date	5.29 38 246	7.08 17 205	5.97 5 158	7.96 9 99		6.10	1.04	6.61		—		0.13	
Vanguard Target Retirement 2025 Inv <i>percentile rank</i> <i># of funds in category</i>	VTTVX	Target Date	4.89 39 232	7.77 18 191	6.39 8 147	8.48 11 81		7.13	1.06	6.61		—		0.13	
Vanguard Target Retirement 2030 Inv <i>percentile rank</i> <i># of funds in category</i>	VTHRX	Target Date	4.15 44 241	8.29 31 201	6.67 21 154	8.92 16 95		7.98	1.02	6.61		—		0.14	

# LE BERNARDIN INC 401K PLAN

## Screens Summary (Data as of 09-30-2019)

⊖ Fund Removed from Approved List
 ! Fund on Watch List

Name	Ticker	Asset Class	Trailing Performance and Risk				Management			Style		Expense			
			1 Yr	3 Yr	5 Yr	10 Yr	Pass/ Fail	Std Dev 3 Yr %	Beta 3 Yr %	Tenure	Pass/ Fail	Style Box	Pass/ Fail	Exp Ratio	Pass/ Fail
Vanguard Target Retirement 2035 Inv	VTTHX	Target Date	3.37	8.78	6.92	9.35	✔	8.83	0.98	6.61	✔	—	✔	0.14	✔
<i>percentile rank</i>			46	32	27	15									
<i># of funds in category</i>			229	188	144	78									
Vanguard Target Retirement 2040 Inv	VFORX	Target Date	2.63	9.28	7.15	9.61	✔	9.71	0.98	6.61	✔	—	✔	0.14	✔
<i>percentile rank</i>			46	24	26	16									
<i># of funds in category</i>			241	201	154	95									
Vanguard Target Retirement 2045 Inv	VTIVX	Target Date	2.06	9.41	7.23	9.66	✔	10.32	1.00	6.61	✔	—	✔	0.15	✔
<i>percentile rank</i>			52	28	26	18									
<i># of funds in category</i>			229	188	144	77									
Vanguard Target Retirement 2050 Inv	VFIFX	Target Date	2.07	9.42	7.24	9.65	✔	10.34	0.99	6.61	✔	—	✔	0.15	✔
<i>percentile rank</i>			45	35	27	20									
<i># of funds in category</i>			241	201	154	77									
Vanguard Target Retirement 2055 Inv	VFFVX	Target Date	2.09	9.41	7.21	—	✔	10.31	0.98	6.61	✔	—	✔	0.15	✔
<i>percentile rank</i>			43	37	31	—									
<i># of funds in category</i>			229	186	138	13									
Vanguard Target Retirement 2060 Inv	VTTSX	Target Date	2.07	9.41	7.20	—	✔	10.33	0.98	6.61	✔	—	✔	0.15	✔
<i>percentile rank</i>			44	48	60	—									
<i># of funds in category</i>			216	133	30	—									
Vanguard Target Retirement 2065 Inv	VLXVX	Target Date	2.09	—	—	—	—	—	—	2.22	✖	—	✔	0.15	✔
<i>percentile rank</i>			41	—	—	—									
<i># of funds in category</i>			216	133	30	—									
Vanguard Target Retirement Income Inv	VTINX	Target Date	6.75	5.10	4.57	5.76	✔	3.72	0.86	6.61	✔	—	✔	0.12	✔
<i>percentile rank</i>			21	39	23	34									
<i># of funds in category</i>			191	160	127	95									
<b>Balanced</b>															
Vanguard LifeStrategy Cnsvr Gr Inv	VSCGX	Target Risk	7.04	6.07	5.43	6.53	✔	4.75	1.00	25.02	✔	—	✔	0.12	✔
<i>percentile rank</i>			17	22	14	29									
<i># of funds in category</i>			561	498	402	267									
Vanguard LifeStrategy Growth Inv	VASGX	Target Risk	3.10	8.75	6.93	9.05	✔	9.17	1.01	25.02	✔	—	✔	0.14	✔
<i>percentile rank</i>			24	24	22	26									
<i># of funds in category</i>			339	311	279	198									
Vanguard LifeStrategy Income Inv	VASIX	Target Risk	8.89	4.66	4.57	5.17	✔	3.16	0.34	25.02	✔	—	✔	0.11	✔
<i>percentile rank</i>			5	19	10	42									
<i># of funds in category</i>			195	179	151	87									
Vanguard LifeStrategy Moderate Gr Inv	VSMGX	Target Risk	5.09	7.44	6.23	7.88	✔	6.88	1.01	25.02	✔	—	✔	0.13	✔
<i>percentile rank</i>			28	40	33	46									
<i># of funds in category</i>			716	659	582	427									