

# LAKE HEALTH UNIVERSITY HOSPITALS

## Screens Summary (Data as of 09-30-2019)

⊖ Fund Removed from Approved List    ⚠ Fund on Watch List

Name	Ticker	Asset Class	Trailing Performance and Risk				Management			Style		Expense				
			1 Yr	3 Yr	5 Yr	10 Yr	Pass/ Fail	Std Dev 3 Yr %	Beta 3 Yr %	Tenure	Pass/ Fail	Style Box	Pass/ Fail	Exp Ratio	Pass/ Fail	
<b>US Stock</b>																
JPMorgan US Equity R6 <i>percentile rank</i> <i># of funds in category</i>	JUEMX	Large Blend	1.56 68 1,431	12.91 33 1,231	10.12 36 1,092	- - 834	✔	13.24	1.08	18.76	✔	☒	✖	0.44	✔	
Vanguard 500 Index Admiral <i>percentile rank</i> <i># of funds in category</i>	VFIAX	Large Blend Index	4.22 34 1,431	13.36 19 1,231	10.80 14 1,092	13.21 9 834	✔	12.18	1.00	3.43	✔	☒	✔	0.04	✔	
American Funds Growth Fund of Amer R6 <i>percentile rank</i> <i># of funds in category</i>	RGAGX	Large Growth	-1.93 84 1,390	13.10 71 1,254	10.97 55 1,121	12.76 62 831	✔	13.03	0.95	25.93	✔	☒	✔	0.32	✔	
American Funds Washington Mutual R6 <i>percentile rank</i> <i># of funds in category</i>	RWMGX	Large Value	6.14 19 1,431	13.19 23 1,231	10.09 36 1,092	13.08 15 834	✔	10.50	0.84	22.26	✔	☒	✔	0.29	✔	
Neuberger Berman Mid Cap Growth R6 <i>percentile rank</i> <i># of funds in category</i>	NRMGX	Mid-Cap Growth	2.41 47 603	14.40 35 544	11.21 30 487	- - 375	✔	15.33	1.05	16.67	✔	☒	✔	0.63	✔	
Vanguard Mid-Cap Value Index Admiral <i>percentile rank</i> <i># of funds in category</i>	VMVAX	Mid-Cap Value	2.30 21 418	8.83 21 366	8.37 16 324	- - 226	✔	13.75	1.02	13.13	✔	☒	✔	0.07	✔	
PGIM Jennison Small Company R6 <i>percentile rank</i> <i># of funds in category</i>	PJSQX	Small Growth	-5.44 38 664	8.92 75 585	7.19 84 521	- - 401	✔	15.54	0.86	19.42	✔	☒	✖	0.68	✔	
Delaware Small Cap Value R6 <i>percentile rank</i> <i># of funds in category</i>	DVZRX	Small Value	-4.70 20 420	7.62 15 384	- - 341	- - 235	✔	17.91	0.99	22.43	✔	☒	✖	0.72	✔	
<b>Non-US Stock</b>																
American Funds New World R6 <i>percentile rank</i> <i># of funds in category</i>	RNWGX	Diversified Emerging Mkts	7.87 6 838	9.57 3 701	5.49 3 569	6.40 2 244	✔	11.47	0.78	20.30	✔	☒	✔	0.62	✔	
American Funds Europacific Growth R6 <i>percentile rank</i> <i># of funds in category</i>	REGGX	Foreign Large Blend	1.14 41 467	7.38 39 396	5.02 44 340	6.07 56 250	✔	12.26	1.05	18.34	✔	☒	✔	0.49	✔	
MFS Instl International Equity <i>percentile rank</i> <i># of funds in category</i>	MIEIX	Foreign Large Growth	4.56 20 467	9.69 16 396	5.65 31 340	7.13 25 250	✔	11.11	0.97	10.00	✔	☒	✔	0.69	✔	
DFA International Value I <i>percentile rank</i> <i># of funds in category</i>	DFIVX	Foreign Large Value	-8.41 85 344	5.46 25 297	1.41 39 249	3.35 58 162	✔	13.50	1.15	9.59	✔	☒	✔	0.43	✔	
⚠ Invesco Oppenheimer Global R6 <i>percentile rank</i> <i># of funds in category</i>	OGLIX	World Stock	-1.70 72 870	11.59 18 733	7.75 26 604	- - 375	✔	14.25	1.13	2.50	✖	☒	✔	0.69	✔	

## LAKE HEALTH UNIVERSITY HOSPITALS

## Screens Summary (Data as of 09-30-2019)

Fund Removed from Approved List

Fund on Watch List





















Name	Ticker	Asset Class	Trailing Performance and Risk				Management			Style		Expense				
			1 Yr	3 Yr	5 Yr	10 Yr	Pass/ Fail	Std Dev 3 Yr %	Beta 3 Yr %	Tenure	Pass/ Fail	Style Box	Pass/ Fail	Exp Ratio	Pass/ Fail	
<b>Alternative</b>																
PIMCO Commodity Real Ret Strat Instl <i>percentile rank</i> <i># of funds in category</i>	PCRIX	Commodities Broad Basket	-6.95 34 131	-1.43 51 106	-7.32 55 91	-2.83 8 34		8.88	1.09	11.76		—	—	1.46		
Neuberger Berman Real Estate R6 <i>percentile rank</i> <i># of funds in category</i>	NRREX	Real Estate	25.50 2 262	10.59 3 226	11.16 11 201	— — 137		11.79	0.85	13.76		—		0.78		
<b>Fixed Income</b>																
PIMCO Real Return Instl <i>percentile rank</i> <i># of funds in category</i>	PRRIX	Inflation- Protected Bond	6.54 37 225	2.27 16 194	2.13 33 165	3.52 10 108		3.17	0.94	11.76		—	—	0.98		
Western Asset Core Bond IS <i>percentile rank</i> <i># of funds in category</i>	WACSX	Intermediate- Term Bond	10.63 8 403	3.75 1 356	4.24 1 312	5.49 1 238		3.36	0.97	12.76			—	0.42		
PIMCO Income Instl <i>percentile rank</i> <i># of funds in category</i>	PIMIX	Multisector Bond	6.16 58 326	5.29 15 293	5.12 9 238	8.88 1 122		1.90	0.20	12.51		—	—	1.05		
Federated Government Ultrashrt Dur R6 <i>percentile rank</i> <i># of funds in category</i>	FGULX	Ultrashort Bond	2.35 83 198	1.61 79 154	— — 133	— — 61		0.27	0.02	22.24		—	—	0.24		
<b>Target Date</b>																
T. Rowe Price Retirement I 2010 I <i>percentile rank</i> <i># of funds in category</i>	TRPAX	Target Date	5.82 37 138	6.19 8 96	— — 76	— — 60		5.07	1.06	4.01		—		0.40		
T. Rowe Price Retirement I 2015 I <i>percentile rank</i> <i># of funds in category</i>	TRFGX	Target Date	5.52 44 129	6.83 9 95	— — 68	— — 47		5.82	1.10	4.01		—		0.43		
T. Rowe Price Retirement I 2020 I <i>percentile rank</i> <i># of funds in category</i>	TRBRX	Target Date	5.20 42 246	7.73 3 205	— — 158	— — 99		6.81	1.15	4.01		—		0.46		
T. Rowe Price Retirement I 2025 I <i>percentile rank</i> <i># of funds in category</i>	TRPHX	Target Date	4.85 42 232	8.39 4 191	— — 147	— — 81		7.73	1.14	4.01		—		0.50		
T. Rowe Price Retirement I 2030 I <i>percentile rank</i> <i># of funds in category</i>	TRPCX	Target Date	4.56 29 241	9.06 6 201	— — 154	— — 95		8.57	1.09	4.01		—		0.53		
T. Rowe Price Retirement I 2035 I <i>percentile rank</i> <i># of funds in category</i>	TRPJX	Target Date	4.22 16 229	9.53 6 188	— — 144	— — 78		9.31	1.03	4.01		—		0.57		

## LAKE HEALTH UNIVERSITY HOSPITALS





## Screens Summary (Data as of 09-30-2019)

 Fund Removed from Approved List

 Fund on Watch List

Name	Ticker	Asset Class	Trailing Performance and Risk				Management			Style		Expense			
			1 Yr	3 Yr	5 Yr	10 Yr	Pass/ Fail	Std Dev 3 Yr %	Beta 3 Yr %	Tenure	Pass/ Fail	Style Box	Pass/ Fail	Exp Ratio	Pass/ Fail
T. Rowe Price Retirement I 2040 I	TRPDX	Target Date	3.90	9.90	—	—		9.87	0.99	4.01		—		0.58	
<i>percentile rank</i>			15	6	—	—									
<i># of funds in category</i>			241	201	154	95									
T. Rowe Price Retirement I 2045 I	TRPKX	Target Date	3.66	10.02	—	—		10.24	0.98	4.01		—		0.59	
<i>percentile rank</i>			11	6	—	—									
<i># of funds in category</i>			229	188	144	77									
T. Rowe Price Retirement I 2050 I	TRPMX	Target Date	3.62	10.00	—	—		10.23	0.97	4.01		—		0.59	
<i>percentile rank</i>			11	7	—	—									
<i># of funds in category</i>			241	201	154	77									
T. Rowe Price Retirement I 2055 I	TRPNX	Target Date	3.62	10.04	—	—		10.23	0.96	4.01		—		0.59	
<i>percentile rank</i>			8	7	—	—									
<i># of funds in category</i>			229	186	138	13									
T. Rowe Price Retirement I 2060 I	TRPLX	Target Date	3.65	10.03	—	—		10.24	0.97	4.01		—		0.59	
<i>percentile rank</i>			8	10	—	—									
<i># of funds in category</i>			216	133	30	—									

**Balanced**

American Funds American Balanced R6	RLBGX	Moderate Allocation	5.43	9.09	7.91	10.37		6.98	1.00	20.76		—		0.28	
<i>percentile rank</i>			24	13	7	5									
<i># of funds in category</i>			716	659	582	427									