

# GREATER MADISON CONVENTION AND

## Screens Summary (Data as of 09-30-2019)































⊖ Fund Removed from Approved List    ⚠ Fund on Watch List

Name	Ticker	Asset Class	Trailing Performance and Risk				Management			Style		Expense				
			1 Yr	3 Yr	5 Yr	10 Yr	Pass/ Fail	Std Dev 3 Yr %	Beta 3 Yr %	Tenure	Pass/ Fail	Style Box	Pass/ Fail	Exp Ratio	Pass/ Fail	
<b>US Stock</b>																
MFS Massachusetts Investors Tr R6 <i>percentile rank</i> <i># of funds in category</i>	MITJX	Large Blend	7.58 14 1,431	14.26 7 1,231	10.94 11 1,092	- - 834	✔	11.84	0.95	15.26	✔	☒	✖	0.39	✔	
Vanguard 500 Index Admiral <i>percentile rank</i> <i># of funds in category</i>	VFIAX	Large Blend Index	4.22 34 1,431	13.36 19 1,231	10.80 14 1,092	13.21 9 834	✔	12.18	1.00	3.43	✔	☒	✔	0.04	✔	
JPMorgan Large Cap Growth R6 <i>percentile rank</i> <i># of funds in category</i>	JLGMX	Large Growth	3.36 35 1,390	20.59 3 1,254	14.47 6 1,121	- - 831	✔	15.16	1.08	15.17	✔	☒	✔	0.43	✔	
MFS Value R6 <i>percentile rank</i> <i># of funds in category</i>	MEIKX	Large Value	7.52 11 1,220	10.54 30 1,093	9.25 15 947	11.67 25 701	✔	12.30	0.97	17.70	✔	☒	✔	0.47	✔	
Neuberger Berman Mid Cap Growth R6 <i>percentile rank</i> <i># of funds in category</i>	NRMGX	Mid-Cap Growth	2.41 47 603	14.40 35 544	11.21 30 487	- - 375	✔	15.33	1.05	16.67	✔	☒	✔	0.63	✔	
Vanguard Mid-Cap Value Index Admiral <i>percentile rank</i> <i># of funds in category</i>	VMVAX	Mid-Cap Value	2.30 21 418	8.83 21 366	8.37 16 324	- - 226	✔	13.75	1.02	13.13	✔	☒	✔	0.07	✔	
PGIM Jennison Small Company R6 <i>percentile rank</i> <i># of funds in category</i>	PJSQX	Small Growth	-5.44 38 664	8.92 75 585	7.19 84 521	- - 401	✔	15.54	0.86	19.42	✔	☒	✖	0.68	✔	
Delaware Small Cap Value R6 <i>percentile rank</i> <i># of funds in category</i>	DVZRX	Small Value	-4.70 20 420	7.62 15 384	- - 341	- - 235	✔	17.91	0.99	22.43	✔	☒	✖	0.72	✔	
<b>Non-US Stock</b>																
Invesco Oppenheimer Developing Mkts R6 <i>percentile rank</i> <i># of funds in category</i>	ODVIX	Diversified Emerging Mkts	2.65 26 838	8.05 11 701	2.83 29 569	- - 244	✔	13.47	0.93	12.42	✔	☒	✔	0.87	✔	
Ivy International Core Equity N <i>percentile rank</i> <i># of funds in category</i>	IINCX	Foreign Large Blend	-5.48 89 727	4.36 79 614	2.44 71 492	- - 372	✖	12.69	1.07	13.62	✔	☒	✔	0.79	✔	
Vanguard International Growth Adm <i>percentile rank</i> <i># of funds in category</i>	VWILX	Foreign Large Growth	-1.93 75 467	10.34 10 396	7.20 15 340	7.84 13 250	✔	15.50	1.28	16.66	✔	☒	✔	0.32	✔	
Vanguard International Value Inv <i>percentile rank</i> <i># of funds in category</i>	VTRIX	Foreign Large Value	-2.60 25 344	6.18 10 297	2.22 18 249	4.22 28 162	✔	11.42	1.01	11.38	✔	☒	✖	0.38	✔	
American Funds New Perspective R6 <i>percentile rank</i> <i># of funds in category</i>	RNPGX	World Stock	2.88 36 870	12.38 14 733	9.72 11 604	10.67 9 375	✔	11.98	0.97	18.84	✔	☒	✔	0.44	✔	

**GREATER MADISON CONVENTION AND**

## Screens Summary (Data as of 09-30-2019)

 Fund Removed from Approved List
  Fund on Watch List

Name	Ticker	Asset Class	Trailing Performance and Risk				Management			Style		Expense				
			1 Yr	3 Yr	5 Yr	10 Yr	Pass/ Fail	Std Dev 3 Yr %	Beta 3 Yr %	Tenure	Pass/ Fail	Style Box	Pass/ Fail	Exp Ratio	Pass/ Fail	
<b>Alternative</b>																
PIMCO Commodity Real Ret Strat Instl	PCRIX	Commodities Broad Basket	-6.95	-1.43	-7.32	-2.83		8.88	1.09	11.76		—	—	1.46		
<i>percentile rank</i>			34	51	55	8										
<i># of funds in category</i>			131	106	91	34										
Invesco Real Estate R6	IARFX	Real Estate	20.15	8.49	10.20	—		12.05	0.90	24.43		—		0.80		
<i>percentile rank</i>			23	27	30	—										
<i># of funds in category</i>			262	226	201	137										
<b>Fixed Income</b>																
BlackRock High Yield Bond K	BRHYX	High Yield Bond	6.32	6.56	5.16	8.48		4.31	1.01	11.76		—	—	0.50		
<i>percentile rank</i>			30	5	14	1										
<i># of funds in category</i>			709	611	530	342										
PIMCO Real Return Instl	PRRIX	Inflation- Protected Bond	6.54	2.27	2.13	3.52		3.17	0.94	11.76		—	—	0.98		
<i>percentile rank</i>			37	16	33	10										
<i># of funds in category</i>			225	194	165	108										
Western Asset Core Bond IS	WACXS	Intermediate- Term Bond	10.63	3.75	4.24	5.49		3.36	0.97	12.76			—	0.42		
<i>percentile rank</i>			8	1	1	1										
<i># of funds in category</i>			403	356	312	238										
PIMCO Income Instl	PIMIX	Multisector Bond	6.16	5.29	5.12	8.88		1.90	0.20	12.51		—	—	1.05		
<i>percentile rank</i>			58	15	9	1										
<i># of funds in category</i>			326	293	238	122										
Federated Government Ultrashrt Dur R6	FGULX	Ultrashort Bond	2.35	1.61	—	—		0.27	0.02	22.24		—	—	0.24		
<i>percentile rank</i>			83	79	—	—										
<i># of funds in category</i>			198	154	133	61										
Templeton Global Bond R6	FBNRX	World Bond	1.16	3.99	0.94	—		6.85	-0.81	17.76		—	—	0.49		
<i>percentile rank</i>			83	28	81	—										
<i># of funds in category</i>			308	279	213	76										
<b>Balanced</b>																
American Funds American Balanced R6	RLBGX	Moderate Allocation	5.43	9.09	7.91	10.37		6.98	1.00	20.76		—		0.28		
<i>percentile rank</i>			24	13	7	5										
<i># of funds in category</i>			716	659	582	427										