

MERCIER ELECTRIC COMPANY INC

Screens Summary (Data as of 09-30-2019)

Fund Removed from Approved List

Fund on Watch List

Name	Ticker	Asset Class	Trailing Performance and Risk				Management			Style		Expense			
			1 Yr	3 Yr	5 Yr	10 Yr	Pass/ Fail	Std Dev 3 Yr %	Beta 3 Yr %	Tenure	Pass/ Fail	Style Box	Pass/ Fail	Exp Ratio	Pass/ Fail
US Stock															
Vanguard 500 Index Admiral <i>percentile rank</i> <i># of funds in category</i>	VFIAX	Large Blend Index	4.22 34 1,431	13.36 19 1,231	10.80 14 1,092	13.21 9 834		12.18	1.00	3.43				0.04	
Fidelity® Contrafund® <i>percentile rank</i> <i># of funds in category</i>	FCNTX	Large Growth	-1.29 81 1,390	14.88 49 1,254	11.59 45 1,121	13.65 41 831		13.82	1.01	29.05				0.81	
American Funds Washington Mutual R6 <i>percentile rank</i> <i># of funds in category</i>	RWMGX	Large Value	6.14 19 1,431	13.19 23 1,231	10.09 36 1,092	13.08 15 834		10.50	0.84	22.26				0.29	
Vanguard Mid Cap Index Admiral <i>percentile rank</i> <i># of funds in category</i>	VIMAX	Mid-Cap Blend	3.65 20 426	10.67 21 368	9.20 15 307	13.05 8 227		13.30	0.99	21.38				0.05	
Carillon Eagle Small Cap Growth I <i>percentile rank</i> <i># of funds in category</i>	HSIIX	Small Growth	-11.63 78 664	8.84 76 585	8.11 74 521	12.19 56 401		17.81	0.99	23.76				0.75	
Delaware Small Cap Value Instl <i>percentile rank</i> <i># of funds in category</i>	DEVIX	Small Value	-4.87 20 420	7.42 17 384	7.00 23 341	11.46 10 235		17.91	0.99	22.43				0.90	
Non-US Stock															
JPMorgan Emerging Markets Equity R5 <i>percentile rank</i> <i># of funds in category</i>	JEMOX	Diversified Emerging Mkts	11.36 1 838	10.25 2 701	— — 569	— — 244		14.78	1.01	14.09				0.89	
American Funds Europacific Growth R6 <i>percentile rank</i> <i># of funds in category</i>	REGGX	Foreign Large Blend	1.14 41 467	7.38 39 396	5.02 44 340	6.07 56 250		12.26	1.05	18.34				0.49	
Vanguard Developed Markets Index Admiral <i>percentile rank</i> <i># of funds in category</i>	VTMGX	Foreign Large Blend Index	-2.08 52 727	6.28 33 614	3.62 23 492	5.07 28 372		11.44	0.99	6.61				0.07	
Alternative															
Vanguard Real Estate Index Admiral <i>percentile rank</i> <i># of funds in category</i>	VGSLX	Real Estate	19.89 28 262	7.06 50 226	9.94 36 201	12.89 35 137		12.87	0.98	23.40		—		0.11	
Fixed Income															
BlackRock Inflation Protected Bond Instl <i>percentile rank</i> <i># of funds in category</i>	BPRIX	Inflation-Protected Bond	6.15 46 225	1.85 56 194	1.84 56 165	3.03 48 108		3.20	0.97	2.62		—	—	0.50	

MERCIER ELECTRIC COMPANY INC

Screens Summary (Data as of 09-30-2019)

⊖ Fund Removed from Approved List ⚠ Fund on Watch List


Name	Ticker	Asset Class	Trailing Performance and Risk				Management			Style		Expense			
			1 Yr	3 Yr	5 Yr	10 Yr	Pass/ Fail	Std Dev 3 Yr %	Beta 3 Yr %	Tenure	Pass/ Fail	Style Box	Pass/ Fail	Exp Ratio	Pass/ Fail
Baird Aggregate Bond Inst	BAGIX	Intermediate-Term Bond	10.69	3.31	3.73	4.72	✓	3.30	0.98	19.01	✓	☒	—	0.30	✓
<i>percentile rank</i>			8	11	6	5									
<i># of funds in category</i>			403	356	312	238									
PIMCO Income I2	PONPX	Multisector Bond	6.05	5.18	5.01	8.78	✓	1.90	0.20	12.51	✓	—	—	1.15	✓
<i>percentile rank</i>			59	17	10	1									
<i># of funds in category</i>			326	293	238	122									
Federated Government Ultrashrt Dur Instl	FGUSX	Ultrashort Bond	2.33	1.59	1.03	0.76	✖	0.28	0.02	22.24	✓	—	—	0.26	✓
<i>percentile rank</i>			83	80	83	78									
<i># of funds in category</i>			198	154	133	61									

Target Date











Vanguard Target Retirement 2015 Inv	VTXVX	Target Date	6.08	6.18	5.33	7.26	✓	4.71	0.90	6.61	✓	—	✓	0.13	✓
<i>percentile rank</i>			21	42	34	29									
<i># of funds in category</i>			129	95	68	47									
Vanguard Target Retirement 2020 Inv	VTWNX	Target Date	5.29	7.08	5.97	7.96	✓	6.10	1.04	6.61	✓	—	✓	0.13	✓
<i>percentile rank</i>			38	17	5	9									
<i># of funds in category</i>			246	205	158	99									
Vanguard Target Retirement 2025 Inv	VTTVX	Target Date	4.89	7.77	6.39	8.48	✓	7.13	1.06	6.61	✓	—	✓	0.13	✓
<i>percentile rank</i>			39	18	8	11									
<i># of funds in category</i>			232	191	147	81									
Vanguard Target Retirement 2030 Inv	VTHRX	Target Date	4.15	8.29	6.67	8.92	✓	7.98	1.02	6.61	✓	—	✓	0.14	✓
<i>percentile rank</i>			44	31	21	16									
<i># of funds in category</i>			241	201	154	95									
Vanguard Target Retirement 2035 Inv	VTTX	Target Date	3.37	8.78	6.92	9.35	✓	8.83	0.98	6.61	✓	—	✓	0.14	✓
<i>percentile rank</i>			46	32	27	15									
<i># of funds in category</i>			229	188	144	78									
Vanguard Target Retirement 2040 Inv	VFORX	Target Date	2.63	9.28	7.15	9.61	✓	9.71	0.98	6.61	✓	—	✓	0.14	✓
<i>percentile rank</i>			46	24	26	16									
<i># of funds in category</i>			241	201	154	95									
Vanguard Target Retirement 2045 Inv	VTIVX	Target Date	2.06	9.41	7.23	9.66	✓	10.32	1.00	6.61	✓	—	✓	0.15	✓
<i>percentile rank</i>			52	28	26	18									
<i># of funds in category</i>			229	188	144	77									
Vanguard Target Retirement 2050 Inv	VFIFX	Target Date	2.07	9.42	7.24	9.65	✓	10.34	0.99	6.61	✓	—	✓	0.15	✓
<i>percentile rank</i>			45	35	27	20									
<i># of funds in category</i>			241	201	154	77									
Vanguard Target Retirement 2055 Inv	VFFVX	Target Date	2.09	9.41	7.21	—	✓	10.31	0.98	6.61	✓	—	✓	0.15	✓
<i>percentile rank</i>			43	37	31	—									
<i># of funds in category</i>			229	186	138	13									
Vanguard Target Retirement 2060 Inv	VTTX	Target Date	2.07	9.41	7.20	—	✓	10.33	0.98	6.61	✓	—	✓	0.15	✓
<i>percentile rank</i>			44	48	60	—									
<i># of funds in category</i>			216	133	30	—									
Vanguard Target Retirement 2065 Inv	VLXVX	Target Date	2.09	—	—	—	—	—	—	2.22	✖	—	✓	0.15	✓
<i>percentile rank</i>			41	—	—	—									
<i># of funds in category</i>			216	133	30	—									

MERCIER ELECTRIC COMPANY INC

Screens Summary (Data as of 09-30-2019)

 Fund Removed from Approved List

 Fund on Watch List

Name	Ticker	Asset Class	Trailing Performance and Risk							Management		Style		Expense	
			1 Yr	3 Yr	5 Yr	10 Yr	Pass/ Fail	Std Dev 3 Yr %	Beta 3 Yr %	Tenure	Pass/ Fail	Style Box	Pass/ Fail	Exp Ratio	Pass/ Fail
Vanguard Target Retirement Income Inv	VTINX	Target Date	6.75	5.10	4.57	5.76		3.72	0.86	6.61		—		0.12	
<i>percentile rank</i>			<i>21</i>	<i>39</i>	<i>23</i>	<i>34</i>									
<i># of funds in category</i>			<i>191</i>	<i>160</i>	<i>127</i>	<i>95</i>									
Balanced															
 BlackRock Global Allocation Instl	MALOX	World Allocation	2.77	5.28	3.69	5.53		6.86	0.96	15.76				0.80	
<i>percentile rank</i>			<i>45</i>	<i>53</i>	<i>49</i>	<i>68</i>									
<i># of funds in category</i>			<i>450</i>	<i>376</i>	<i>309</i>	<i>183</i>									