

NATIONAL ALLIANCE FOR PUBLIC

Screens Summary (Data as of 09-30-2019)

Fund Removed from Approved List

Fund on Watch List

Name	Ticker	Asset Class	Trailing Performance and Risk				Management			Style		Expense			
			1 Yr	3 Yr	5 Yr	10 Yr	Pass/ Fail	Std Dev 3 Yr %	Beta 3 Yr %	Tenure	Pass/ Fail	Style Box	Pass/ Fail	Exp Ratio	Pass/ Fail
US Stock															
Vanguard 500 Index Admiral	VFIAX	Large Blend Index	4.22	13.36	10.80	13.21		12.18	1.00	3.43				0.04	
<i>percentile rank</i>			34	19	14	9									
<i># of funds in category</i>			1,431	1,231	1,092	834									
Neuberger Berman Sustainable Eq R6	NRSRX	Large Growth	1.10	10.76	8.78	—		12.37	0.99	15.79				0.59	
<i>percentile rank</i>			71	72	61	—									
<i># of funds in category</i>			1,431	1,231	1,092	834									
Invesco Diversified Dividend R6	LCEFX	Large Value	8.61	8.03	8.25	—		9.38	0.72	16.76				0.40	
<i>percentile rank</i>			7	80	31	—									
<i># of funds in category</i>			1,220	1,093	947	701									
Vanguard Mid Cap Index Admiral	VIMAX	Mid-Cap Blend	3.65	10.67	9.20	13.05		13.30	0.99	21.38				0.05	
<i>percentile rank</i>			20	21	15	8									
<i># of funds in category</i>			426	368	307	227									
PGIM Jennison Small Company R6	PJSQX	Small Growth	-5.44	8.92	7.19	—		15.54	0.86	19.42				0.68	
<i>percentile rank</i>			38	75	84	—									
<i># of funds in category</i>			664	585	521	401									
DFA US Small Cap Value I	DFSVX	Small Value	-13.74	4.24	4.43	10.03		19.83	1.11	7.59				0.52	
<i>percentile rank</i>			84	67	63	41									
<i># of funds in category</i>			420	384	341	235									
Non-US Stock															
Invesco Oppenheimer Developing Mkts R6	ODVIX	Diversified Emerging Mkts	2.65	8.05	2.83	—		13.47	0.93	12.42				0.87	
<i>percentile rank</i>			26	11	29	—									
<i># of funds in category</i>			838	701	569	244									
American Funds Intl Gr and Inc R6	RIGGX	Foreign Large Blend	2.38	6.74	2.63	5.44		11.30	0.97	11.00				0.57	
<i>percentile rank</i>			8	15	65	16									
<i># of funds in category</i>			727	614	492	372									
Vanguard Developed Markets Index Admiral	VTMGX	Foreign Large Blend Index	-2.08	6.28	3.62	5.07		11.44	0.99	6.61				0.07	
<i>percentile rank</i>			52	33	23	28									
<i># of funds in category</i>			727	614	492	372									
Alternative															
Vanguard Real Estate Index Admiral	VGSLX	Real Estate	19.89	7.06	9.94	12.89		12.87	0.98	23.40		—		0.11	
<i>percentile rank</i>			28	50	36	35									
<i># of funds in category</i>			262	226	201	137									
Fixed Income															
Vanguard Inflation-Protected Secs Adm	VAIPX	Inflation-Protected Bond	7.03	2.04	2.38	3.39		3.26	0.99	8.12		—	—	0.10	
<i>percentile rank</i>			24	41	20	19									
<i># of funds in category</i>			225	194	165	108									

NATIONAL ALLIANCE FOR PUBLIC

Screens Summary (Data as of 09-30-2019)

⊖ Fund Removed from Approved List ⚠ Fund on Watch List


Name	Ticker	Asset Class	Trailing Performance and Risk				Management			Style		Expense			
			1 Yr	3 Yr	5 Yr	10 Yr	Pass/ Fail	Std Dev 3 Yr %	Beta 3 Yr %	Tenure	Pass/ Fail	Style Box	Pass/ Fail	Exp Ratio	Pass/ Fail
Baird Aggregate Bond Inst <i>percentile rank</i> <i># of funds in category</i>	BAGIX	Intermediate-Term Bond	10.69 8 403	3.31 11 356	3.73 6 312	4.72 5 238	✔	3.30	0.98	19.01	✔	☒	—	0.30	✔
PIMCO Income Instl <i>percentile rank</i> <i># of funds in category</i>	PIMIX	Multisector Bond	6.16 58 326	5.29 15 293	5.12 9 238	8.88 1 122	✔	1.90	0.20	12.51	✔	—	—	1.05	✔
Federated Government Ultrashrt Dur R6 <i>percentile rank</i> <i># of funds in category</i>	FGULX	Ultrashort Bond	2.35 83 198	1.61 79 154	— — 133	— — 61	✔	0.27	0.02	22.24	✔	—	—	0.24	✔

Target Date









Vanguard Target Retirement 2015 Inv <i>percentile rank</i> <i># of funds in category</i>	VTXVX	Target Date	6.08 21 129	6.18 42 95	5.33 34 68	7.26 29 47	✔	4.71	0.90	6.61	✔	—	✔	0.13	✔
Vanguard Target Retirement 2020 Inv <i>percentile rank</i> <i># of funds in category</i>	VTWNX	Target Date	5.29 38 246	7.08 17 205	5.97 5 158	7.96 9 99	✔	6.10	1.04	6.61	✔	—	✔	0.13	✔
Vanguard Target Retirement 2025 Inv <i>percentile rank</i> <i># of funds in category</i>	VTTVX	Target Date	4.89 39 232	7.77 18 191	6.39 8 147	8.48 11 81	✔	7.13	1.06	6.61	✔	—	✔	0.13	✔
Vanguard Target Retirement 2030 Inv <i>percentile rank</i> <i># of funds in category</i>	VTHRX	Target Date	4.15 44 241	8.29 31 201	6.67 21 154	8.92 16 95	✔	7.98	1.02	6.61	✔	—	✔	0.14	✔
Vanguard Target Retirement 2035 Inv <i>percentile rank</i> <i># of funds in category</i>	VTTX	Target Date	3.37 46 229	8.78 32 188	6.92 27 144	9.35 15 78	✔	8.83	0.98	6.61	✔	—	✔	0.14	✔
Vanguard Target Retirement 2040 Inv <i>percentile rank</i> <i># of funds in category</i>	VFORX	Target Date	2.63 46 241	9.28 24 201	7.15 26 154	9.61 16 95	✔	9.71	0.98	6.61	✔	—	✔	0.14	✔
Vanguard Target Retirement 2045 Inv <i>percentile rank</i> <i># of funds in category</i>	VTIVX	Target Date	2.06 52 229	9.41 28 188	7.23 26 144	9.66 18 77	✔	10.32	1.00	6.61	✔	—	✔	0.15	✔
Vanguard Target Retirement 2050 Inv <i>percentile rank</i> <i># of funds in category</i>	VFIFX	Target Date	2.07 45 241	9.42 35 201	7.24 27 154	9.65 20 77	✔	10.34	0.99	6.61	✔	—	✔	0.15	✔
Vanguard Target Retirement 2055 Inv <i>percentile rank</i> <i># of funds in category</i>	VFFVX	Target Date	2.09 43 229	9.41 37 186	7.21 31 138	— — 13	✔	10.31	0.98	6.61	✔	—	✔	0.15	✔
Vanguard Target Retirement 2060 Inv <i>percentile rank</i> <i># of funds in category</i>	VTTX	Target Date	2.07 44 216	9.41 48 133	7.20 60 30	— — —	✔	10.33	0.98	6.61	✔	—	✔	0.15	✔
Vanguard Target Retirement 2065 Inv <i>percentile rank</i> <i># of funds in category</i>	VLXVX	Target Date	2.09 41 216	— — 133	— — 30	— — —	—	—	—	2.22	✖	—	✔	0.15	✔

NATIONAL ALLIANCE FOR PUBLIC

Screens Summary (Data as of 09-30-2019)

 Fund Removed from Approved List

 Fund on Watch List

Name	Ticker	Asset Class	Trailing Performance and Risk							Management		Style		Expense	
			1 Yr	3 Yr	5 Yr	10 Yr	Pass/ Fail	Std Dev 3 Yr %	Beta 3 Yr %	Tenure	Pass/ Fail	Style Box	Pass/ Fail	Exp Ratio	Pass/ Fail
Vanguard Target Retirement Income Inv	VTINX	Target Date	6.75	5.10	4.57	5.76		3.72	0.86	6.61		—		0.12	
<i>percentile rank</i>			<i>21</i>	<i>39</i>	<i>23</i>	<i>34</i>									
<i># of funds in category</i>			<i>191</i>	<i>160</i>	<i>127</i>	<i>95</i>									
Balanced															
American Funds American Balanced R6	RLBGX	Moderate Allocation	5.43	9.09	7.91	10.37		6.98	1.00	20.76		—		0.28	
<i>percentile rank</i>			<i>24</i>	<i>13</i>	<i>7</i>	<i>5</i>									
<i># of funds in category</i>			<i>716</i>	<i>659</i>	<i>582</i>	<i>427</i>									