

**EMPLOYEES RETIREMENT PLAN**

## Screens Summary (Data as of 09-30-2019)

Fund Removed from Approved List




















Fund on Watch List

Name	Ticker	Asset Class	Trailing Performance and Risk				Management			Style		Expense			
			1 Yr	3 Yr	5 Yr	10 Yr	Pass/ Fail	Std Dev 3 Yr %	Beta 3 Yr %	Tenure	Pass/ Fail	Style Box	Pass/ Fail	Exp Ratio	Pass/ Fail
<b>US Stock</b>															
Vanguard FTSE Social Index Admiral <i>percentile rank</i> <i># of funds in category</i>	VFTAX	Large Blend Index	-	-	-	-	-	-	-	3.78				-	-
Neuberger Berman Sustainable Eq Instl <i>percentile rank</i> <i># of funds in category</i>	NBSLX	Large Growth	1.00	10.67	8.69	11.95		12.39	0.99	15.79				0.67	
American Funds Washington Mutual R6 <i>percentile rank</i> <i># of funds in category</i>	RWMGX	Large Value	6.14	13.19	10.09	13.08		10.50	0.84	22.26				0.29	
ClearBridge Mid Cap I <i>percentile rank</i> <i># of funds in category</i>	SMBYX	Mid-Cap Blend	2.91	9.24	7.81	11.50		14.70	1.07	14.40				0.85	
Vanguard Mid Cap Index Admiral <i>percentile rank</i> <i># of funds in category</i>	VIMAX	Mid-Cap Blend	3.65	10.67	9.20	13.05		13.30	0.99	21.38				0.05	
Carillon Eagle Small Cap Growth I <i>percentile rank</i> <i># of funds in category</i>	HSIIX	Small Growth	-11.63	8.84	8.11	12.19		17.81	0.99	23.76				0.75	
Delaware Small Cap Value Instl <i>percentile rank</i> <i># of funds in category</i>	DEVIX	Small Value	-4.87	7.42	7.00	11.46		17.91	0.99	22.43				0.90	
<b>Non-US Stock</b>															
JPMorgan Emerging Markets Equity R5 <i>percentile rank</i> <i># of funds in category</i>	JEMOX	Diversified Emerging Mkts	11.36	10.25	-	-		14.78	1.01	14.09				0.89	
American Funds Europacific Growth R6 <i>percentile rank</i> <i># of funds in category</i>	REGX	Foreign Large Blend	1.14	7.38	5.02	6.07		12.26	1.05	18.34				0.49	
Pax MSCI EAFE ESG Leaders Index Indv Inv <i>percentile rank</i> <i># of funds in category</i>	PXINX	Foreign Large Blend Index	-0.57	5.60	2.96	-		10.99	0.93	4.69				0.80	
<b>Alternative</b>															
Vanguard Real Estate Index Admiral <i>percentile rank</i> <i># of funds in category</i>	VGSLX	Real Estate	19.89	7.06	9.94	12.89		12.87	0.98	23.40		-		0.11	

**EMPLOYEES RETIREMENT PLAN**

## Screens Summary (Data as of 09-30-2019)

 Fund Removed from Approved List
  Fund on Watch List

Name	Ticker	Asset Class	Trailing Performance and Risk				Management			Style		Expense			
			1 Yr	3 Yr	5 Yr	10 Yr	Pass/ Fail	Std Dev 3 Yr %	Beta 3 Yr %	Tenure	Pass/ Fail	Style Box	Pass/ Fail	Exp Ratio	Pass/ Fail
<b>Fixed Income</b>															
BlackRock Inflation Protected Bond Instl	BPRIX	Inflation-Protected Bond	6.15	1.85	1.84	3.03		3.20	0.97	2.62		—	—	0.50	
<i>percentile rank</i>			46	56	56	48									
<i># of funds in category</i>			225	194	165	108									
Baird Aggregate Bond Inst	BAGIX	Intermediate-Term Bond	10.69	3.31	3.73	4.72		3.30	0.98	19.01			—	0.30	
<i>percentile rank</i>			8	11	6	5									
<i># of funds in category</i>			403	356	312	238									
PIMCO Income I2	PONPX	Multisector Bond	6.05	5.18	5.01	8.78		1.90	0.20	12.51		—	—	1.15	
<i>percentile rank</i>			59	17	10	1									
<i># of funds in category</i>			326	293	238	122									
Federated Government Ultrashrt Dur Instl	FGUSX	Ultrashort Bond	2.33	1.59	1.03	0.76		0.28	0.02	22.24		—	—	0.26	
<i>percentile rank</i>			83	80	83	78									
<i># of funds in category</i>			198	154	133	61									
<b>Balanced</b>															
 BlackRock Global Allocation Instl	MALOX	World Allocation	2.77	5.28	3.69	5.53		6.86	0.96	15.76				0.80	
<i>percentile rank</i>			45	53	49	68									
<i># of funds in category</i>			450	376	309	183									