

RETIREMENT ACCUMULATION PLAN FOR

Screens Summary (Data as of 09-30-2019)

Fund Removed from Approved List

Fund on Watch List

Name	Ticker	Asset Class	Trailing Performance and Risk				Management			Style		Expense				
			1 Yr	3 Yr	5 Yr	10 Yr	Pass/ Fail	Std Dev 3 Yr %	Beta 3 Yr %	Tenure	Pass/ Fail	Style Box	Pass/ Fail	Exp Ratio	Pass/ Fail	
US Stock																
Vanguard 500 Index Admiral	VFIAX	Large Blend Index	4.22	13.36	10.80	13.21		12.18	1.00	3.43				0.04		
<i>percentile rank</i>			34	19	14	9										
<i># of funds in category</i>			1,431	1,231	1,092	834										
MFS Growth R6	MFEKX	Large Growth	7.56	18.83	14.61	—		13.11	0.95	17.51				0.57		
<i>percentile rank</i>			11	7	6	—										
<i># of funds in category</i>			1,390	1,254	1,121	831										
Invesco Diversified Dividend R6	LCEFX	Large Value	8.61	8.03	8.25	—		9.38	0.72	16.76				0.40		
<i>percentile rank</i>			7	80	31	—										
<i># of funds in category</i>			1,220	1,093	947	701										
Vanguard Mid Cap Index Admiral	VIMAX	Mid-Cap Blend	3.65	10.67	9.20	13.05		13.30	0.99	21.38				0.05		
<i>percentile rank</i>			20	21	15	8										
<i># of funds in category</i>			426	368	307	227										
PGIM Jennison Small Company R6	PJSQX	Small Growth	-5.44	8.92	7.19	—		15.54	0.86	19.42				0.68		
<i>percentile rank</i>			38	75	84	—										
<i># of funds in category</i>			664	585	521	401										
DFA US Small Cap Value I	DFSVX	Small Value	-13.74	4.24	4.43	10.03		19.83	1.11	7.59				0.52		
<i>percentile rank</i>			84	67	63	41										
<i># of funds in category</i>			420	384	341	235										
Non-US Stock																
Invesco Oppenheimer Developing Mkts R6	ODVIX	Diversified Emerging Mkts	2.65	8.05	2.83	—		13.47	0.93	12.42				0.87		
<i>percentile rank</i>			26	11	29	—										
<i># of funds in category</i>			838	701	569	244										
American Funds Intl Gr and Inc R6	RIGGX	Foreign Large Blend	2.38	6.74	2.63	5.44		11.30	0.97	11.00				0.57		
<i>percentile rank</i>			8	15	65	16										
<i># of funds in category</i>			727	614	492	372										
Vanguard Developed Markets Index Admiral	VTMGX	Foreign Large Blend Index	-2.08	6.28	3.62	5.07		11.44	0.99	6.61				0.07		
<i>percentile rank</i>			52	33	23	28										
<i># of funds in category</i>			727	614	492	372										
Alternative																
Vanguard Real Estate Index Admiral	VGSLX	Real Estate	19.89	7.06	9.94	12.89		12.87	0.98	23.40		—		0.11		
<i>percentile rank</i>			28	50	36	35										
<i># of funds in category</i>			262	226	201	137										
Fixed Income																
Vanguard Inflation-Protected Secs Adm	VAIPX	Inflation-Protected Bond	7.03	2.04	2.38	3.39		3.26	0.99	8.12		—	—	0.10		
<i>percentile rank</i>			24	41	20	19										
<i># of funds in category</i>			225	194	165	108										

RETIREMENT ACCUMULATION PLAN FOR

Screens Summary (Data as of 09-30-2019)

⊖ Fund Removed from Approved List ⚠ Fund on Watch List









Name	Ticker	Asset Class	Trailing Performance and Risk				Management			Style		Expense			
			1 Yr	3 Yr	5 Yr	10 Yr	Pass/ Fail	Std Dev 3 Yr %	Beta 3 Yr %	Tenure	Pass/ Fail	Style Box	Pass/ Fail	Exp Ratio	Pass/ Fail
Baird Aggregate Bond Inst	BAGIX	Intermediate-Term Bond	10.69	3.31	3.73	4.72	✔	3.30	0.98	19.01	✔	☒	—	0.30	✔
<i>percentile rank</i>			8	11	6	5									
<i># of funds in category</i>			403	356	312	238									
PIMCO Income Instl	PIMIX	Multisector Bond	6.16	5.29	5.12	8.88	✔	1.90	0.20	12.51	✔	—	—	1.05	✔
<i>percentile rank</i>			58	15	9	1									
<i># of funds in category</i>			326	293	238	122									
Federated Government Ultrashrt Dur R6	FGULX	Ultrashort Bond	2.35	1.61	—	—	✔	0.27	0.02	22.24	✔	—	—	0.24	✔
<i>percentile rank</i>			83	79	—	—									
<i># of funds in category</i>			198	154	133	61									

Target Date

Vanguard Target Retirement 2015 Inv	VTXVX	Target Date	6.08	6.18	5.33	7.26	✔	4.71	0.90	6.61	✔	—	✔	0.13	✔
<i>percentile rank</i>			21	42	34	29									
<i># of funds in category</i>			129	95	68	47									
Vanguard Target Retirement 2020 Inv	VTWNX	Target Date	5.29	7.08	5.97	7.96	✔	6.10	1.04	6.61	✔	—	✔	0.13	✔
<i>percentile rank</i>			38	17	5	9									
<i># of funds in category</i>			246	205	158	99									
Vanguard Target Retirement 2025 Inv	VTTVX	Target Date	4.89	7.77	6.39	8.48	✔	7.13	1.06	6.61	✔	—	✔	0.13	✔
<i>percentile rank</i>			39	18	8	11									
<i># of funds in category</i>			232	191	147	81									
Vanguard Target Retirement 2030 Inv	VTHRX	Target Date	4.15	8.29	6.67	8.92	✔	7.98	1.02	6.61	✔	—	✔	0.14	✔
<i>percentile rank</i>			44	31	21	16									
<i># of funds in category</i>			241	201	154	95									
Vanguard Target Retirement 2035 Inv	VTTX	Target Date	3.37	8.78	6.92	9.35	✔	8.83	0.98	6.61	✔	—	✔	0.14	✔
<i>percentile rank</i>			46	32	27	15									
<i># of funds in category</i>			229	188	144	78									
Vanguard Target Retirement 2040 Inv	VFORX	Target Date	2.63	9.28	7.15	9.61	✔	9.71	0.98	6.61	✔	—	✔	0.14	✔
<i>percentile rank</i>			46	24	26	16									
<i># of funds in category</i>			241	201	154	95									
Vanguard Target Retirement 2045 Inv	VTIVX	Target Date	2.06	9.41	7.23	9.66	✔	10.32	1.00	6.61	✔	—	✔	0.15	✔
<i>percentile rank</i>			52	28	26	18									
<i># of funds in category</i>			229	188	144	77									
Vanguard Target Retirement 2050 Inv	VFIFX	Target Date	2.07	9.42	7.24	9.65	✔	10.34	0.99	6.61	✔	—	✔	0.15	✔
<i>percentile rank</i>			45	35	27	20									
<i># of funds in category</i>			241	201	154	77									
Vanguard Target Retirement 2055 Inv	VFFVX	Target Date	2.09	9.41	7.21	—	✔	10.31	0.98	6.61	✔	—	✔	0.15	✔
<i>percentile rank</i>			43	37	31	—									
<i># of funds in category</i>			229	186	138	13									
Vanguard Target Retirement 2060 Inv	VTTX	Target Date	2.07	9.41	7.20	—	✔	10.33	0.98	6.61	✔	—	✔	0.15	✔
<i>percentile rank</i>			44	48	60	—									
<i># of funds in category</i>			216	133	30	—									
Vanguard Target Retirement 2065 Inv	VLXVX	Target Date	2.09	—	—	—	—	—	—	2.22	⊛	—	✔	0.15	✔
<i>percentile rank</i>			41	—	—	—									
<i># of funds in category</i>			216	133	30	—									

RETIREMENT ACCUMULATION PLAN FOR**Screens Summary (Data as of 09-30-2019)**
 Fund Removed from Approved List

 Fund on Watch List

Name	Ticker	Asset Class	Trailing Performance and Risk				Management			Style		Expense			
			1 Yr	3 Yr	5 Yr	10 Yr	Pass/ Fail	Std Dev 3 Yr %	Beta 3 Yr %	Tenure	Pass/ Fail	Style Box	Pass/ Fail	Exp Ratio	Pass/ Fail
Vanguard Target Retirement Income Inv	VTINX	Target Date	6.75	5.10	4.57	5.76		3.72	0.86	6.61		—		0.12	
<i>percentile rank</i>			<i>21</i>	<i>39</i>	<i>23</i>	<i>34</i>									
<i># of funds in category</i>			<i>191</i>	<i>160</i>	<i>127</i>	<i>95</i>									
Balanced															
American Funds American Balanced R6	RLBGX	Moderate Allocation	5.43	9.09	7.91	10.37		6.98	1.00	20.76		—		0.28	
<i>percentile rank</i>			<i>24</i>	<i>13</i>	<i>7</i>	<i>5</i>									
<i># of funds in category</i>			<i>716</i>	<i>659</i>	<i>582</i>	<i>427</i>									