

CITY OF RIALTO 457B DEFERRED

Screens Summary (Data as of 09-30-2019)






























⊖ Fund Removed from Approved List
! Fund on Watch List

Name	Ticker	Asset Class	Trailing Performance and Risk				Management			Style		Expense				
			1 Yr	3 Yr	5 Yr	10 Yr	Pass/ Fail	Std Dev 3 Yr %	Beta 3 Yr %	Tenure	Pass/ Fail	Style Box	Pass/ Fail	Exp Ratio	Pass/ Fail	
US Stock																
MFS Massachusetts Investors Tr R6 <i>percentile rank</i> <i># of funds in category</i>	MITJX	Large Blend	7.58 14 1,431	14.26 7 1,231	10.94 11 1,092	– – 834	✔	11.84	0.95	15.26	✔	☒	✖	0.39	✔	
Vanguard 500 Index Admiral <i>percentile rank</i> <i># of funds in category</i>	VFIAX	Large Blend Index	4.22 34 1,431	13.36 19 1,231	10.80 14 1,092	13.21 9 834	✔	12.18	1.00	3.43	✔	☒	✔	0.04	✔	
MFS Growth R6 <i>percentile rank</i> <i># of funds in category</i>	MFEKX	Large Growth	7.56 11 1,390	18.83 7 1,254	14.61 6 1,121	– – 831	✔	13.11	0.95	17.51	✔	☒	✔	0.57	✔	
Invesco Diversified Dividend R6 <i>percentile rank</i> <i># of funds in category</i>	LCEFX	Large Value	8.61 7 1,220	8.03 80 1,093	8.25 31 947	– – 701	✔	9.38	0.72	16.76	✔	☒	✔	0.40	✔	
MFS Mid Cap Growth R6 <i>percentile rank</i> <i># of funds in category</i>	OTCKX	Mid-Cap Growth	9.23 8 603	17.90 6 544	13.94 8 487	– – 375	✔	13.30	0.89	10.87	✔	☒	✔	0.81	✔	
Vanguard Selected Value Inv <i>percentile rank</i> <i># of funds in category</i>	VASVX	Mid-Cap Value	1.40 27 418	8.08 42 366	5.97 62 324	11.22 33 226	✔	15.28	1.11	20.53	✔	☒	✔	0.36	✔	
PGIM Jennison Small Company R6 <i>percentile rank</i> <i># of funds in category</i>	PJSQX	Small Growth	-5.44 38 664	8.92 75 585	7.19 84 521	– – 401	✔	15.54	0.86	19.42	✔	☒	✖	0.68	✔	
DFA US Small Cap Value I <i>percentile rank</i> <i># of funds in category</i>	DFSVX	Small Value	-13.74 84 420	4.24 67 384	4.43 63 341	10.03 41 235	✔	19.83	1.11	7.59	✔	☒	✔	0.52	✔	
Non-US Stock																
Invesco Oppenheimer Developing Mkts R6 <i>percentile rank</i> <i># of funds in category</i>	ODVIX	Diversified Emerging Mkts	2.65 26 838	8.05 11 701	2.83 29 569	– – 244	✔	13.47	0.93	12.42	✔	☒	✔	0.87	✔	
American Funds Intl Gr and Inc R6 <i>percentile rank</i> <i># of funds in category</i>	RIGGX	Foreign Large Blend	2.38 8 727	6.74 15 614	2.63 65 492	5.44 16 372	✔	11.30	0.97	11.00	✔	☒	✔	0.57	✔	
! Invesco Oppenheimer International Gr R6 <i>percentile rank</i> <i># of funds in category</i>	OIGIX	Foreign Large Growth	-1.97 75 467	3.74 95 396	3.49 79 340	– – 250	✖	13.22	1.12	23.53	✔	☒	✔	0.69	✔	
Vanguard International Value Inv <i>percentile rank</i> <i># of funds in category</i>	VTRIX	Foreign Large Value	-2.60 25 344	6.18 10 297	2.22 18 249	4.22 28 162	✔	11.42	1.01	11.38	✔	☒	✖	0.38	✔	
American Funds Capital World Gr&Inc R6 <i>percentile rank</i> <i># of funds in category</i>	RWIGX	World Stock	1.64 49 870	8.94 49 733	6.31 53 604	8.28 54 375	✔	10.79	0.91	13.67	✔	☒	✔	0.44	✔	

CITY OF RIALTO 457B DEFERRED

Screens Summary (Data as of 09-30-2019)

 Fund Removed from Approved List
  Fund on Watch List

Name	Ticker	Asset Class	Trailing Performance and Risk				Management			Style		Expense			
			1 Yr	3 Yr	5 Yr	10 Yr	Pass/ Fail	Std Dev 3 Yr %	Beta 3 Yr %	Tenure	Pass/ Fail	Style Box	Pass/ Fail	Exp Ratio	Pass/ Fail
Alternative															
PIMCO Commodity Real Ret Strat Instl <i>percentile rank</i> <i># of funds in category</i>	PCRIX	Commodities Broad Basket	-6.95 34 131	-1.43 51 106	-7.32 55 91	-2.83 8 34		8.88	1.09	11.76		—	—	1.46	
Vanguard Real Estate Index Admiral <i>percentile rank</i> <i># of funds in category</i>	VGSLX	Real Estate	19.89 28 262	7.06 50 226	9.94 36 201	12.89 35 137		12.87	0.98	23.40		—		0.11	
Fixed Income															
Eaton Vance Income Fund of Boston R6 <i>percentile rank</i> <i># of funds in category</i>	EIBRX	High Yield Bond	6.46 27 709	5.39 43 611	5.02 18 530	— — 342		3.75	0.88	23.76		—	—	0.66	
Vanguard Inflation-Protected Secs Adm <i>percentile rank</i> <i># of funds in category</i>	VAIPX	Inflation- Protected Bond	7.03 24 225	2.04 41 194	2.38 20 165	3.39 19 108		3.26	0.99	8.12		—	—	0.10	
Baird Aggregate Bond Instl <i>percentile rank</i> <i># of funds in category</i>	BAGIX	Intermediate- Term Bond	10.69 8 403	3.31 11 356	3.73 6 312	4.72 5 238		3.30	0.98	19.01			—	0.30	
PIMCO Income Instl <i>percentile rank</i> <i># of funds in category</i>	PIMIX	Multisector Bond	6.16 58 326	5.29 15 293	5.12 9 238	8.88 1 122		1.90	0.20	12.51		—	—	1.05	
Federated Government Ultrashrt Dur R6 <i>percentile rank</i> <i># of funds in category</i>	FGULX	Ultrashort Bond	2.35 83 198	1.61 79 154	— — 133	— — 61		0.27	0.02	22.24		—	—	0.24	
Templeton Global Bond R6 <i>percentile rank</i> <i># of funds in category</i>	FBNRX	World Bond	1.16 83 308	3.99 28 279	0.94 81 213	— — 76		6.85	-0.81	17.76		—	—	0.49	
Balanced															
American Funds American Balanced R6 <i>percentile rank</i> <i># of funds in category</i>	RLBGX	Moderate Allocation	5.43 24 716	9.09 13 659	7.91 7 582	10.37 5 427		6.98	1.00	20.76		—		0.28	