

THE MATERIAL WORKS, LTD.

Screens Summary (Data as of 09-30-2019)

Fund Removed from Approved List

Fund on Watch List

Name	Ticker	Asset Class	Trailing Performance and Risk				Management			Style		Expense				
			1 Yr	3 Yr	5 Yr	10 Yr	Pass/ Fail	Std Dev 3 Yr %	Beta 3 Yr %	Tenure	Pass/ Fail	Style Box	Pass/ Fail	Exp Ratio	Pass/ Fail	
US Stock																
T. Rowe Price Dividend Growth <i>percentile rank</i> <i># of funds in category</i>	PRDGX	Large Blend	11.56 4 1,431	14.01 9 1,231	12.01 3 1,092	13.18 10 834		10.23	0.81	19.51				0.64		
Vanguard 500 Index Admiral <i>percentile rank</i> <i># of funds in category</i>	VFIAX	Large Blend Index	4.22 34 1,431	13.36 19 1,231	10.80 14 1,092	13.21 9 834		12.18	1.00	3.43				0.04		
Fidelity® Contrafund® <i>percentile rank</i> <i># of funds in category</i>	FCNTX	Large Growth	-1.29 81 1,390	14.88 49 1,254	11.59 45 1,121	13.65 41 831		13.82	1.01	29.05				0.81		
American Funds Washington Mutual R6 <i>percentile rank</i> <i># of funds in category</i>	RWMGX	Large Value	6.14 19 1,431	13.19 23 1,231	10.09 36 1,092	13.08 15 834		10.50	0.84	22.26				0.29		
Neuberger Berman Mid Cap Growth Inst <i>percentile rank</i> <i># of funds in category</i>	NBMLX	Mid-Cap Growth	2.29 49 603	14.31 37 544	11.11 32 487	13.42 34 375		15.32	1.05	16.67				0.70		
American Century Mid Cap Value I <i>percentile rank</i> <i># of funds in category</i>	AVUAX	Mid-Cap Value	2.92 17 418	8.20 37 366	8.82 9 324	12.50 8 226		13.74	1.01	15.51				0.76		
Carillon Eagle Small Cap Growth I <i>percentile rank</i> <i># of funds in category</i>	HSIIX	Small Growth	-11.63 78 664	8.84 76 585	8.11 74 521	12.19 56 401		17.81	0.99	23.76				0.75		
Delaware Small Cap Value Instl <i>percentile rank</i> <i># of funds in category</i>	DEVIX	Small Value	-4.87 20 420	7.42 17 384	7.00 23 341	11.46 10 235		17.91	0.99	22.43				0.90		
Non-US Stock																
JPMorgan Emerging Markets Equity R5 <i>percentile rank</i> <i># of funds in category</i>	JEMOX	Diversified Emerging Mkts	11.36 1 838	10.25 2 701	- - 569	- - 244		14.78	1.01	14.09				0.89		
Vanguard Developed Markets Index Admiral <i>percentile rank</i> <i># of funds in category</i>	VTMGX	Foreign Large Blend Index	-2.08 52 727	6.28 33 614	3.62 23 492	5.07 28 372		11.44	0.99	6.61				0.07		
Invesco Oppenheimer International Gr Y <i>percentile rank</i> <i># of funds in category</i>	OIGYX	Foreign Large Growth	-2.14 77 467	3.57 96 396	3.31 82 340	6.41 43 250		13.24	1.12	23.53				0.86		
Vanguard International Value Inv <i>percentile rank</i> <i># of funds in category</i>	VTRIX	Foreign Large Value	-2.60 25 344	6.18 10 297	2.22 18 249	4.22 28 162		11.42	1.01	11.38				0.38		
American Funds New Perspective R6 <i>percentile rank</i> <i># of funds in category</i>	RNPGX	World Stock	2.88 36 870	12.38 14 733	9.72 11 604	10.67 9 375		11.98	0.97	18.84				0.44		

THE MATERIAL WORKS, LTD.

Screens Summary (Data as of 09-30-2019)


Fund Removed from Approved List

Fund on Watch List









Name	Ticker	Asset Class	Trailing Performance and Risk				Management			Style		Expense			
			1 Yr	3 Yr	5 Yr	10 Yr	Pass/ Fail	Std Dev 3 Yr %	Beta 3 Yr %	Tenure	Pass/ Fail	Style Box	Pass/ Fail	Exp Ratio	Pass/ Fail
Alternative															
PIMCO Commodity Real Return Strat I2 <i>percentile rank</i> <i># of funds in category</i>	PCRPX	Commodities Broad Basket	-7.08 34 131	-1.52 52 106	-7.41 57 91	-2.92 10 34		8.89	1.09	11.76		—	—	1.56	
Vanguard Real Estate Index Admiral <i>percentile rank</i> <i># of funds in category</i>	VGSLX	Real Estate	19.89 28 262	7.06 50 226	9.94 36 201	12.89 35 137		12.87	0.98	23.40		—		0.11	
Fixed Income															
Eaton Vance Income Fund of Boston I <i>percentile rank</i> <i># of funds in category</i>	EIBIX	High Yield Bond	6.36 29 709	5.30 46 611	4.93 22 530	7.47 19 342		3.72	0.87	23.76		—	—	0.74	
BlackRock Inflation Protected Bond Instl <i>percentile rank</i> <i># of funds in category</i>	BPRIX	Inflation- Protected Bond	6.15 46 225	1.85 56 194	1.84 56 165	3.03 48 108		3.20	0.97	2.62		—	—	0.50	
Baird Aggregate Bond Inst <i>percentile rank</i> <i># of funds in category</i>	BAGIX	Intermediate- Term Bond	10.69 8 403	3.31 11 356	3.73 6 312	4.72 5 238		3.30	0.98	19.01			—	0.30	
PIMCO Income I2 <i>percentile rank</i> <i># of funds in category</i>	PONPX	Multisector Bond	6.05 59 326	5.18 17 293	5.01 10 238	8.78 1 122		1.90	0.20	12.51		—	—	1.15	
Federated Government Ultrashrt Dur Instl <i>percentile rank</i> <i># of funds in category</i>	FGUSX	Ultrashort Bond	2.33 83 198	1.59 80 154	1.03 83 133	0.76 78 61		0.28	0.02	22.24		—	—	0.26	
Templeton Global Bond Adv <i>percentile rank</i> <i># of funds in category</i>	TGBAX	World Bond	1.04 83 308	3.84 31 279	0.80 83 213	3.82 42 76		6.85	-0.81	17.76		—	—	0.61	
Target Date															
Vanguard Target Retirement 2020 Inv <i>percentile rank</i> <i># of funds in category</i>	VTWXX	Target Date	5.29 38 246	7.08 17 205	5.97 5 158	7.96 9 99		6.10	1.04	6.61		—		0.13	
Vanguard Target Retirement 2030 Inv <i>percentile rank</i> <i># of funds in category</i>	VTHRX	Target Date	4.15 44 241	8.29 31 201	6.67 21 154	8.92 16 95		7.98	1.02	6.61		—		0.14	
Vanguard Target Retirement 2040 Inv <i>percentile rank</i> <i># of funds in category</i>	VFORX	Target Date	2.63 46 241	9.28 24 201	7.15 26 154	9.61 16 95		9.71	0.98	6.61		—		0.14	
Vanguard Target Retirement 2050 Inv <i>percentile rank</i> <i># of funds in category</i>	VFIFX	Target Date	2.07 45 241	9.42 35 201	7.24 27 154	9.65 20 77		10.34	0.99	6.61		—		0.15	

THE MATERIAL WORKS, LTD.







Screens Summary (Data as of 09-30-2019)

 Fund Removed from Approved List

 Fund on Watch List

Name	Ticker	Asset Class	Trailing Performance and Risk				Management			Style		Expense			
			1 Yr	3 Yr	5 Yr	10 Yr	Pass/ Fail	Std Dev 3 Yr %	Beta 3 Yr %	Tenure	Pass/ Fail	Style Box	Pass/ Fail	Exp Ratio	Pass/ Fail
Vanguard Target Retirement 2060 Inv	VTTSX	Target Date	2.07	9.41	7.20	—		10.33	0.98	6.61		—		0.15	
<i>percentile rank</i>			<i>44</i>	<i>48</i>	<i>60</i>	<i>—</i>									
<i># of funds in category</i>			<i>216</i>	<i>133</i>	<i>30</i>	<i>—</i>									
Vanguard Target Retirement Income Inv	VTINX	Target Date	6.75	5.10	4.57	5.76		3.72	0.86	6.61		—		0.12	
<i>percentile rank</i>			<i>21</i>	<i>39</i>	<i>23</i>	<i>34</i>									
<i># of funds in category</i>			<i>191</i>	<i>160</i>	<i>127</i>	<i>95</i>									

Balanced

 BlackRock Global Allocation Instl	MALOX	World Allocation	2.77	5.28	3.69	5.53		6.86	0.96	15.76				0.80	
<i>percentile rank</i>			<i>45</i>	<i>53</i>	<i>49</i>	<i>68</i>									
<i># of funds in category</i>			<i>450</i>	<i>376</i>	<i>309</i>	<i>183</i>									