

WATABE WEDDING 401K PLAN

Screens Summary (Data as of 09-30-2019)


Fund Removed from Approved List

Fund on Watch List











Name	Ticker	Asset Class	Trailing Performance and Risk				Management			Style		Expense				
			1 Yr	3 Yr	5 Yr	10 Yr	Pass/ Fail	Std Dev 3 Yr %	Beta 3 Yr %	Tenure	Pass/ Fail	Style Box	Pass/ Fail	Exp Ratio	Pass/ Fail	
US Stock																
Vanguard 500 Index Admiral <i>percentile rank</i> <i># of funds in category</i>	VFIAX	Large Blend Index	4.22 34 1,431	13.36 19 1,231	10.80 14 1,092	13.21 9 834		12.18	1.00	3.43				0.04		
Fidelity® Contrafund® <i>percentile rank</i> <i># of funds in category</i>	FCNTX	Large Growth	-1.29 81 1,390	14.88 49 1,254	11.59 45 1,121	13.65 41 831		13.82	1.01	29.05				0.81		
American Funds Washington Mutual R6 <i>percentile rank</i> <i># of funds in category</i>	RWMGX	Large Value	6.14 19 1,431	13.19 23 1,231	10.09 36 1,092	13.08 15 834		10.50	0.84	22.26				0.29		
Vanguard Mid Cap Index Admiral <i>percentile rank</i> <i># of funds in category</i>	VIMAX	Mid-Cap Blend	3.65 20 426	10.67 21 368	9.20 15 307	13.05 8 227		13.30	0.99	21.38				0.05		
Carillon Eagle Small Cap Growth I <i>percentile rank</i> <i># of funds in category</i>	HSIIX	Small Growth	-11.63 78 664	8.84 76 585	8.11 74 521	12.19 56 401		17.81	0.99	23.76				0.75		
Delaware Small Cap Value Instl <i>percentile rank</i> <i># of funds in category</i>	DEVIX	Small Value	-4.87 20 420	7.42 17 384	7.00 23 341	11.46 10 235		17.91	0.99	22.43				0.90		
Non-US Stock																
JPMorgan Emerging Markets Equity R5 <i>percentile rank</i> <i># of funds in category</i>	JEMOX	Diversified Emerging Mkts	11.36 1 838	10.25 2 701	— — 569	— — 244		14.78	1.01	14.09				0.89		
American Funds Europacific Growth R6 <i>percentile rank</i> <i># of funds in category</i>	REGGX	Foreign Large Blend	1.14 41 467	7.38 39 396	5.02 44 340	6.07 56 250		12.26	1.05	18.34				0.49		
Vanguard Developed Markets Index Admiral <i>percentile rank</i> <i># of funds in category</i>	VTMGX	Foreign Large Blend Index	-2.08 52 727	6.28 33 614	3.62 23 492	5.07 28 372		11.44	0.99	6.61				0.07		
Alternative																
Vanguard Real Estate Index Admiral <i>percentile rank</i> <i># of funds in category</i>	VGSLX	Real Estate	19.89 28 262	7.06 50 226	9.94 36 201	12.89 35 137		12.87	0.98	23.40		—		0.11		
Fixed Income																
BlackRock Inflation Protected Bond Instl <i>percentile rank</i> <i># of funds in category</i>	BPRIX	Inflation-Protected Bond	6.15 46 225	1.85 56 194	1.84 56 165	3.03 48 108		3.20	0.97	2.62		—	—	0.50		

WATABE WEDDING 401K PLAN







Screens Summary (Data as of 09-30-2019)

 Fund Removed from Approved List

 Fund on Watch List

Name	Ticker	Asset Class	Trailing Performance and Risk				Management			Style		Expense			
			1 Yr	3 Yr	5 Yr	10 Yr	Pass/ Fail	Std Dev 3 Yr %	Beta 3 Yr %	Tenure	Pass/ Fail	Style Box	Pass/ Fail	Exp Ratio	Pass/ Fail
Baird Aggregate Bond Inst	BAGIX	Intermediate-Term Bond	10.69	3.31	3.73	4.72		3.30	0.98	19.01			—	0.30	
<i>percentile rank</i>			<i>8</i>	<i>11</i>	<i>6</i>	<i>5</i>									
<i># of funds in category</i>			<i>403</i>	<i>356</i>	<i>312</i>	<i>238</i>									
PIMCO Income I2	PONPX	Multisector Bond	6.05	5.18	5.01	8.78		1.90	0.20	12.51		—	—	1.15	
<i>percentile rank</i>			<i>59</i>	<i>17</i>	<i>10</i>	<i>1</i>									
<i># of funds in category</i>			<i>326</i>	<i>293</i>	<i>238</i>	<i>122</i>									
Federated Government Ultrashrt Dur Instl	FGUSX	Ultrashort Bond	2.33	1.59	1.03	0.76		0.28	0.02	22.24		—	—	0.26	
<i>percentile rank</i>			<i>83</i>	<i>80</i>	<i>83</i>	<i>78</i>									
<i># of funds in category</i>			<i>198</i>	<i>154</i>	<i>133</i>	<i>61</i>									

Balanced

 BlackRock Global Allocation Instl	MALOX	World Allocation	2.77	5.28	3.69	5.53		6.86	0.96	15.76				0.80	
<i>percentile rank</i>			<i>45</i>	<i>53</i>	<i>49</i>	<i>68</i>									
<i># of funds in category</i>			<i>450</i>	<i>376</i>	<i>309</i>	<i>183</i>									