

# AREA SUBSTANCE ABUSE COUNCIL

## Screens Summary (Data as of 09-30-2020)

⊖ Fund Removed from Approved List    ⚠ Fund on Watch List

Name	Ticker	Asset Class	Trailing Performance and Risk				Management			Style		Expense				
			1 Yr	3 Yr	5 Yr	10 Yr	Pass/ Fail	Std Dev 3 Yr %	Beta 3 Yr %	Tenure	Pass/ Fail	Style Box	Pass/ Fail	Exp Ratio	Pass/ Fail	
<b>US Stock</b>																
Vanguard 500 Index Admiral	VFIAX	Large Blend Index	15.11	12.24	14.11	13.71	✔	17.74	1.00	4.43	✔	☐	✔	0.04	✔	
<i>percentile rank</i>			26	19	12	10										
<i># of funds in category</i>			1,379	1,239	1,075	828										
MFS Growth R6	MFEKX	Large Growth	32.47	22.52	20.27	—	✔	17.60	0.91	18.51	✔	☐	✔	0.57	✔	
<i>percentile rank</i>			45	18	16	—										
<i># of funds in category</i>			1,331	1,241	1,107	821										
Invesco Diversified Dividend R6	LCEFX	Large Value	-7.00	1.91	5.63	—	✔	15.17	0.81	17.76	✔	☐	✔	0.42	✔	
<i>percentile rank</i>			67	59	79	—										
<i># of funds in category</i>			1,209	1,133	996	718										
Vanguard Mid Cap Index Admiral	VIMAX	Mid-Cap Blend	7.08	7.98	10.33	11.97	✔	20.37	0.98	22.38	✔	☐	✔	0.05	✔	
<i>percentile rank</i>			11	11	13	7										
<i># of funds in category</i>			403	368	295	213										
⚠ PGIM Jennison Small Company R6	PJSQX	Small Growth	7.78	4.92	8.98	—	✔	25.90	1.09	6.85	✔	☐	✖	0.69	✔	
<i>percentile rank</i>			74	75	80	—										
<i># of funds in category</i>			626	581	515	388										
DFA US Small Cap Value I	DFSVX	Small Value	-15.86	-7.29	1.60	6.80	✔	26.52	1.12	8.59	✔	☐	✔	0.51	✔	
<i>percentile rank</i>			57	74	68	43										
<i># of funds in category</i>			416	387	356	254										
<b>Non-US Stock</b>																
JPMorgan Emerging Markets Equity R6	JEMWX	Diversified Emerging Mkts	23.13	9.82	14.95	—	✔	19.97	1.02	15.09	✔	☐	✔	0.79	✔	
<i>percentile rank</i>			10	5	3	—										
<i># of funds in category</i>			790	695	590	265										
American Funds Intl Gr and Inc R6	RIGGX	Foreign Large Blend	-0.01	1.04	5.21	4.79	✔	17.01	1.03	12.01	✔	☐	✔	0.54	✔	
<i>percentile rank</i>			69	43	52	30										
<i># of funds in category</i>			761	651	551	368										
Vanguard Developed Markets Index Admiral	VTMGX	Foreign Large Blend Index	2.18	0.94	5.79	4.96	✔	16.43	1.00	7.61	✔	☐	✔	0.07	✔	
<i>percentile rank</i>			44	45	35	26										
<i># of funds in category</i>			761	651	551	368										
<b>Alternative</b>																
Vanguard Real Estate Index Admiral	VGSLX	Real Estate	-12.19	2.37	5.22	8.50	✔	18.00	0.94	24.40	✔	—	✔	0.12	✔	
<i>percentile rank</i>			33	44	31	38										
<i># of funds in category</i>			252	224	197	141										
<b>Fixed Income</b>																
Vanguard Inflation-Protected Secs Adm	VAIPX	Inflation-Protected Bond	9.80	5.63	4.46	3.46	✔	3.59	0.94	9.12	✔	—	—	0.10	✔	
<i>percentile rank</i>			34	34	31	20										
<i># of funds in category</i>			210	200	172	116										

# AREA SUBSTANCE ABUSE COUNCIL

## Screens Summary (Data as of 09-30-2020)

⊖ Fund Removed from Approved List


⚠ Fund on Watch List


Name	Ticker	Asset Class	Trailing Performance and Risk				Management			Style		Expense			
			1 Yr	3 Yr	5 Yr	10 Yr	Pass/ Fail	Std Dev 3 Yr %	Beta 3 Yr %	Tenure	Pass/ Fail	Style Box	Pass/ Fail	Exp Ratio	Pass/ Fail
Baird Aggregate Bond Inst <i>percentile rank</i> <i># of funds in category</i>	BAGIX	Intermediate-Term Bond	7.80 14 418	5.62 13 381	4.69 12 336	4.44 4 256	✔	3.78	1.08	20.02	✔	☒	—	0.30	✔
PIMCO Income Instl <i>percentile rank</i> <i># of funds in category</i>	PIMIX	Multisector Bond	3.84 35 329	3.63 36 292	5.49 12 248	7.03 1 133	✔	5.59	0.83	13.52	✔	—	—	1.09	✔
Federated Hermes Govt Ultrashort R6 <i>percentile rank</i> <i># of funds in category</i>	FGULX	Ultrashort Bond	1.79 49 209	1.90 64 168	— — 133	— — 64	✔	0.46	0.06	23.24	✔	—	—	0.24	✔





Target Date																
BlackRock LifePath® Index 2025 K <i>percentile rank</i> <i># of funds in category</i>	LIBKX	Target Date	8.87 40 218	6.76 25 186	8.15 34 146	— — 89	✔	9.71	0.96	9.34	✔	—	✔	0.09	✔	
BlackRock LifePath® Index 2030 K <i>percentile rank</i> <i># of funds in category</i>	LINKX	Target Date	8.83 49 228	6.94 27 194	8.74 36 153	— — 91	✔	11.53	0.98	9.34	✔	—	✔	0.09	✔	
BlackRock LifePath® Index 2035 K <i>percentile rank</i> <i># of funds in category</i>	LIJXX	Target Date	8.84 55 211	7.11 30 183	9.28 36 143	— — 86	✔	13.28	0.98	9.34	✔	—	✔	0.09	✔	
BlackRock LifePath® Index 2040 K <i>percentile rank</i> <i># of funds in category</i>	LIKXX	Target Date	8.73 56 222	7.19 25 194	9.73 33 153	— — 91	✔	14.89	0.99	9.34	✔	—	✔	0.09	✔	
BlackRock LifePath® Index 2045 K <i>percentile rank</i> <i># of funds in category</i>	LIHXX	Target Date	8.78 56 211	7.28 27 183	10.02 30 143	— — 85	✔	16.06	1.01	9.34	✔	—	✔	0.09	✔	
BlackRock LifePath® Index 2050 K <i>percentile rank</i> <i># of funds in category</i>	LIPXX	Target Date	8.77 54 222	7.30 27 194	10.09 32 153	— — 79	✔	16.57	1.03	9.34	✔	—	✔	0.09	✔	
BlackRock LifePath® Index 2055 K <i>percentile rank</i> <i># of funds in category</i>	LIVXX	Target Date	8.85 54 211	7.30 28 183	10.12 29 140	— — 35	✔	16.60	1.02	9.34	✔	—	✔	0.09	✔	
BlackRock LifePath® Index 2060 K <i>percentile rank</i> <i># of funds in category</i>	LIZXX	Target Date	8.77 59 242	7.31 27 171	— — 71	— — —	✔	16.62	1.02	4.59	✔	—	✔	0.09	✔	
BlackRock LifePath® Index 2065 K <i>percentile rank</i> <i># of funds in category</i>	LIWXX	Target Date	— — 242	— — 171	— — 71	— — —	—	—	—	0.92	✖	—	✔	0.09	✔	
BlackRock LifePath® Index Retire K <i>percentile rank</i> <i># of funds in category</i>	LIRXX	Target Date	8.79 3 177	6.42 3 151	6.96 5 128	— — 90	✔	7.37	1.11	9.34	✔	—	✔	0.09	✔	

# AREA SUBSTANCE ABUSE COUNCIL

## Screens Summary (Data as of 09-30-2020)

 Fund Removed from Approved List

 Fund on Watch List

Name	Ticker	Asset Class	Trailing Performance and Risk							Management		Style		Expense	
			1 Yr	3 Yr	5 Yr	10 Yr	Pass/ Fail	Std Dev 3 Yr %	Beta 3 Yr %	Tenure	Pass/ Fail	Style Box	Pass/ Fail	Exp Ratio	Pass/ Fail
<b>Balanced</b>															
American Funds American Balanced R6	RLBGX	Moderate Allocation	9.42	8.00	9.82	10.16		10.22	0.95	21.76		—		0.26	
<i>percentile rank</i>			<i>32</i>	<i>22</i>	<i>13</i>	<i>4</i>									
<i># of funds in category</i>			<i>676</i>	<i>638</i>	<i>582</i>	<i>414</i>									