

EAST WEST MANAGEMENT INSTITUTE 401K

Screens Summary (Data as of 09-30-2020)

Fund Removed from Approved List

Fund on Watch List

Name	Ticker	Asset Class	Trailing Performance and Risk				Management			Style		Expense				
			1 Yr	3 Yr	5 Yr	10 Yr	Pass/ Fail	Std Dev 3 Yr %	Beta 3 Yr %	Tenure	Pass/ Fail	Style Box	Pass/ Fail	Exp Ratio	Pass/ Fail	
US Stock																
Vanguard 500 Index Admiral	VFIAX	Large Blend Index	15.11	12.24	14.11	13.71		17.74	1.00	4.43				0.04		
<i>percentile rank</i>			26	19	12	10										
<i># of funds in category</i>			1,379	1,239	1,075	828										
Fidelity® Contrafund®	FCNTX	Large Growth	35.10	18.47	17.75	15.52		19.07	0.99	30.06				0.85		
<i>percentile rank</i>			35	49	44	45										
<i># of funds in category</i>			1,331	1,241	1,107	821										
JPMorgan Equity Income R6	OIEJX	Large Value	-1.84	6.06	9.80	—		16.68	0.90	16.18				0.49		
<i>percentile rank</i>			31	15	12	—										
<i># of funds in category</i>			1,209	1,133	996	718										
Vanguard Mid Cap Index Admiral	VIMAX	Mid-Cap Blend	7.08	7.98	10.33	11.97		20.37	0.98	22.38				0.05		
<i>percentile rank</i>			11	11	13	7										
<i># of funds in category</i>			403	368	295	213										
Vanguard Small Cap Growth Index Admiral	VSGAX	Small Growth	18.68	12.85	13.69	—		22.68	0.97	15.76				0.07		
<i>percentile rank</i>			46	39	42	—										
<i># of funds in category</i>			626	581	515	388										
Vanguard Small Cap Value Index Admiral	VSIAX	Small Value	-12.30	-2.67	4.80	—		23.45	0.99	4.43				0.07		
<i>percentile rank</i>			25	15	16	—										
<i># of funds in category</i>			416	387	356	254										
Non-US Stock																
American Funds New World R6	RNWXG	Diversified Emerging Mkts	14.50	7.70	11.37	6.06		17.07	0.85	21.30				0.60		
<i>percentile rank</i>			27	8	16	1										
<i># of funds in category</i>			790	695	590	265										
MFS Research International R4	MRSJX	Foreign Large Blend	10.30	5.32	7.72	5.72		14.96	0.90	4.42				0.86		
<i>percentile rank</i>			8	2	6	9										
<i># of funds in category</i>			761	651	551	368										
Vanguard Developed Markets Index Admiral	VTMGX	Foreign Large Blend Index	2.18	0.94	5.79	4.96		16.43	1.00	7.61				0.07		
<i>percentile rank</i>			44	45	35	26										
<i># of funds in category</i>			761	651	551	368										
Alternative																
Vanguard Real Estate Index Admiral	VGSLX	Real Estate	-12.19	2.37	5.22	8.50		18.00	0.94	24.40		—		0.12		
<i>percentile rank</i>			33	44	31	38										
<i># of funds in category</i>			252	224	197	141										
Fixed Income																
BlackRock Inflation Protected Bond Instl	BPRIX	Inflation-Protected Bond	11.16	5.78	4.47	3.21		4.05	1.05	3.63		—	—	0.65		
<i>percentile rank</i>			12	19	30	33										
<i># of funds in category</i>			210	200	172	116										

EAST WEST MANAGEMENT INSTITUTE 401K

Screens Summary (Data as of 09-30-2020)


⊖ Fund Removed from Approved List
 ! Fund on Watch List

Name	Ticker	Asset Class	Trailing Performance and Risk				Management			Style		Expense			
			1 Yr	3 Yr	5 Yr	10 Yr	Pass/ Fail	Std Dev 3 Yr %	Beta 3 Yr %	Tenure	Pass/ Fail	Style Box	Pass/ Fail	Exp Ratio	Pass/ Fail
Vanguard Interm-Term Bond Index Adm	VBILX	Intermediate-Term Bond	8.90	6.25	4.86	4.41	✔	4.01	1.16	12.44	✔	☒	—	0.07	✔
<i>percentile rank</i>			4	1	7	4									
<i># of funds in category</i>			418	381	336	256									
Loomis Sayles Bond N	LSBNX	Multisector Bond	-0.66	1.73	4.06	—	✔	7.61	1.12	29.40	✔	—	—	0.59	✔
<i>percentile rank</i>			85	84	61	—									
<i># of funds in category</i>			329	292	248	133									
PIMCO Short-Term Instl	PTSHX	Ultrashort Bond	2.80	2.39	2.50	1.86	✔	2.36	0.12	9.75	✔	—	—	0.55	✔
<i>percentile rank</i>			4	22	3	6									
<i># of funds in category</i>			209	168	133	64									





















Target Date															
Vanguard Target Retirement 2015 Inv	VTXVX	Target Date	7.68	6.09	7.04	7.04	✔	6.94	0.86	7.61	✔	—	✔	0.13	✔
<i>percentile rank</i>			62	35	51	32									
<i># of funds in category</i>			120	93	68	46									
Vanguard Target Retirement 2020 Inv	VTWNX	Target Date	8.51	6.54	7.96	7.81	✔	9.14	1.02	7.61	✔	—	✔	0.13	✔
<i>percentile rank</i>			34	20	18	10									
<i># of funds in category</i>			199	170	130	86									
Vanguard Target Retirement 2025 Inv	VTTVX	Target Date	9.04	6.89	8.60	8.38	✔	10.72	1.05	7.61	✔	—	✔	0.13	✔
<i>percentile rank</i>			38	23	18	12									
<i># of funds in category</i>			218	186	146	89									
Vanguard Target Retirement 2030 Inv	VTHRX	Target Date	9.38	7.04	9.07	8.84	✔	11.99	1.02	7.61	✔	—	✔	0.14	✔
<i>percentile rank</i>			34	25	29	19									
<i># of funds in category</i>			228	194	153	91									
Vanguard Target Retirement 2035 Inv	VTTX	Target Date	9.71	7.16	9.53	9.29	✔	13.26	0.98	7.61	✔	—	✔	0.14	✔
<i>percentile rank</i>			33	25	29	16									
<i># of funds in category</i>			211	183	143	86									
Vanguard Target Retirement 2040 Inv	VFORX	Target Date	9.96	7.27	9.97	9.58	✔	14.53	0.97	7.61	✔	—	✔	0.14	✔
<i>percentile rank</i>			32	22	27	16									
<i># of funds in category</i>			222	194	153	91									
Vanguard Target Retirement 2045 Inv	VTIVX	Target Date	10.27	7.32	10.13	9.66	✔	15.64	0.98	7.61	✔	—	✔	0.15	✔
<i>percentile rank</i>			34	23	23	16									
<i># of funds in category</i>			211	183	143	85									
Vanguard Target Retirement 2050 Inv	VFIFX	Target Date	10.26	7.32	10.13	9.65	✔	15.65	0.97	7.61	✔	—	✔	0.15	✔
<i>percentile rank</i>			35	25	27	22									
<i># of funds in category</i>			222	194	153	79									
Vanguard Target Retirement 2055 Inv	VFFVX	Target Date	10.25	7.31	10.12	9.68	✔	15.63	0.96	7.61	✔	—	✔	0.15	✔
<i>percentile rank</i>			36	27	32	26									
<i># of funds in category</i>			211	183	140	35									
Vanguard Target Retirement 2060 Inv	VTTX	Target Date	10.25	7.31	10.12	—	✔	15.63	0.96	7.61	✔	—	✔	0.15	✔
<i>percentile rank</i>			38	29	48	—									
<i># of funds in category</i>			242	171	71	—									
Vanguard Target Retirement 2065 Inv	VLXVX	Target Date	10.11	7.25	—	—	✔	15.64	0.96	3.22	✔	—	✔	0.15	✔
<i>percentile rank</i>			41	34	—	—									
<i># of funds in category</i>			242	171	71	—									

EAST WEST MANAGEMENT INSTITUTE 401K

Screens Summary (Data as of 09-30-2020)

 Fund Removed from Approved List

 Fund on Watch List

Name	Ticker	Asset Class	Trailing Performance and Risk				Management			Style		Expense			
			1 Yr	3 Yr	5 Yr	10 Yr	Pass/ Fail	Std Dev 3 Yr %	Beta 3 Yr %	Tenure	Pass/ Fail	Style Box	Pass/ Fail	Exp Ratio	Pass/ Fail
Vanguard Target Retirement Income Inv	VTINX	Target Date	7.35	5.79	6.03	5.60		5.73	0.86	7.61		—		0.12	
<i>percentile rank</i>			<i>28</i>	<i>17</i>	<i>29</i>	<i>17</i>									
<i># of funds in category</i>			<i>177</i>	<i>151</i>	<i>128</i>	<i>90</i>									
Balanced															
Vanguard LifeStrategy Cnsv Gr Inv	VSCGX	Target Risk	8.11	6.43	7.02	6.38		7.28	1.01	26.02		—		0.12	
<i>percentile rank</i>			<i>21</i>	<i>12</i>	<i>18</i>	<i>24</i>									
<i># of funds in category</i>			<i>547</i>	<i>517</i>	<i>451</i>	<i>285</i>									
Vanguard LifeStrategy Growth Inv	VASGX	Target Risk	9.91	7.19	9.54	8.98		13.94	1.02	26.02		—		0.14	
<i>percentile rank</i>			<i>23</i>	<i>23</i>	<i>18</i>	<i>19</i>									
<i># of funds in category</i>			<i>325</i>	<i>310</i>	<i>280</i>	<i>190</i>									
Vanguard LifeStrategy Income Inv	VASIX	Target Risk	6.82	5.84	5.62	4.95		4.42	0.97	26.02		—		0.11	
<i>percentile rank</i>			<i>12</i>	<i>4</i>	<i>15</i>	<i>32</i>									
<i># of funds in category</i>			<i>186</i>	<i>176</i>	<i>158</i>	<i>97</i>									
Vanguard LifeStrategy Moderate Gr Inv	VSMGX	Target Risk	9.07	6.85	8.32	7.76		10.56	0.99	26.02		—		0.13	
<i>percentile rank</i>			<i>35</i>	<i>36</i>	<i>35</i>	<i>45</i>									
<i># of funds in category</i>			<i>676</i>	<i>638</i>	<i>582</i>	<i>414</i>									