

MONTALBANO INC 401K PROFIT SHARING

Screens Summary (Data as of 09-30-2020)

Fund Removed from Approved List

Fund on Watch List

Name	Ticker	Asset Class	Trailing Performance and Risk				Management			Style		Expense			
			1 Yr	3 Yr	5 Yr	10 Yr	Pass/ Fail	Std Dev 3 Yr %	Beta 3 Yr %	Tenure	Pass/ Fail	Style Box	Pass/ Fail	Exp Ratio	Pass/ Fail
US Stock															
Vanguard FTSE Social Index Admiral <i>percentile rank</i> <i># of funds in category</i>	VFTAX	Large Blend Index	20.71 6 1,379	- - 1,239	- - 1,075	- - 828	-	-	-	4.78				0.14	
State St Russell Lg Cap Gr® Indx NL Cl C <i>percentile rank</i> <i># of funds in category</i>		Large Growth	37.50 27 1,331	21.60 25 1,241	20.04 18 1,107	17.20 18 821		19.03	1.00	21.26				0.04	
DFA US Large Cap Value I <i>percentile rank</i> <i># of funds in category</i>	DFLVX	Large Value	-8.54 76 1,209	-0.04 79 1,133	6.69 63 996	10.09 29 718		21.09	1.15	8.59				0.26	
MFS Mid Cap Growth R6 <i>percentile rank</i> <i># of funds in category</i>	OTCKX	Mid-Cap Growth	25.48 36 608	20.04 18 558	17.94 15 501	- - 381		18.49	0.88	11.87				0.74	
State St Russell Sm Cap® Gr Indx NL Cl C <i>percentile rank</i> <i># of funds in category</i>		Small Growth	15.27 55 626	7.96 63 581	11.24 62 515	12.21 59 388		23.10	1.00	11.08				0.05	
State St Russell Sm Cp® Val Indx NL Cl C <i>percentile rank</i> <i># of funds in category</i>		Small Value	-14.53 43 416	-4.98 35 387	4.16 26 356	7.12 33 254		23.36	0.99	11.08				0.05	
Non-US Stock															
Vanguard Emerging Mkts Stock Idx Adm <i>percentile rank</i> <i># of funds in category</i>	VEMAX	Diversified Emerging Mkts	9.75 47 790	2.50 39 695	8.20 45 590	2.26 52 265		18.98	0.99	12.10				0.14	
American Funds Europacific Growth R6 <i>percentile rank</i> <i># of funds in category</i>	REGGX	Foreign Large Blend	14.97 58 469	5.67 60 420	9.08 50 336	6.79 52 246		17.32	1.09	19.35				0.46	
Vanguard Developed Markets Index Admiral <i>percentile rank</i> <i># of funds in category</i>	VTMGX	Foreign Large Blend Index	2.18 44 761	0.94 45 651	5.79 35 551	4.96 26 368		16.43	1.00	7.61				0.07	
Alternative															
Vanguard Real Estate Index Admiral <i>percentile rank</i> <i># of funds in category</i>	VGSLX	Real Estate	-12.19 33 252	2.37 44 224	5.22 31 197	8.50 38 141		18.00	0.94	24.40		-		0.12	
Fixed Income															
Western Asset Core Plus Bond IS <i>percentile rank</i> <i># of funds in category</i>	WAPSX	Core Plus Bond	7.52 30 604	5.69 14 537	5.70 4 459	5.11 5 341		5.16	1.18	13.76		-	-	0.42	

MONTALBANO INC 401K PROFIT SHARING

Screens Summary (Data as of 09-30-2020)

Fund Removed from Approved List

Fund on Watch List

Name	Ticker	Asset Class	Trailing Performance and Risk				Management			Style		Expense			
			1 Yr	3 Yr	5 Yr	10 Yr	Pass/ Fail	Std Dev 3 Yr %	Beta 3 Yr %	Tenure	Pass/ Fail	Style Box	Pass/ Fail	Exp Ratio	Pass/ Fail
PIMCO Real Return Instl	PRRIX	Inflation-Protected Bond	10.86	5.79	4.82	3.48		3.97	1.02	1.73		—	—	0.53	
<i>percentile rank</i>			13	19	9	18									
<i># of funds in category</i>			210	200	172	116									
American Century Diversified Bond R6	ADDVX	Intermediate-Term Bond	6.85	4.78	4.02	—		3.69	1.06	18.84			—	0.35	
<i>percentile rank</i>			48	63	50	—									
<i># of funds in category</i>			418	381	336	256									
PIMCO Short-Term Instl	PTSHX	Ultrashort Bond	2.80	2.39	2.50	1.86		2.36	0.12	9.75		—	—	0.55	
<i>percentile rank</i>			4	22	3	6									
<i># of funds in category</i>			209	168	133	64									

Target Date










Vanguard Target Retirement 2015 Inv	VTXVX	Target Date	7.68	6.09	7.04	7.04		6.94	0.86	7.61		—		0.13	
<i>percentile rank</i>			62	35	51	32									
<i># of funds in category</i>			120	93	68	46									
Vanguard Target Retirement 2020 Inv	VTWNX	Target Date	8.51	6.54	7.96	7.81		9.14	1.02	7.61		—		0.13	
<i>percentile rank</i>			34	20	18	10									
<i># of funds in category</i>			199	170	130	86									
Vanguard Target Retirement 2025 Inv	VTTVX	Target Date	9.04	6.89	8.60	8.38		10.72	1.05	7.61		—		0.13	
<i>percentile rank</i>			38	23	18	12									
<i># of funds in category</i>			218	186	146	89									
Vanguard Target Retirement 2030 Inv	VTHRX	Target Date	9.38	7.04	9.07	8.84		11.99	1.02	7.61		—		0.14	
<i>percentile rank</i>			34	25	29	19									
<i># of funds in category</i>			228	194	153	91									
Vanguard Target Retirement 2035 Inv	VTTX	Target Date	9.71	7.16	9.53	9.29		13.26	0.98	7.61		—		0.14	
<i>percentile rank</i>			33	25	29	16									
<i># of funds in category</i>			211	183	143	86									
Vanguard Target Retirement 2040 Inv	VFORX	Target Date	9.96	7.27	9.97	9.58		14.53	0.97	7.61		—		0.14	
<i>percentile rank</i>			32	22	27	16									
<i># of funds in category</i>			222	194	153	91									
Vanguard Target Retirement 2045 Inv	VTIVX	Target Date	10.27	7.32	10.13	9.66		15.64	0.98	7.61		—		0.15	
<i>percentile rank</i>			34	23	23	16									
<i># of funds in category</i>			211	183	143	85									
Vanguard Target Retirement 2050 Inv	VFIFX	Target Date	10.26	7.32	10.13	9.65		15.65	0.97	7.61		—		0.15	
<i>percentile rank</i>			35	25	27	22									
<i># of funds in category</i>			222	194	153	79									
Vanguard Target Retirement 2055 Inv	VFFVX	Target Date	10.25	7.31	10.12	9.68		15.63	0.96	7.61		—		0.15	
<i>percentile rank</i>			36	27	32	26									
<i># of funds in category</i>			211	183	140	35									
Vanguard Target Retirement 2060 Inv	VTTX	Target Date	10.25	7.31	10.12	—		15.63	0.96	7.61		—		0.15	
<i>percentile rank</i>			38	29	48	—									
<i># of funds in category</i>			242	171	71	—									
Vanguard Target Retirement 2065 Inv	VLXVX	Target Date	10.11	7.25	—	—		15.64	0.96	3.22		—		0.15	
<i>percentile rank</i>			41	34	—	—									
<i># of funds in category</i>			242	171	71	—									

MONTALBANO INC 401K PROFIT SHARING

Screens Summary (Data as of 09-30-2020)

 Fund Removed from Approved List

 Fund on Watch List

Name	Ticker	Asset Class	Trailing Performance and Risk				Management			Style		Expense			
			1 Yr	3 Yr	5 Yr	10 Yr	Pass/ Fail	Std Dev 3 Yr %	Beta 3 Yr %	Tenure	Pass/ Fail	Style Box	Pass/ Fail	Exp Ratio	Pass/ Fail
Vanguard Target Retirement Income Inv	VTINX	Target Date	7.35	5.79	6.03	5.60		5.73	0.86	7.61		—		0.12	
<i>percentile rank</i>			28	17	29	17									
<i># of funds in category</i>			177	151	128	90									
Balanced															
American Funds Capital Income Bldr R6	RIRGX	World Allocation	-0.24	2.09	5.53	6.26		10.23	0.92	28.77				0.27	
<i>percentile rank</i>			56	53	49	24									
<i># of funds in category</i>			477	406	349	219									