

PRINTRON 401K PROFIT SHARING PLAN

Screens Summary (Data as of 09-30-2020)

⊖ Fund Removed from Approved List ⚠ Fund on Watch List

Name	Ticker	Asset Class	Trailing Performance and Risk				Management			Style		Expense				
			1 Yr	3 Yr	5 Yr	10 Yr	Pass/ Fail	Std Dev 3 Yr %	Beta 3 Yr %	Tenure	Pass/ Fail	Style Box	Pass/ Fail	Exp Ratio	Pass/ Fail	
US Stock																
T. Rowe Price Dividend Growth <i>percentile rank</i> <i># of funds in category</i>	PRDGX	Large Blend	8.69 67 1,379	11.81 29 1,239	13.54 29 1,075	13.27 27 828	✔	15.15	0.83	20.52	✔	☒	✔	0.62	✔	
Vanguard 500 Index Admiral <i>percentile rank</i> <i># of funds in category</i>	VFIAX	Large Blend Index	15.11 26 1,379	12.24 19 1,239	14.11 12 1,075	13.71 10 828	✔	17.74	1.00	4.43	✔	☒	✔	0.04	✔	
Fidelity® Contrafund® <i>percentile rank</i> <i># of funds in category</i>	FCNTX	Large Growth	35.10 35 1,331	18.47 49 1,241	17.75 44 1,107	15.52 45 821	✔	19.07	0.99	30.06	✔	☒	✔	0.85	✔	
American Funds Washington Mutual R6 <i>percentile rank</i> <i># of funds in category</i>	RWMGX	Large Value	4.38 81 1,379	8.17 71 1,239	11.83 57 1,075	12.22 54 828	✔	15.92	0.88	23.27	✔	☒	✔	0.27	✔	
MFS Mid Cap Growth R6 <i>percentile rank</i> <i># of funds in category</i>	OTCKX	Mid-Cap Growth	25.48 36 608	20.04 18 558	17.94 15 501	– – 381	✔	18.49	0.88	11.87	✔	☒	✔	0.74	✔	
American Century Mid Cap Value I <i>percentile rank</i> <i># of funds in category</i>	AVUAX	Mid-Cap Value	-6.92 26 418	0.92 21 390	7.12 12 347	10.05 6 248	✔	19.25	0.88	16.51	✔	☒	✔	0.78	✔	
MFS New Discovery R4 <i>percentile rank</i> <i># of funds in category</i>	MNDJX	Small Growth	29.19 27 626	20.06 16 581	17.93 16 515	13.82 30 388	✔	22.50	0.96	6.75	✔	☒	✖	1.06	✔	
Delaware Small Cap Value Instl <i>percentile rank</i> <i># of funds in category</i>	DEVIX	Small Value	-18.72 79 416	-5.94 52 387	3.50 32 356	7.00 37 254	✔	24.65	1.03	23.43	✔	☒	✔	0.90	✔	
Non-US Stock																
JPMorgan Emerging Markets Equity R5 <i>percentile rank</i> <i># of funds in category</i>	JEMOX	Diversified Emerging Mkts	23.01 10 790	9.71 5 695	– – 590	– – 265	✔	19.96	1.02	15.09	✔	☒	✔	0.89	✔	
Vanguard Developed Markets Index Admiral <i>percentile rank</i> <i># of funds in category</i>	VTMGX	Foreign Large Blend Index	2.18 44 761	0.94 45 651	5.79 35 551	4.96 26 368	✔	16.43	1.00	7.61	✔	☒	✔	0.07	✔	
MFS International Growth R4 <i>percentile rank</i> <i># of funds in category</i>	MGRVX	Foreign Large Growth	13.06 65 469	8.37 35 420	11.15 25 336	7.56 31 246	✔	14.61	0.91	10.72	✔	☒	✔	0.83	✔	
Vanguard International Value Inv <i>percentile rank</i> <i># of funds in category</i>	VTRIX	Foreign Large Value	-4.07 30 342	-1.62 16 314	4.45 9 275	3.54 23 180	✔	16.89	1.07	12.38	✔	☒	✖	0.37	✔	
American Funds New Perspective R6 <i>percentile rank</i> <i># of funds in category</i>	RNPGX	World Stock	25.74 15 826	13.77 14 727	14.71 11 613	12.22 8 365	✔	17.67	1.05	19.84	✔	☒	✔	0.42	✔	

PRINTRON 401K PROFIT SHARING PLAN

Screens Summary (Data as of 09-30-2020)

⊖ Fund Removed from Approved List ⚠ Fund on Watch List

















Name	Ticker	Asset Class	Trailing Performance and Risk				Management			Style		Expense			
			1 Yr	3 Yr	5 Yr	10 Yr	Pass/ Fail	Std Dev 3 Yr %	Beta 3 Yr %	Tenure	Pass/ Fail	Style Box	Pass/ Fail	Exp Ratio	Pass/ Fail
Alternative															
Vanguard Real Estate Index Admiral	VGSLX	Real Estate	-12.19	2.37	5.22	8.50	✓	18.00	0.94	24.40	✓	—	✓	0.12	✓
<i>percentile rank</i>			33	44	31	38									
<i># of funds in category</i>			252	224	197	141									
Fixed Income															
Eaton Vance Income Fund of Boston I	EIBIX	High Yield Bond	1.44	3.25	5.44	5.91	✓	8.38	0.90	5.91	✓	—	—	0.75	✓
<i>percentile rank</i>			58	48	47	20									
<i># of funds in category</i>			678	622	538	351									
Baird Aggregate Bond Inst	BAGIX	Intermediate-Term Bond	7.80	5.62	4.69	4.44	✓	3.78	1.08	20.02	✓	☒	—	0.30	✓
<i>percentile rank</i>			14	13	12	4									
<i># of funds in category</i>			418	381	336	256									
PIMCO Income I2	PONPX	Multisector Bond	3.74	3.52	5.39	6.93	✓	5.59	0.83	13.52	✓	—	—	1.19	✓
<i>percentile rank</i>			39	39	14	1									
<i># of funds in category</i>			329	292	248	133									
Target Date															
Vanguard Target Retirement 2015 Inv	VTXVX	Target Date	7.68	6.09	7.04	7.04	✓	6.94	0.86	7.61	✓	—	✓	0.13	✓
<i>percentile rank</i>			62	35	51	32									
<i># of funds in category</i>			120	93	68	46									
Vanguard Target Retirement 2020 Inv	VTWNX	Target Date	8.51	6.54	7.96	7.81	✓	9.14	1.02	7.61	✓	—	✓	0.13	✓
<i>percentile rank</i>			34	20	18	10									
<i># of funds in category</i>			199	170	130	86									
Vanguard Target Retirement 2025 Inv	VTTVX	Target Date	9.04	6.89	8.60	8.38	✓	10.72	1.05	7.61	✓	—	✓	0.13	✓
<i>percentile rank</i>			38	23	18	12									
<i># of funds in category</i>			218	186	146	89									
Vanguard Target Retirement 2030 Inv	VTHRX	Target Date	9.38	7.04	9.07	8.84	✓	11.99	1.02	7.61	✓	—	✓	0.14	✓
<i>percentile rank</i>			34	25	29	19									
<i># of funds in category</i>			228	194	153	91									
Vanguard Target Retirement 2035 Inv	VTTX	Target Date	9.71	7.16	9.53	9.29	✓	13.26	0.98	7.61	✓	—	✓	0.14	✓
<i>percentile rank</i>			33	25	29	16									
<i># of funds in category</i>			211	183	143	86									
Vanguard Target Retirement 2040 Inv	VFORX	Target Date	9.96	7.27	9.97	9.58	✓	14.53	0.97	7.61	✓	—	✓	0.14	✓
<i>percentile rank</i>			32	22	27	16									
<i># of funds in category</i>			222	194	153	91									
Vanguard Target Retirement 2045 Inv	VTIVX	Target Date	10.27	7.32	10.13	9.66	✓	15.64	0.98	7.61	✓	—	✓	0.15	✓
<i>percentile rank</i>			34	23	23	16									
<i># of funds in category</i>			211	183	143	85									
Vanguard Target Retirement 2050 Inv	VFIFX	Target Date	10.26	7.32	10.13	9.65	✓	15.65	0.97	7.61	✓	—	✓	0.15	✓
<i>percentile rank</i>			35	25	27	22									
<i># of funds in category</i>			222	194	153	79									

PRINTRON 401K PROFIT SHARING PLAN

Screens Summary (Data as of 09-30-2020)

 Fund Removed from Approved List

 Fund on Watch List

Name	Ticker	Asset Class	Trailing Performance and Risk				Management			Style		Expense			
			1 Yr	3 Yr	5 Yr	10 Yr	Pass/ Fail	Std Dev 3 Yr %	Beta 3 Yr %	Tenure	Pass/ Fail	Style Box	Pass/ Fail	Exp Ratio	Pass/ Fail
Vanguard Target Retirement 2055 Inv	VFFVX	Target Date	10.25	7.31	10.12	9.68		15.63	0.96	7.61		—		0.15	
<i>percentile rank</i>			<i>36</i>	<i>27</i>	<i>32</i>	<i>26</i>									
<i># of funds in category</i>			<i>211</i>	<i>183</i>	<i>140</i>	<i>35</i>									
Vanguard Target Retirement 2060 Inv	VTTSX	Target Date	10.25	7.31	10.12	—		15.63	0.96	7.61		—		0.15	
<i>percentile rank</i>			<i>38</i>	<i>29</i>	<i>48</i>	<i>—</i>									
<i># of funds in category</i>			<i>242</i>	<i>171</i>	<i>71</i>	<i>—</i>									
Vanguard Target Retirement 2065 Inv	VLXVX	Target Date	10.11	7.25	—	—		15.64	0.96	3.22		—		0.15	
<i>percentile rank</i>			<i>41</i>	<i>34</i>	<i>—</i>	<i>—</i>									
<i># of funds in category</i>			<i>242</i>	<i>171</i>	<i>71</i>	<i>—</i>									
Vanguard Target Retirement Income Inv	VTINX	Target Date	7.35	5.79	6.03	5.60		5.73	0.86	7.61		—		0.12	
<i>percentile rank</i>			<i>28</i>	<i>17</i>	<i>29</i>	<i>17</i>									
<i># of funds in category</i>			<i>177</i>	<i>151</i>	<i>128</i>	<i>90</i>									