



## SHAFFNER HEANEY ASSOCIATES INC 401K

## Screens Summary (Data as of 09-30-2020)

 Fund Removed from Approved List
  Fund on Watch List

Name	Ticker	Asset Class	Trailing Performance and Risk				Management			Style		Expense			
			1 Yr	3 Yr	5 Yr	10 Yr	Pass/ Fail	Std Dev 3 Yr %	Beta 3 Yr %	Tenure	Pass/ Fail	Style Box	Pass/ Fail	Exp Ratio	Pass/ Fail
<b>US Stock</b>															
Vanguard 500 Index Admiral	VFIAX	Large Blend Index	15.11	12.24	14.11	13.71		17.74	1.00	4.43				0.04	
<i>percentile rank</i>			26	19	12	10									
<i># of funds in category</i>			1,379	1,239	1,075	828									
Fidelity® Contrafund®	FCNTX	Large Growth	35.10	18.47	17.75	15.52		19.07	0.99	30.06				0.85	
<i>percentile rank</i>			35	49	44	45									
<i># of funds in category</i>			1,331	1,241	1,107	821									
American Funds Washington Mutual R6	RWMGX	Large Value	4.38	8.17	11.83	12.22		15.92	0.88	23.27				0.27	
<i>percentile rank</i>			81	71	57	54									
<i># of funds in category</i>			1,379	1,239	1,075	828									
Vanguard Mid Cap Index Admiral	VIMAX	Mid-Cap Blend	7.08	7.98	10.33	11.97		20.37	0.98	22.38				0.05	
<i>percentile rank</i>			11	11	13	7									
<i># of funds in category</i>			403	368	295	213									
Carillon Eagle Small Cap Growth I	HSIIX	Small Growth	21.34	9.28	11.83	12.22		23.36	1.00	24.77				0.76	
<i>percentile rank</i>			40	56	58	59									
<i># of funds in category</i>			626	581	515	388									
Delaware Small Cap Value Instl	DEVIX	Small Value	-18.72	-5.94	3.50	7.00		24.65	1.03	23.43				0.90	
<i>percentile rank</i>			79	52	32	37									
<i># of funds in category</i>			416	387	356	254									
<b>Non-US Stock</b>															
JPMorgan Emerging Markets Equity R5	JEMOX	Diversified Emerging Mkts	23.01	9.71	-	-		19.96	1.02	15.09				0.89	
<i>percentile rank</i>			10	5	-	-									
<i># of funds in category</i>			790	695	590	265									
American Funds Europacific Growth R6	REGGX	Foreign Large Blend	14.97	5.67	9.08	6.79		17.32	1.09	19.35				0.46	
<i>percentile rank</i>			58	60	50	52									
<i># of funds in category</i>			469	420	336	246									
Vanguard Developed Markets Index Admiral	VTMGX	Foreign Large Blend Index	2.18	0.94	5.79	4.96		16.43	1.00	7.61				0.07	
<i>percentile rank</i>			44	45	35	26									
<i># of funds in category</i>			761	651	551	368									
<b>Alternative</b>															
Vanguard Real Estate Index Admiral	VGSLX	Real Estate	-12.19	2.37	5.22	8.50		18.00	0.94	24.40		—		0.12	
<i>percentile rank</i>			33	44	31	38									
<i># of funds in category</i>			252	224	197	141									
<b>Fixed Income</b>															
BlackRock Inflation Protected Bond Instl	BPRIX	Inflation-Protected Bond	11.16	5.78	4.47	3.21		4.05	1.05	3.63		—	—	0.65	
<i>percentile rank</i>			12	19	30	33									
<i># of funds in category</i>			210	200	172	116									

## SHAFFNER HEANEY ASSOCIATES INC 401K

## Screens Summary (Data as of 09-30-2020)

Fund Removed from Approved List

Fund on Watch List


Name	Ticker	Asset Class	Trailing Performance and Risk				Management			Style		Expense			
			1 Yr	3 Yr	5 Yr	10 Yr	Pass/ Fail	Std Dev 3 Yr %	Beta 3 Yr %	Tenure	Pass/ Fail	Style Box	Pass/ Fail	Exp Ratio	Pass/ Fail
Baird Aggregate Bond Inst	BAGIX	Intermediate-Term Bond	7.80	5.62	4.69	4.44		3.78	1.08	20.02			—	0.30	
<i>percentile rank</i>			14	13	12	4									
<i># of funds in category</i>			418	381	336	256									
PIMCO Income I2	PONPX	Multisector Bond	3.74	3.52	5.39	6.93		5.59	0.83	13.52		—	—	1.19	
<i>percentile rank</i>			39	39	14	1									
<i># of funds in category</i>			329	292	248	133									
Federated Hermes Govt Ultrashort IS	FGUSX	Ultrashort Bond	1.77	1.88	1.33	0.83		0.46	0.06	23.24		—	—	0.26	
<i>percentile rank</i>			52	66	81	76									
<i># of funds in category</i>			209	168	133	64									

## Target Date

Vanguard Target Retirement 2015 Inv	VTXVX	Target Date	7.68	6.09	7.04	7.04		6.94	0.86	7.61		—		0.13	
<i>percentile rank</i>			62	35	51	32									
<i># of funds in category</i>			120	93	68	46									
Vanguard Target Retirement 2020 Inv	VTWNX	Target Date	8.51	6.54	7.96	7.81		9.14	1.02	7.61		—		0.13	
<i>percentile rank</i>			34	20	18	10									
<i># of funds in category</i>			199	170	130	86									
Vanguard Target Retirement 2025 Inv	VTTVX	Target Date	9.04	6.89	8.60	8.38		10.72	1.05	7.61		—		0.13	
<i>percentile rank</i>			38	23	18	12									
<i># of funds in category</i>			218	186	146	89									
Vanguard Target Retirement 2030 Inv	VTHRX	Target Date	9.38	7.04	9.07	8.84		11.99	1.02	7.61		—		0.14	
<i>percentile rank</i>			34	25	29	19									
<i># of funds in category</i>			228	194	153	91									
Vanguard Target Retirement 2035 Inv	VTTX	Target Date	9.71	7.16	9.53	9.29		13.26	0.98	7.61		—		0.14	
<i>percentile rank</i>			33	25	29	16									
<i># of funds in category</i>			211	183	143	86									
Vanguard Target Retirement 2040 Inv	VFORX	Target Date	9.96	7.27	9.97	9.58		14.53	0.97	7.61		—		0.14	
<i>percentile rank</i>			32	22	27	16									
<i># of funds in category</i>			222	194	153	91									
Vanguard Target Retirement 2045 Inv	VTIVX	Target Date	10.27	7.32	10.13	9.66		15.64	0.98	7.61		—		0.15	
<i>percentile rank</i>			34	23	23	16									
<i># of funds in category</i>			211	183	143	85									
Vanguard Target Retirement 2050 Inv	VFIFX	Target Date	10.26	7.32	10.13	9.65		15.65	0.97	7.61		—		0.15	
<i>percentile rank</i>			35	25	27	22									
<i># of funds in category</i>			222	194	153	79									
Vanguard Target Retirement 2055 Inv	VFFVX	Target Date	10.25	7.31	10.12	9.68		15.63	0.96	7.61		—		0.15	
<i>percentile rank</i>			36	27	32	26									
<i># of funds in category</i>			211	183	140	35									
Vanguard Target Retirement 2060 Inv	VTTX	Target Date	10.25	7.31	10.12	—		15.63	0.96	7.61		—		0.15	
<i>percentile rank</i>			38	29	48	—									
<i># of funds in category</i>			242	171	71	—									
Vanguard Target Retirement 2065 Inv	VLXVX	Target Date	10.11	7.25	—	—		15.64	0.96	3.22		—		0.15	
<i>percentile rank</i>			41	34	—	—									
<i># of funds in category</i>			242	171	71	—									

# SHAFFNER HEANEY ASSOCIATES INC 401K

## Screens Summary (Data as of 09-30-2020)

 Fund Removed from Approved List

 Fund on Watch List

Name	Ticker	Asset Class	Trailing Performance and Risk				Management			Style		Expense			
			1 Yr	3 Yr	5 Yr	10 Yr	Pass/ Fail	Std Dev 3 Yr %	Beta 3 Yr %	Tenure	Pass/ Fail	Style Box	Pass/ Fail	Exp Ratio	Pass/ Fail
Vanguard Target Retirement Income Inv	VTINX	Target Date	7.35	5.79	6.03	5.60		5.73	0.86	7.61		—		0.12	
<i>percentile rank</i>			<i>28</i>	<i>17</i>	<i>29</i>	<i>17</i>									
<i># of funds in category</i>			<i>177</i>	<i>151</i>	<i>128</i>	<i>90</i>									
<b>Balanced</b>															
BlackRock Global Allocation Instl	MALOX	World Allocation	14.64	6.48	7.46	6.21		10.96	1.01	3.75				0.80	
<i>percentile rank</i>			<i>3</i>	<i>6</i>	<i>8</i>	<i>25</i>									
<i># of funds in category</i>			<i>477</i>	<i>406</i>	<i>349</i>	<i>219</i>									