

# ST MARYS HOME FOR DISABLED

## Screens Summary (Data as of 09-30-2020)

Fund Removed from Approved List

Fund on Watch List

Name	Ticker	Asset Class	Trailing Performance and Risk				Management			Style		Expense				
			1 Yr	3 Yr	5 Yr	10 Yr	Pass/ Fail	Std Dev 3 Yr %	Beta 3 Yr %	Tenure	Pass/ Fail	Style Box	Pass/ Fail	Exp Ratio	Pass/ Fail	
<b>US Stock</b>																
Vanguard 500 Index Admiral	VFIAX	Large Blend Index	15.11	12.24	14.11	13.71		17.74	1.00	4.43				0.04		
<i>percentile rank</i>			26	19	12	10										
<i># of funds in category</i>			1,379	1,239	1,075	828										
MFS Growth R6	MFEKX	Large Growth	32.47	22.52	20.27	—		17.60	0.91	18.51				0.57		
<i>percentile rank</i>			45	18	16	—										
<i># of funds in category</i>			1,331	1,241	1,107	821										
JPMorgan Equity Income R6	OIEJX	Large Value	-1.84	6.06	9.80	—		16.68	0.90	16.18				0.49		
<i>percentile rank</i>			31	15	12	—										
<i># of funds in category</i>			1,209	1,133	996	718										
Vanguard Mid Cap Index Admiral	VIMAX	Mid-Cap Blend	7.08	7.98	10.33	11.97		20.37	0.98	22.38				0.05		
<i>percentile rank</i>			11	11	13	7										
<i># of funds in category</i>			403	368	295	213										
MFS New Discovery R6	MNDKX	Small Growth	29.35	20.14	18.04	—		22.51	0.96	6.75				0.96		
<i>percentile rank</i>			26	15	16	—										
<i># of funds in category</i>			626	581	515	388										
Delaware Small Cap Value R6	DVZRX	Small Value	-18.56	-5.76	—	—		24.64	1.03	23.43				0.72		
<i>percentile rank</i>			78	48	—	—										
<i># of funds in category</i>			416	387	356	254										
<b>Non-US Stock</b>																
American Funds New World R6	RNWXG	Diversified Emerging Mkts	14.50	7.70	11.37	6.06		17.07	0.85	21.30				0.60		
<i>percentile rank</i>			27	8	16	1										
<i># of funds in category</i>			790	695	590	265										
American Funds Intl Gr and Inc R6	RIGGX	Foreign Large Blend	-0.01	1.04	5.21	4.79		17.01	1.03	12.01				0.54		
<i>percentile rank</i>			69	43	52	30										
<i># of funds in category</i>			761	651	551	368										
Vanguard Developed Markets Index Admiral	VTMGX	Foreign Large Blend Index	2.18	0.94	5.79	4.96		16.43	1.00	7.61				0.07		
<i>percentile rank</i>			44	45	35	26										
<i># of funds in category</i>			761	651	551	368										
<b>Alternative</b>																
Vanguard Real Estate Index Admiral	VGSLX	Real Estate	-12.19	2.37	5.22	8.50		18.00	0.94	24.40		—		0.12		
<i>percentile rank</i>			33	44	31	38										
<i># of funds in category</i>			252	224	197	141										
<b>Fixed Income</b>																
Vanguard Inflation-Protected Secs Adm	VAIPX	Inflation-Protected Bond	9.80	5.63	4.46	3.46		3.59	0.94	9.12		—	—	0.10		
<i>percentile rank</i>			34	34	31	20										
<i># of funds in category</i>			210	200	172	116										

# ST MARYS HOME FOR DISABLED

## Screens Summary (Data as of 09-30-2020)


⊖ Fund Removed from Approved List
 ! Fund on Watch List

Name	Ticker	Asset Class	Trailing Performance and Risk				Management			Style		Expense			
			1 Yr	3 Yr	5 Yr	10 Yr	Pass/ Fail	Std Dev 3 Yr %	Beta 3 Yr %	Tenure	Pass/ Fail	Style Box	Pass/ Fail	Exp Ratio	Pass/ Fail
Western Asset Core Bond IS	WACSX	Intermediate-Term Bond	7.69	5.78	5.16	4.69	✓	3.98	1.04	13.76	✓	☐	—	0.42	✓
<i>percentile rank</i>			17	8	2	1									
<i># of funds in category</i>			418	381	336	256									
PIMCO Income Instl	PIMIX	Multisector Bond	3.84	3.63	5.49	7.03	✓	5.59	0.83	13.52	✓	—	—	1.09	✓
<i>percentile rank</i>			35	36	12	1									
<i># of funds in category</i>			329	292	248	133									
Vanguard Ultra-Short-Term Bond Admiral	VUSFX	Ultrashort Bond	2.46	2.50	1.98	—	✓	0.94	0.14	3.68	✓	—	—	0.10	✓
<i>percentile rank</i>			13	14	24	—									
<i># of funds in category</i>			209	168	133	64									








Target Date															
American Funds 2010 Trgt Date Retire R6	RFCTX	Target Date	7.07	5.37	6.79	6.74	✓	6.68	0.91	13.67	✓	—	✓	0.31	✓
<i>percentile rank</i>			76	62	29	14									
<i># of funds in category</i>			121	90	73	54									
American Funds 2015 Trgt Date Retire R6	RFJTX	Target Date	7.38	5.67	7.11	7.25	✓	7.35	0.91	13.67	✓	—	✓	0.31	✓
<i>percentile rank</i>			68	56	36	13									
<i># of funds in category</i>			120	93	68	46									
American Funds 2020 Trgt Date Retire R6	RRCTX	Target Date	8.56	6.30	7.78	7.99	✓	7.83	0.87	13.67	✓	—	✓	0.31	✓
<i>percentile rank</i>			27	28	24	2									
<i># of funds in category</i>			199	170	130	86									
American Funds 2025 Trgt Date Retire R6	RFDTX	Target Date	11.04	7.34	8.91	9.13	✓	9.32	0.91	13.67	✓	—	✓	0.33	✓
<i>percentile rank</i>			1	7	4	1									
<i># of funds in category</i>			218	186	146	89									
American Funds 2030 Trgt Date Retire R6	RFETX	Target Date	11.76	7.93	9.96	9.84	✓	11.06	0.93	13.67	✓	—	✓	0.35	✓
<i>percentile rank</i>			3	3	1	1									
<i># of funds in category</i>			228	194	153	91									
American Funds 2035 Trgt Date Retire R6	RFFTX	Target Date	13.46	8.75	10.99	10.34	✓	13.37	0.98	13.67	✓	—	✓	0.37	✓
<i>percentile rank</i>			1	1	1	1									
<i># of funds in category</i>			211	183	143	86									
American Funds 2040 Trgt Date Retire R6	RFCTX	Target Date	14.07	9.05	11.34	10.56	✓	14.32	0.94	13.67	✓	—	✓	0.38	✓
<i>percentile rank</i>			1	1	1	1									
<i># of funds in category</i>			222	194	153	91									
American Funds 2045 Trgt Date Retire R6	RFHTX	Target Date	14.30	9.18	11.52	10.65	✓	14.62	0.91	13.67	✓	—	✓	0.38	✓
<i>percentile rank</i>			1	1	1	1									
<i># of funds in category</i>			211	183	143	85									
American Funds 2050 Trgt Date Retire R6	RFITX	Target Date	14.63	9.34	11.65	10.71	✓	14.86	0.91	13.67	✓	—	✓	0.39	✓
<i>percentile rank</i>			1	1	1	1									
<i># of funds in category</i>			222	194	153	79									
American Funds 2055 Trgt Date Retire R6	RFKTX	Target Date	14.56	9.30	11.63	10.69	✓	14.85	0.91	10.67	✓	—	✓	0.40	✓
<i>percentile rank</i>			1	1	1	1									
<i># of funds in category</i>			211	183	140	35									
American Funds 2060 Trgt Date Retire R6	RFUTX	Target Date	14.49	9.28	11.59	—	✓	14.81	0.90	5.52	✓	—	✓	0.41	✓
<i>percentile rank</i>			1	1	1	—									
<i># of funds in category</i>			242	171	71	—									

**ST MARYS HOME FOR DISABLED**

## Screens Summary (Data as of 09-30-2020)

 Fund Removed from Approved List

 Fund on Watch List

Name	Ticker	Asset Class	Trailing Performance and Risk							Management		Style		Expense		
			1 Yr	3 Yr	5 Yr	10 Yr	Pass/ Fail	Std Dev 3 Yr %	Beta 3 Yr %	Tenure	Pass/ Fail	Style Box	Pass/ Fail	Exp Ratio	Pass/ Fail	
American Funds 2065 Trgt Date Retire R6 <i>percentile rank</i> <i># of funds in category</i>	RFVTX	Target Date	—	—	—	—	—	—	—	0.75		—		0.41		
			—	—	—	—										
			242	171	71	—										
<b>Balanced</b>																
American Funds American Balanced R6 <i>percentile rank</i> <i># of funds in category</i>	RLBGX	Moderate Allocation	9.42	8.00	9.82	10.16		10.22	0.95	21.76		—		0.26		
			32	22	13	4										
			676	638	582	414										