

TRUCKING EMPLOYEES OF NORTH JERSEY

Screens Summary (Data as of 09-30-2020)

Fund Removed from Approved List

Fund on Watch List

Name	Ticker	Asset Class	Trailing Performance and Risk				Management			Style		Expense				
			1 Yr	3 Yr	5 Yr	10 Yr	Pass/ Fail	Std Dev 3 Yr %	Beta 3 Yr %	Tenure	Pass/ Fail	Style Box	Pass/ Fail	Exp Ratio	Pass/ Fail	
US Stock																
Vanguard 500 Index Admiral	VFIAX	Large Blend Index	15.11	12.24	14.11	13.71		17.74	1.00	4.43				0.04		
<i>percentile rank</i>			26	19	12	10										
<i># of funds in category</i>			1,379	1,239	1,075	828										
Vanguard Growth Index Admiral	VIGAX	Large Growth	38.24	21.02	19.24	16.73		19.17	1.00	25.77				0.05		
<i>percentile rank</i>			25	31	29	24										
<i># of funds in category</i>			1,331	1,241	1,107	821										
Vanguard Value Index Adm	VVIAX	Large Value	-3.32	4.37	9.25	10.80		17.45	0.95	25.77				0.05		
<i>percentile rank</i>			40	30	20	14										
<i># of funds in category</i>			1,209	1,133	996	718										
Vanguard Mid Cap Index Admiral	VIMAX	Mid-Cap Blend	7.08	7.98	10.33	11.97		20.37	0.98	22.38				0.05		
<i>percentile rank</i>			11	11	13	7										
<i># of funds in category</i>			403	368	295	213										
Vanguard Small Cap Growth Index Admiral	VSGAX	Small Growth	18.68	12.85	13.69	—		22.68	0.97	15.76				0.07		
<i>percentile rank</i>			46	39	42	—										
<i># of funds in category</i>			626	581	515	388										
Vanguard Small Cap Value Index Admiral	VSIAX	Small Value	-12.30	-2.67	4.80	—		23.45	0.99	4.43				0.07		
<i>percentile rank</i>			25	15	16	—										
<i># of funds in category</i>			416	387	356	254										
Non-US Stock																
JPMorgan Emerging Markets Equity R5	JEMOX	Diversified Emerging Mkts	23.01	9.71	—	—		19.96	1.02	15.09				0.89		
<i>percentile rank</i>			10	5	—	—										
<i># of funds in category</i>			790	695	590	265										
American Funds Europacific Growth R6	REGGX	Foreign Large Blend	14.97	5.67	9.08	6.79		17.32	1.09	19.35				0.46		
<i>percentile rank</i>			58	60	50	52										
<i># of funds in category</i>			469	420	336	246										
Vanguard Developed Markets Index Admiral	VTMGX	Foreign Large Blend Index	2.18	0.94	5.79	4.96		16.43	1.00	7.61				0.07		
<i>percentile rank</i>			44	45	35	26										
<i># of funds in category</i>			761	651	551	368										
Alternative																
Vanguard Real Estate Index Admiral	VGSLX	Real Estate	-12.19	2.37	5.22	8.50		18.00	0.94	24.40		—		0.12		
<i>percentile rank</i>			33	44	31	38										
<i># of funds in category</i>			252	224	197	141										
Fixed Income																
BlackRock Inflation Protected Bond Instl	BPRIX	Inflation-Protected Bond	11.16	5.78	4.47	3.21		4.05	1.05	3.63		—	—	0.65		
<i>percentile rank</i>			12	19	30	33										
<i># of funds in category</i>			210	200	172	116										

TRUCKING EMPLOYEES OF NORTH JERSEY

Screens Summary (Data as of 09-30-2020)

⊖ Fund Removed from Approved List ⚠ Fund on Watch List

Name	Ticker	Asset Class	Trailing Performance and Risk				Management			Style		Expense			
			1 Yr	3 Yr	5 Yr	10 Yr	Pass/ Fail	Std Dev 3 Yr %	Beta 3 Yr %	Tenure	Pass/ Fail	Style Box	Pass/ Fail	Exp Ratio	Pass/ Fail
Vanguard Interm-Term Bond Index Adm <i>percentile rank</i> <i># of funds in category</i>	VBILX	Intermediate-Term Bond	8.90 4 418	6.25 1 381	4.86 7 336	4.41 4 256	✔	4.01	1.16	12.44	✔	☒	—	0.07	✔
PIMCO Income I2 <i>percentile rank</i> <i># of funds in category</i>	PONPX	Multisector Bond	3.74 39 329	3.52 39 292	5.39 14 248	6.93 1 133	✔	5.59	0.83	13.52	✔	—	—	1.19	✔
Federated Hermes Govt Ultrashort IS <i>percentile rank</i> <i># of funds in category</i>	FGUSX	Ultrashort Bond	1.77 52 209	1.88 66 168	1.33 81 133	0.83 76 64	⊕	0.46	0.06	23.24	✔	—	—	0.26	✔










Target Date															
Vanguard Target Retirement 2015 Inv <i>percentile rank</i> <i># of funds in category</i>	VTXVX	Target Date	7.68 62 120	6.09 35 93	7.04 51 68	7.04 32 46	✔	6.94	0.86	7.61	✔	—	✔	0.13	✔
Vanguard Target Retirement 2020 Inv <i>percentile rank</i> <i># of funds in category</i>	VTWNX	Target Date	8.51 34 199	6.54 20 170	7.96 18 130	7.81 10 86	✔	9.14	1.02	7.61	✔	—	✔	0.13	✔
Vanguard Target Retirement 2025 Inv <i>percentile rank</i> <i># of funds in category</i>	VTTVX	Target Date	9.04 38 218	6.89 23 186	8.60 18 146	8.38 12 89	✔	10.72	1.05	7.61	✔	—	✔	0.13	✔
Vanguard Target Retirement 2030 Inv <i>percentile rank</i> <i># of funds in category</i>	VTHRX	Target Date	9.38 34 228	7.04 25 194	9.07 29 153	8.84 19 91	✔	11.99	1.02	7.61	✔	—	✔	0.14	✔
Vanguard Target Retirement 2035 Inv <i>percentile rank</i> <i># of funds in category</i>	VTTX	Target Date	9.71 33 211	7.16 25 183	9.53 29 143	9.29 16 86	✔	13.26	0.98	7.61	✔	—	✔	0.14	✔
Vanguard Target Retirement 2040 Inv <i>percentile rank</i> <i># of funds in category</i>	VFORX	Target Date	9.96 32 222	7.27 22 194	9.97 27 153	9.58 16 91	✔	14.53	0.97	7.61	✔	—	✔	0.14	✔
Vanguard Target Retirement 2045 Inv <i>percentile rank</i> <i># of funds in category</i>	VTIVX	Target Date	10.27 34 211	7.32 23 183	10.13 23 143	9.66 16 85	✔	15.64	0.98	7.61	✔	—	✔	0.15	✔
Vanguard Target Retirement 2050 Inv <i>percentile rank</i> <i># of funds in category</i>	VFIFX	Target Date	10.26 35 222	7.32 25 194	10.13 27 153	9.65 22 79	✔	15.65	0.97	7.61	✔	—	✔	0.15	✔
Vanguard Target Retirement 2055 Inv <i>percentile rank</i> <i># of funds in category</i>	VFFVX	Target Date	10.25 36 211	7.31 27 183	10.12 32 140	9.68 26 35	✔	15.63	0.96	7.61	✔	—	✔	0.15	✔
Vanguard Target Retirement 2060 Inv <i>percentile rank</i> <i># of funds in category</i>	VTTX	Target Date	10.25 38 242	7.31 29 171	10.12 48 71	— — —	✔	15.63	0.96	7.61	✔	—	✔	0.15	✔
Vanguard Target Retirement 2065 Inv <i>percentile rank</i> <i># of funds in category</i>	VLXVX	Target Date	10.11 41 242	7.25 34 171	— — 71	— — —	✔	15.64	0.96	3.22	✔	—	✔	0.15	✔

TRUCKING EMPLOYEES OF NORTH JERSEY

Screens Summary (Data as of 09-30-2020)

 Fund Removed from Approved List

 Fund on Watch List

Name	Ticker	Asset Class	Trailing Performance and Risk				Management			Style		Expense			
			1 Yr	3 Yr	5 Yr	10 Yr	Pass/ Fail	Std Dev 3 Yr %	Beta 3 Yr %	Tenure	Pass/ Fail	Style Box	Pass/ Fail	Exp Ratio	Pass/ Fail
Vanguard Target Retirement Income Inv	VTINX	Target Date	7.35	5.79	6.03	5.60		5.73	0.86	7.61		—		0.12	
<i>percentile rank</i>			<i>28</i>	<i>17</i>	<i>29</i>	<i>17</i>									
<i># of funds in category</i>			<i>177</i>	<i>151</i>	<i>128</i>	<i>90</i>									
Balanced															
BlackRock Global Allocation Instl	MALOX	World Allocation	14.64	6.48	7.46	6.21		10.96	1.01	3.75				0.80	
<i>percentile rank</i>			<i>3</i>	<i>6</i>	<i>8</i>	<i>25</i>									
<i># of funds in category</i>			<i>477</i>	<i>406</i>	<i>349</i>	<i>219</i>									