

WOODMOOR WATER AND SANITATION

Screens Summary (Data as of 09-30-2020)

⊖ Fund Removed from Approved List ⚠ Fund on Watch List

Name	Ticker	Asset Class	Trailing Performance and Risk				Management			Style		Expense				
			1 Yr	3 Yr	5 Yr	10 Yr	Pass/ Fail	Std Dev 3 Yr %	Beta 3 Yr %	Tenure	Pass/ Fail	Style Box	Pass/ Fail	Exp Ratio	Pass/ Fail	
US Stock																
Vanguard 500 Index Admiral	VFIAX	Large Blend Index	15.11	12.24	14.11	13.71	✓	17.74	1.00	4.43	✓	■	✓	0.04	✓	
<i>percentile rank</i>			26	19	12	10										
<i># of funds in category</i>			1,379	1,239	1,075	828										
MFS Growth R6	MFEKX	Large Growth	32.47	22.52	20.27	—	✓	17.60	0.91	18.51	✓	■	✓	0.57	✓	
<i>percentile rank</i>			45	18	16	—										
<i># of funds in category</i>			1,331	1,241	1,107	821										
Invesco Diversified Dividend R6	LCEFX	Large Value	-7.00	1.91	5.63	—	✓	15.17	0.81	17.76	✓	■	✓	0.42	✓	
<i>percentile rank</i>			67	59	79	—										
<i># of funds in category</i>			1,209	1,133	996	718										
Vanguard Mid Cap Index Admiral	VIMAX	Mid-Cap Blend	7.08	7.98	10.33	11.97	✓	20.37	0.98	22.38	✓	■	✓	0.05	✓	
<i>percentile rank</i>			11	11	13	7										
<i># of funds in category</i>			403	368	295	213										
⚠ PGIM Jennison Small Company R6	PJSQX	Small Growth	7.78	4.92	8.98	—	✓	25.90	1.09	6.85	✓	■	✘	0.69	✓	
<i>percentile rank</i>			74	75	80	—										
<i># of funds in category</i>			626	581	515	388										
DFA US Small Cap Value I	DFSVX	Small Value	-15.86	-7.29	1.60	6.80	✓	26.52	1.12	8.59	✓	■	✓	0.51	✓	
<i>percentile rank</i>			57	74	68	43										
<i># of funds in category</i>			416	387	356	254										
Non-US Stock																
JPMorgan Emerging Markets Equity R6	JEMWX	Diversified Emerging Mkts	23.13	9.82	14.95	—	✓	19.97	1.02	15.09	✓	■	✓	0.79	✓	
<i>percentile rank</i>			10	5	3	—										
<i># of funds in category</i>			790	695	590	265										
American Funds Intl Gr and Inc R6	RIGGX	Foreign Large Blend	-0.01	1.04	5.21	4.79	✓	17.01	1.03	12.01	✓	■	✓	0.54	✓	
<i>percentile rank</i>			69	43	52	30										
<i># of funds in category</i>			761	651	551	368										
Vanguard Developed Markets Index Admiral	VTMGX	Foreign Large Blend Index	2.18	0.94	5.79	4.96	✓	16.43	1.00	7.61	✓	■	✓	0.07	✓	
<i>percentile rank</i>			44	45	35	26										
<i># of funds in category</i>			761	651	551	368										
Alternative																
Vanguard Real Estate Index Admiral	VGSLX	Real Estate	-12.19	2.37	5.22	8.50	✓	18.00	0.94	24.40	✓	—	✓	0.12	✓	
<i>percentile rank</i>			33	44	31	38										
<i># of funds in category</i>			252	224	197	141										
Fixed Income																
Vanguard Inflation-Protected Secs Adm	VAIPX	Inflation-Protected Bond	9.80	5.63	4.46	3.46	✓	3.59	0.94	9.12	✓	—	—	0.10	✓	
<i>percentile rank</i>			34	34	31	20										
<i># of funds in category</i>			210	200	172	116										

WOODMOOR WATER AND SANITATION

Screens Summary (Data as of 09-30-2020)


⊖ Fund Removed from Approved List
 ! Fund on Watch List

Name	Ticker	Asset Class	Trailing Performance and Risk				Management			Style		Expense			
			1 Yr	3 Yr	5 Yr	10 Yr	Pass/ Fail	Std Dev 3 Yr %	Beta 3 Yr %	Tenure	Pass/ Fail	Style Box	Pass/ Fail	Exp Ratio	Pass/ Fail
Baird Aggregate Bond Inst	BAGIX	Intermediate-Term Bond	7.80	5.62	4.69	4.44	✓	3.78	1.08	20.02	✓	☒	—	0.30	✓
<i>percentile rank</i>			14	13	12	4									
<i># of funds in category</i>			418	381	336	256									
PIMCO Income Instl	PIMIX	Multisector Bond	3.84	3.63	5.49	7.03	✓	5.59	0.83	13.52	✓	—	—	1.09	✓
<i>percentile rank</i>			35	36	12	1									
<i># of funds in category</i>			329	292	248	133									
Federated Hermes Govt Ultrashort R6	FGULX	Ultrashort Bond	1.79	1.90	—	—	✓	0.46	0.06	23.24	✓	—	—	0.24	✓
<i>percentile rank</i>			49	64	—	—									
<i># of funds in category</i>			209	168	133	64									









Target Date															
Vanguard Target Retirement 2015 Inv	VTXVX	Target Date	7.68	6.09	7.04	7.04	✓	6.94	0.86	7.61	✓	—	✓	0.13	✓
<i>percentile rank</i>			62	35	51	32									
<i># of funds in category</i>			120	93	68	46									
Vanguard Target Retirement 2020 Inv	VTWNX	Target Date	8.51	6.54	7.96	7.81	✓	9.14	1.02	7.61	✓	—	✓	0.13	✓
<i>percentile rank</i>			34	20	18	10									
<i># of funds in category</i>			199	170	130	86									
Vanguard Target Retirement 2025 Inv	VTTVX	Target Date	9.04	6.89	8.60	8.38	✓	10.72	1.05	7.61	✓	—	✓	0.13	✓
<i>percentile rank</i>			38	23	18	12									
<i># of funds in category</i>			218	186	146	89									
Vanguard Target Retirement 2030 Inv	VTHRX	Target Date	9.38	7.04	9.07	8.84	✓	11.99	1.02	7.61	✓	—	✓	0.14	✓
<i>percentile rank</i>			34	25	29	19									
<i># of funds in category</i>			228	194	153	91									
Vanguard Target Retirement 2035 Inv	VTTX	Target Date	9.71	7.16	9.53	9.29	✓	13.26	0.98	7.61	✓	—	✓	0.14	✓
<i>percentile rank</i>			33	25	29	16									
<i># of funds in category</i>			211	183	143	86									
Vanguard Target Retirement 2040 Inv	VFORX	Target Date	9.96	7.27	9.97	9.58	✓	14.53	0.97	7.61	✓	—	✓	0.14	✓
<i>percentile rank</i>			32	22	27	16									
<i># of funds in category</i>			222	194	153	91									
Vanguard Target Retirement 2045 Inv	VTIVX	Target Date	10.27	7.32	10.13	9.66	✓	15.64	0.98	7.61	✓	—	✓	0.15	✓
<i>percentile rank</i>			34	23	23	16									
<i># of funds in category</i>			211	183	143	85									
Vanguard Target Retirement 2050 Inv	VFIFX	Target Date	10.26	7.32	10.13	9.65	✓	15.65	0.97	7.61	✓	—	✓	0.15	✓
<i>percentile rank</i>			35	25	27	22									
<i># of funds in category</i>			222	194	153	79									
Vanguard Target Retirement 2055 Inv	VFFVX	Target Date	10.25	7.31	10.12	9.68	✓	15.63	0.96	7.61	✓	—	✓	0.15	✓
<i>percentile rank</i>			36	27	32	26									
<i># of funds in category</i>			211	183	140	35									
Vanguard Target Retirement 2060 Inv	VTTX	Target Date	10.25	7.31	10.12	—	✓	15.63	0.96	7.61	✓	—	✓	0.15	✓
<i>percentile rank</i>			38	29	48	—									
<i># of funds in category</i>			242	171	71	—									
Vanguard Target Retirement 2065 Inv	VLXVX	Target Date	10.11	7.25	—	—	✓	15.64	0.96	3.22	✓	—	✓	0.15	✓
<i>percentile rank</i>			41	34	—	—									
<i># of funds in category</i>			242	171	71	—									

WOODMOOR WATER AND SANITATION

Screens Summary (Data as of 09-30-2020)

 Fund Removed from Approved List

 Fund on Watch List

Name	Ticker	Asset Class	Trailing Performance and Risk				Management			Style		Expense			
			1 Yr	3 Yr	5 Yr	10 Yr	Pass/ Fail	Std Dev 3 Yr %	Beta 3 Yr %	Tenure	Pass/ Fail	Style Box	Pass/ Fail	Exp Ratio	Pass/ Fail
Vanguard Target Retirement Income Inv	VTINX	Target Date	7.35	5.79	6.03	5.60		5.73	0.86	7.61		—		0.12	
<i>percentile rank</i>			<i>28</i>	<i>17</i>	<i>29</i>	<i>17</i>									
<i># of funds in category</i>			<i>177</i>	<i>151</i>	<i>128</i>	<i>90</i>									
Balanced															
American Funds American Balanced R6	RLBGX	Moderate Allocation	9.42	8.00	9.82	10.16		10.22	0.95	21.76		—		0.26	
<i>percentile rank</i>			<i>32</i>	<i>22</i>	<i>13</i>	<i>4</i>									
<i># of funds in category</i>			<i>676</i>	<i>638</i>	<i>582</i>	<i>414</i>									