

TOWN OF WELLESLEY, SCHOOL DEPT.


Screens Summary (Data as of 09-30-2020)

⊖ Fund Removed from Approved List ⚠ Fund on Watch List











Name	Ticker	Asset Class	Trailing Performance and Risk				Management			Style		Expense			
			1 Yr	3 Yr	5 Yr	10 Yr	Pass/ Fail	Std Dev 3 Yr %	Beta 3 Yr %	Tenure	Pass/ Fail	Style Box	Pass/ Fail	Exp Ratio	Pass/ Fail
US Stock															
Vanguard 500 Index Admiral	VFIAX	Large Blend Index	15.11	12.24	14.11	13.71	✔	17.74	1.00	4.43	✔	☐	✔	0.04	✔
<i>percentile rank</i>			26	19	12	10									
<i># of funds in category</i>			1,379	1,239	1,075	828									
Fidelity® Contrafund®	FCNTX	Large Growth	35.10	18.47	17.75	15.52	✔	19.07	0.99	30.06	✔	☐	✔	0.85	✔
<i>percentile rank</i>			35	49	44	45									
<i># of funds in category</i>			1,331	1,241	1,107	821									
American Funds Washington Mutual R6	RWMGX	Large Value	4.38	8.17	11.83	12.22	✔	15.92	0.88	23.27	✔	☐	✔	0.27	✔
<i>percentile rank</i>			81	71	57	54									
<i># of funds in category</i>			1,379	1,239	1,075	828									
Vanguard Mid Cap Index Admiral	VIMAX	Mid-Cap Blend	7.08	7.98	10.33	11.97	✔	20.37	0.98	22.38	✔	☐	✔	0.05	✔
<i>percentile rank</i>			11	11	13	7									
<i># of funds in category</i>			403	368	295	213									
Carillon Eagle Small Cap Growth I	HSIIX	Small Growth	21.34	9.28	11.83	12.22	✔	23.36	1.00	24.77	✔	☐	✖	0.76	✔
<i>percentile rank</i>			40	56	58	59									
<i># of funds in category</i>			626	581	515	388									
Delaware Small Cap Value Instl	DEVIX	Small Value	-18.72	-5.94	3.50	7.00	✔	24.65	1.03	23.43	✔	☐	✔	0.90	✔
<i>percentile rank</i>			79	52	32	37									
<i># of funds in category</i>			416	387	356	254									
Non-US Stock															
JPMorgan Emerging Markets Equity R5	JEMOX	Diversified Emerging Mkts	23.01	9.71	-	-	✔	19.96	1.02	15.09	✔	☐	✔	0.89	✔
<i>percentile rank</i>			10	5	-	-									
<i># of funds in category</i>			790	695	590	265									
American Funds Europacific Growth R6	REGGX	Foreign Large Blend	14.97	5.67	9.08	6.79	✔	17.32	1.09	19.35	✔	☐	✔	0.46	✔
<i>percentile rank</i>			58	60	50	52									
<i># of funds in category</i>			469	420	336	246									
Vanguard Developed Markets Index Admiral	VTMGX	Foreign Large Blend Index	2.18	0.94	5.79	4.96	✔	16.43	1.00	7.61	✔	☐	✔	0.07	✔
<i>percentile rank</i>			44	45	35	26									
<i># of funds in category</i>			761	651	551	368									
Alternative															
Vanguard Real Estate Index Admiral	VGSLX	Real Estate	-12.19	2.37	5.22	8.50	✔	18.00	0.94	24.40	✔	—	✔	0.12	✔
<i>percentile rank</i>			33	44	31	38									
<i># of funds in category</i>			252	224	197	141									
Fixed Income															
BlackRock Inflation Protected Bond Instl	BPRIX	Inflation-Protected Bond	11.16	5.78	4.47	3.21	✔	4.05	1.05	3.63	✔	—	—	0.65	✔
<i>percentile rank</i>			12	19	30	33									
<i># of funds in category</i>			210	200	172	116									

TOWN OF WELLESLEY, SCHOOL DEPT.






Screens Summary (Data as of 09-30-2020)

 Fund Removed from Approved List

 Fund on Watch List

Name	Ticker	Asset Class	Trailing Performance and Risk				Management			Style		Expense			
			1 Yr	3 Yr	5 Yr	10 Yr	Pass/ Fail	Std Dev 3 Yr %	Beta 3 Yr %	Tenure	Pass/ Fail	Style Box	Pass/ Fail	Exp Ratio	Pass/ Fail
Baird Aggregate Bond Inst	BAGIX	Intermediate-Term Bond	7.80	5.62	4.69	4.44		3.78	1.08	20.02			—	0.30	
<i>percentile rank</i>			14	13	12	4									
<i># of funds in category</i>			418	381	336	256									
PIMCO Income I2	PONPX	Multisector Bond	3.74	3.52	5.39	6.93		5.59	0.83	13.52		—	—	1.19	
<i>percentile rank</i>			39	39	14	1									
<i># of funds in category</i>			329	292	248	133									
Federated Hermes Govt Ultrashort IS	FGUSX	Ultrashort Bond	1.77	1.88	1.33	0.83		0.46	0.06	23.24		—	—	0.26	
<i>percentile rank</i>			52	66	81	76									
<i># of funds in category</i>			209	168	133	64									

Balanced

BlackRock Global Allocation Instl	MALOX	World Allocation	14.64	6.48	7.46	6.21		10.96	1.01	3.75				0.80	
<i>percentile rank</i>			3	6	8	25									
<i># of funds in category</i>			477	406	349	219									