













FRLA 457B PLAN**Screens Summary (Data as of 09-30-2021)**
 Fund Removed from Approved List
  Fund on Watch List

Name	Ticker	Asset Class	Trailing Performance and Risk				Management			Style		Expense			ESG Metrics			
			1 Yr	3 Yr	5 Yr	10 Yr	Pass/ Fail	Std Dev 3 Yr %	Beta 3 Yr %	Tenure	Pass/ Fail	Style Box	Pass/ Fail	Exp Ratio	Pass/ Fail	Sustain. Rating	Commit. Level	Carbon Risk
															<i>Updated</i>	<i>Updated</i>	<i>Updated</i>	
US Stock																		
T. Rowe Price Dividend Growth	PRDGX	Large Blend	26.56	15.35	15.31	15.70	✓	16.64	0.86	21.52	✓		✓	0.63	✓	4	-	Low Risk
<i>percentile rank</i>			80	43	57	46												
<i># of funds in category</i>			1,391	1,267	1,112	819									08-31-2021	-	06-30-2021	
Vanguard 500 Index Admiral	VFIAX	Large Blend Index	29.98	15.96	16.86	16.60	✓	18.82	1.00	5.43	✓		✓	0.04	✓	3	1-Low	Low Risk
<i>percentile rank</i>			49	28	21	15												
<i># of funds in category</i>			1,391	1,267	1,112	819									08-31-2021	10-08-2021	06-30-2021	
Fidelity® Contrafund®	FCNTX	Large Growth	24.34	18.36	20.56	17.96	✓	19.54	0.96	31.06	✓		✓	0.86	✓	3	1-Low	Low Risk
<i>percentile rank</i>			69	62	49	52												
<i># of funds in category</i>			1,240	1,138	1,033	766									08-31-2021	10-08-2021	06-30-2021	
American Funds Washington Mutual R6	RWMGX	Large Value	28.35	12.45	14.21	14.57	✓	17.28	0.90	24.27	✓		✖	0.27	✓	2	1-Low	Low Risk
<i>percentile rank</i>			69	81	76	72												
<i># of funds in category</i>			1,391	1,267	1,112	819									08-31-2021	10-08-2021	06-30-2021	
Neuberger Berman Mid Cap Growth Inst	NBMLX	Mid-Cap Growth	31.22	18.88	19.66	16.27	✓	22.27	0.99	18.68	✓		✓	0.70	✓	4	-	Low Risk
<i>percentile rank</i>			51	40	33	57												
<i># of funds in category</i>			586	551	497	388									08-31-2021	-	06-30-2021	
American Century Mid Cap Value I	AVUAX	Mid-Cap Value	34.32	8.77	9.63	13.50	✓	20.96	0.88	17.51	✓		✓	0.78	✓	3	-	Medium Risk
<i>percentile rank</i>			90	65	72	36												
<i># of funds in category</i>			410	393	350	252									08-31-2021	-	06-30-2021	
 Carillon Eagle Small Cap Growth I	HSIIX	Small Growth	30.31	11.79	15.31	14.67	✓	25.58	0.98	25.77	✓		✓	0.78	✓	2	-	-
<i>percentile rank</i>			84	76	74	81												
<i># of funds in category</i>			613	577	513	390									08-31-2021	-	-	
Delaware Small Cap Value Instl	DEVIX	Small Value	61.74	7.74	10.26	12.56	✓	27.79	1.01	24.43	✓		✓	0.89	✓	3	-	-
<i>percentile rank</i>			51	56	48	51												
<i># of funds in category</i>			434	406	383	290									08-31-2021	-	-	
Non-US Stock																		
Vanguard Developed Markets Index Admiral	VTMGX	Foreign Large Blend Index	26.51	8.18	9.18	8.62	✓	18.64	1.04	8.61	✓		✓	0.07	✓	2	1-Low	Low Risk
<i>percentile rank</i>			26	40	30	28												
<i># of funds in category</i>			769	696	596	402									08-31-2021	10-08-2021	06-30-2021	
Invesco Oppenheimer International Gr Y	OIGYX	Foreign Large Growth	23.80	13.16	10.46	10.15	✓	18.55	0.99	25.53	✓		✓	0.88	✓	4	-	Low Risk
<i>percentile rank</i>			25	39	76	52												
<i># of funds in category</i>			439	383	322	225									08-31-2021	-	06-30-2021	
Vanguard International Value Inv	VTRIX	Foreign Large Value	30.88	6.94	8.49	7.89	✓	20.03	1.10	11.35	✓		✓	0.35	✓	2	-	Medium Risk
<i>percentile rank</i>			41	12	4	13												
<i># of funds in category</i>			349	319	271	181									08-31-2021	-	06-30-2021	
American Funds New Perspective R6	RNPGX	World Stock	29.71	18.83	18.28	15.77	✓	19.24	1.04	20.84	✓	—	✓	0.42	✓	2	2-Basic	Low Risk
<i>percentile rank</i>			20	27	29	21												
<i># of funds in category</i>			342	298	254	159									08-31-2021	10-08-2021	06-30-2021	

FRLA 457B PLAN**Screens Summary (Data as of 09-30-2021)**

- Fund Removed from Approved List

! Fund on Watch List

Name	Ticker	Asset Class	Trailing Performance and Risk				Management			Style		Expense		ESG Metrics					
			1 Yr	3 Yr	5 Yr	10 Yr	Pass/ Fail	Std Dev 3 Yr %	Beta 3 Yr %	Tenure	Pass/ Fail	Style Box	Pass/ Fail	Exp Ratio	Sustain. Rating	Commit. Level	Carbon Risk		
																	Undated	Undated	Undated
Alternative																			
PIMCO Commodity Real Return Strat I2	PCRPX	Commodities Broad Basket	50.56	9.97	6.45	-1.61	✓	18.79	1.20	6.75	✓	—	—	0.92	✓	—	—	—	
<i>percentile rank</i>			18	8	21	44													
<i># of funds in category</i>			113	108	85	52													
Vanguard Real Estate Index Admiral	VGSLX	Real Estate	33.51	12.01	7.54	11.54	✓	18.88	0.94	25.40	✓	—	✓	0.12	✓	3	1-Low	Medium Risk	
<i>percentile rank</i>			47	40	46	31													
<i># of funds in category</i>			247	232	200	148									08-31-2021	10-08-2021	06-30-2021		
Fixed Income																			
Eaton Vance Income Fund of Boston I	EIBIX	High Yield Bond	10.99	6.19	5.62	6.68	✓	8.62	0.91	6.91	✓	—	—	0.75	✓	—	—	—	
<i>percentile rank</i>			38	39	45	36													
<i># of funds in category</i>			680	633	555	361													
BlackRock Inflation Protected Bond Instl	BPRIX	Inflation-Protected Bond	5.51	7.58	4.38	2.96	✓	4.24	1.03	4.63	✓	—	—	0.44	✓	—	—	—	
<i>percentile rank</i>			41	15	23	34													
<i># of funds in category</i>			206	202	176	125													
Baird Aggregate Bond Inst	BAGIX	Intermediate-Term Bond	-0.31	5.96	3.45	3.90	✓	3.97	1.08	21.02	✓	■	—	0.30	✓	—	1-Low	—	
<i>percentile rank</i>			45	15	12	7													
<i># of funds in category</i>			411	378	333	249										10-08-2021			
PIMCO Income I2	PONPX	Multisector Bond	6.89	5.55	5.23	6.99	✓	5.75	0.80	14.52	✓	—	—	0.72	✓	—	—	—	
<i>percentile rank</i>			43	45	17	2													
<i># of funds in category</i>			337	275	241	131													
Federated Hermes Govt Ultrashort IS	FGUSX	Ultrashort Bond	0.08	1.39	1.32	0.82	✘	0.53	0.05	24.24	✓	—	—	0.26	✓	—	—	—	
<i>percentile rank</i>			78	70	74	80													
<i># of funds in category</i>			241	213	169	88													
- Templeton Global Bond Adv	TGBAX	World Bond	-3.64	-2.03	0.83	1.90	✘	5.21	-0.39	19.76	✓	—	✓	0.67	✓	—	—	—	
<i>percentile rank</i>			96	94	91	90													
<i># of funds in category</i>			348	307	280	120													
Target Date																			
T. Rowe Price Retirement 2010	TRRAX	Target Date	14.72	9.34	8.09	8.29	✓	9.57	1.17	6.17	✓	—	✓	0.49	✓	—	1-Low	—	
<i>percentile rank</i>			3	3	2	1													
<i># of funds in category</i>			121	114	78	53											10-08-2021		
T. Rowe Price Retirement 2015	TRRGX	Target Date	16.17	9.80	8.84	9.23	✓	10.49	1.16	6.17	✓	—	✓	0.51	✓	—	1-Low	—	
<i>percentile rank</i>			2	6	2	1													
<i># of funds in category</i>			117	111	77	45											10-08-2021		
T. Rowe Price Retirement 2020	TRRBX	Target Date	17.76	10.36	9.76	10.20	✓	11.86	1.18	6.17	✓	—	✓	0.53	✓	1	1-Low	—	
<i>percentile rank</i>			4	7	2	1													
<i># of funds in category</i>			175	162	123	67										02-28-2021	10-08-2021		
T. Rowe Price Retirement 2025	TRRHX	Target Date	20.23	11.24	10.78	11.14	✓	13.28	1.18	6.17	✓	—	✓	0.55	✓	1	1-Low	Low Risk	
<i>percentile rank</i>			1	4	1	1													
<i># of funds in category</i>			224	206	165	91										08-31-2021	10-08-2021	12-31-2020	

FRLA 457B PLAN

Screens Summary (Data as of 09-30-2021)

- Fund Removed from Approved List
 ! Fund on Watch List

Name	Ticker	Asset Class	Trailing Performance and Risk				Management			Style		Expense		ESG Metrics				
			1 Yr	3 Yr	5 Yr	10 Yr	Pass/ Fail	Std Dev 3 Yr %	Beta 3 Yr %	Tenure	Pass/ Fail	Style Box	Pass/ Fail	Exp Ratio	Pass/ Fail	Sustain. Rating	Commit. Level	Carbon Risk
T. Rowe Price Retirement 2030	TRRCX	Target Date	22.89	12.05	11.75	11.99	✔	14.64	1.13	6.17	✔	—	✔	0.58	✔	2	1-Low	Low Risk
<i>percentile rank</i>			1	2	1	1												
<i># of funds in category</i>			225	205	165	87									08-31-2021	10-08-2021	06-30-2021	
<hr/>																		
T. Rowe Price Retirement 2035	TRRJX	Target Date	25.39	12.83	12.57	12.64	✔	15.74	1.06	6.17	✔	—	✔	0.59	✔	2	1-Low	Low Risk
<i>percentile rank</i>			9	2	7	2												
<i># of funds in category</i>			217	203	162	88									08-31-2021	10-08-2021	06-30-2021	
<hr/>																		
T. Rowe Price Retirement 2040	TRRDY	Target Date	27.55	13.49	13.27	13.13	✔	16.65	1.01	6.17	✔	—	✔	0.60	✔	2	1-Low	Low Risk
<i>percentile rank</i>			11	2	4	2												
<i># of funds in category</i>			219	205	165	87									08-31-2021	10-08-2021	06-30-2021	
<hr/>																		
T. Rowe Price Retirement 2045	TRRKX	Target Date	29.00	13.93	13.64	13.31	✔	17.33	0.99	6.17	✔	—	✔	0.62	✔	2	1-Low	Low Risk
<i>percentile rank</i>			7	2	4	2												
<i># of funds in category</i>			217	203	162	87									08-31-2021	10-08-2021	06-30-2021	
<hr/>																		
T. Rowe Price Retirement 2050	TRRMX	Target Date	29.10	13.92	13.66	13.31	✔	17.30	0.98	6.17	✔	—	✔	0.63	✔	3	1-Low	Low Risk
<i>percentile rank</i>			13	2	4	2												
<i># of funds in category</i>			219	205	165	79									08-31-2021	10-08-2021	06-30-2021	
<hr/>																		
T. Rowe Price Retirement 2055	TRRNK	Target Date	29.16	13.88	13.62	13.28	✔	17.36	0.97	6.17	✔	—	✔	0.64	✔	3	1-Low	Low Risk
<i>percentile rank</i>			10	2	4	3												
<i># of funds in category</i>			217	203	159	66									08-31-2021	10-08-2021	06-30-2021	
<hr/>																		
T. Rowe Price Retirement 2060	TRRLX	Target Date	29.18	13.88	13.62	—	✔	17.35	1.49	6.17	✔	—	✔	0.64	✔	3	1-Low	Low Risk
<i>percentile rank</i>			13	6	7	—												
<i># of funds in category</i>			211	188	125	—									08-31-2021	10-08-2021	06-30-2021	

Balanced

BlackRock Global Allocation Instl	MALOX	World Allocation	16.63	11.17	9.30	8.09	✔	12.30	1.04	4.75	✔	☒	✔	0.82	✔	3	—	Low Risk
<i>percentile rank</i>			62	3	13	31												
<i># of funds in category</i>			460	431	375	256									08-31-2021	—	06-30-2021	