

JOHN MICHAEL KOHLER ARTS CENTER

Screens Summary (Data as of 09-30-2021)

 Fund Removed from Approved List  Fund on Watch List

Name	Ticker	Asset Class	Trailing Performance and Risk				Management			Style		Expense		ESG Metrics				
			1 Yr	3 Yr	5 Yr	10 Yr	Pass/ Fail	Std Dev 3 Yr %	Beta 3 Yr %	Tenure	Pass/ Fail	Style Box	Pass/ Fail	Exp Ratio	Sustain. Rating	Commit. Level	Carbon Risk	
US Stock																		
Vanguard 500 Index Admiral	VFIAX	Large Blend Index	29.98	15.96	16.86	16.60		18.82	1.00	5.43				0.04		3	1-Low	Low Risk
percentile rank			49	28	21	15												
# of funds in category			1,391	1,267	1,112	819									08-31-2021	10-08-2021	06-30-2021	
Fidelity® Contrafund®	FCNTX	Large Growth	24.34	18.36	20.56	17.96		19.54	0.96	31.06				0.86		3	1-Low	Low Risk
percentile rank			69	62	49	52												
# of funds in category			1,240	1,138	1,033	766									08-31-2021	10-08-2021	06-30-2021	
American Funds Washington Mutual R6	RWMGX	Large Value	28.35	12.45	14.21	14.57		17.28	0.90	24.27				0.27		2	1-Low	Low Risk
percentile rank			69	81	76	72												
# of funds in category			1,391	1,267	1,112	819									08-31-2021	10-08-2021	06-30-2021	
Vanguard Mid Cap Index Admiral	VIMAX	Mid-Cap Blend	36.09	14.74	14.59	15.55		21.83	0.98	23.38				0.05		4	1-Low	Low Risk
percentile rank			70	10	15	8												
# of funds in category			394	361	307	206									08-31-2021	10-08-2021	06-30-2021	
Carillon Eagle Small Cap Growth I	HSIX	Small Growth	30.31	11.79	15.31	14.67		25.58	0.98	25.77				0.78		2	-	-
percentile rank			84	76	74	81												
# of funds in category			613	577	513	390									08-31-2021	-	-	
Delaware Small Cap Value Instl	DEVIX	Small Value	61.74	7.74	10.26	12.56		27.79	1.01	24.43				0.89		3	-	-
percentile rank			51	56	48	51												
# of funds in category			434	406	383	290									08-31-2021	-	-	
Non-US Stock																		
Vanguard Developed Markets Index Admiral	VTMGX	Foreign Large Blend Index	26.51	8.18	9.18	8.62		18.64	1.04	8.61				0.07		2	1-Low	Low Risk
percentile rank			26	40	30	28												
# of funds in category			769	696	596	402									08-31-2021	10-08-2021	06-30-2021	
American Funds Europacific Growth R6	REGX	Foreign Large Growth	24.76	13.21	12.17	10.63		18.91	1.02	20.35				0.46		2	1-Low	Low Risk
percentile rank			21	37	40	35												
# of funds in category			439	383	322	225									08-31-2021	10-08-2021	06-30-2021	
Alternative																		
Vanguard Real Estate Index Admiral	VGSLX	Real Estate	33.51	12.01	7.54	11.54		18.88	0.94	25.40		-		0.12		3	1-Low	Medium Risk
percentile rank			47	40	46	31												
# of funds in category			247	232	200	148									08-31-2021	10-08-2021	06-30-2021	
Fixed Income																		
BlackRock Inflation Protected Bond Instl	BPRIX	Inflation-Protected Bond	5.51	7.58	4.38	2.96		4.24	1.03	4.63		-	-	0.44		-	-	-
percentile rank			41	15	23	34												
# of funds in category			206	202	176	125												
Baird Aggregate Bond Inst	BAGIX	Intermediate-Term Bond	-0.31	5.96	3.45	3.90		3.97	1.08	21.02			-	0.30		-	1-Low	-
percentile rank			45	15	12	7												
# of funds in category			411	378	333	249										-	10-08-2021	-

JOHN MICHAEL KOHLER ARTS CENTER

Screens Summary (Data as of 09-30-2021)

- Fund Removed from Approved List
 ! Fund on Watch List

Name	Ticker	Asset Class	Trailing Performance and Risk						Management Style				Expense		ESG Metrics			
			1 Yr	3 Yr	5 Yr	10 Yr	Pass/ Fail	Std Dev 3 Yr %	Beta 3 Yr %	Tenure	Pass/ Fail	Style Box	Pass/ Fail	Exp Ratio	Pass/ Fail	Sustain. Rating	Commit. Level	Carbon Risk
PIMCO Income I2	PONPX	Multisector Bond	6.89	5.55	5.23	6.99	✓	5.75	0.80	14.52	✓	—	—	0.72	✓	—	—	—
<i>percentile rank</i>			43	45	17	2												
<i># of funds in category</i>			337	275	241	131												
Federated Hermes Govt Ultrashort IS	FGUSX	Ultrashort Bond	0.08	1.39	1.32	0.82	✗	0.53	0.05	24.24	✓	—	—	0.26	✓	—	—	—
<i>percentile rank</i>			78	70	74	80												
<i># of funds in category</i>			241	213	169	88												






Target Date																			
Vanguard Target Retirement 2015 Inv	VTVX	Target Date	9.49	7.74	7.13	7.87	✓	7.38	0.83	8.61	✓	—	✓	0.12	✓	—	1-Low	—	
<i>percentile rank</i>			100	83	80	66													
<i># of funds in category</i>			117	111	77	45											10-08-2021	—	
Vanguard Target Retirement 2020 Inv	VTWNX	Target Date	13.37	9.00	8.60	9.11	✓	9.77	0.98	8.61	✓	—	✓	0.13	✓	—	1-Low	—	
<i>percentile rank</i>			57	45	33	31													
<i># of funds in category</i>			175	162	123	67											10-08-2021	—	
Vanguard Target Retirement 2025 Inv	VTTVX	Target Date	15.93	9.86	9.61	10.00	✓	11.51	1.03	8.61	✓	—	✓	0.13	✓	3	1-Low	Low Risk	
<i>percentile rank</i>			48	35	28	20											08-31-2021	10-08-2021	06-30-2021
<i># of funds in category</i>			224	206	165	91													
Vanguard Target Retirement 2030 Inv	VTHRX	Target Date	18.29	10.45	10.44	10.78	✓	12.87	1.00	8.61	✓	—	✓	0.14	✓	3	1-Low	Low Risk	
<i>percentile rank</i>			54	39	39	25											08-31-2021	10-08-2021	06-30-2021
<i># of funds in category</i>			225	205	165	87													
Vanguard Target Retirement 2035 Inv	VTHX	Target Date	20.60	11.01	11.24	11.54	✓	14.23	0.96	8.61	✓	—	✓	0.14	✓	3	1-Low	Low Risk	
<i>percentile rank</i>			70	43	41	30											08-31-2021	10-08-2021	06-30-2021
<i># of funds in category</i>			217	203	162	88													
Vanguard Target Retirement 2040 Inv	VFORX	Target Date	23.00	11.55	12.03	12.08	✓	15.60	0.95	8.61	✓	—	✓	0.14	✓	3	1-Low	Low Risk	
<i>percentile rank</i>			74	48	37	31											08-31-2021	10-08-2021	06-30-2021
<i># of funds in category</i>			219	205	165	87													
Vanguard Target Retirement 2045 Inv	VTIVX	Target Date	25.42	12.17	12.62	12.38	✓	16.85	0.97	8.61	✓	—	✓	0.15	✓	3	1-Low	Low Risk	
<i>percentile rank</i>			63	40	34	23											08-31-2021	10-08-2021	06-30-2021
<i># of funds in category</i>			217	203	162	87													
Vanguard Target Retirement 2050 Inv	VVIFX	Target Date	25.65	12.24	12.66	12.40	✓	16.87	0.95	8.61	✓	—	✓	0.15	✓	3	1-Low	Low Risk	
<i>percentile rank</i>			77	41	41	32											08-31-2021	10-08-2021	06-30-2021
<i># of funds in category</i>			219	205	165	79													
Vanguard Target Retirement 2055 Inv	VFFVX	Target Date	25.61	12.24	12.65	12.39	✓	16.87	0.95	8.61	✓	—	✓	0.15	✓	3	1-Low	Low Risk	
<i>percentile rank</i>			80	42	48	37											08-31-2021	10-08-2021	06-30-2021
<i># of funds in category</i>			217	203	159	66													
Vanguard Target Retirement 2060 Inv	VTTSX	Target Date	25.60	12.23	12.64	—	✓	16.86	1.46	8.61	✓	—	✓	0.15	✓	3	1-Low	Low Risk	
<i>percentile rank</i>			81	49	59	—											08-31-2021	10-08-2021	06-30-2021
<i># of funds in category</i>			211	188	125	—													
Vanguard Target Retirement 2065 Inv	VLXVX	Target Date	25.59	12.18	—	—	✗	16.88	1.46	4.22	✓	—	✓	0.15	✓	3	1-Low	Low Risk	
<i>percentile rank</i>			83	64	—	—											08-31-2021	10-08-2021	06-30-2021
<i># of funds in category</i>			120	17	—	—													
Vanguard Target Retirement Income Inv	VTINX	Target Date	8.48	7.53	6.22	6.08	✓	6.25	0.84	8.61	✓	—	✓	0.12	✓	—	1-Low	—	
<i>percentile rank</i>			60	34	43	38													
<i># of funds in category</i>			169	152	122	79											10-08-2021	—	

JOHN MICHAEL KOHLER ARTS CENTER

Screens Summary (Data as of 09-30-2021)

 Fund Removed from Approved List  Fund on Watch List

Name	Ticker	Asset Class	Trailing Performance and Risk				Management			Style	Expense		ESG Metrics				
			1 Yr	3 Yr	5 Yr	10 Yr	Pass/ Fail	Std Dev 3 Yr %	Beta 3 Yr %	Tenure	Pass/ Fail	Style Box	Pass/ Fail	Exp Ratio	Pass/ Fail	Sustain. Rating	Commit. Level
															Updated	Updated	Updated

Balanced																		
BlackRock Global Allocation Instl	MALOX	World Allocation	16.63	11.17	9.30	8.09		12.30	1.04	4.75				0.82		3	-	Low Risk
<i>percentile rank</i>			<i>62</i>	<i>3</i>	<i>13</i>	<i>31</i>												
<i># of funds in category</i>			<i>460</i>	<i>431</i>	<i>375</i>	<i>256</i>										08-31-2021	-	06-30-2021