





























































LAHSA RETIREMENT PLAN

Screens Summary (Data as of 09-30-2021)

 Fund Removed from Approved List
  Fund on Watch List

Name	Ticker	Asset Class	Trailing Performance and Risk							Management Style			Expense		ESG Metrics			
			1 Yr	3 Yr	5 Yr	10 Yr	Pass/ Fail	Std Dev 3 Yr %	Beta 3 Yr %	Tenure	Pass/ Fail	Style Box	Pass/ Fail	Exp Ratio	Pass/ Fail	Sustain. Rating	Commit. Level	Carbon Risk
																Updated	Updated	Updated
US Stock																		
T. Rowe Price Dividend Growth	PRDGX	Large Blend	26.56	15.35	15.31	15.70		16.64	0.86	21.52				0.63		4	-	Low Risk
percentile rank			80	43	57	46												
# of funds in category			1,391	1,267	1,112	819												
Vanguard 500 Index Admiral	VFIAX	Large Blend Index	29.98	15.96	16.86	16.60		18.82	1.00	5.43				0.04		3	1-Low	Low Risk
percentile rank			49	28	21	15												
# of funds in category			1,391	1,267	1,112	819												
Fidelity® Contrafund®	FCNTX	Large Growth	24.34	18.36	20.56	17.96		19.54	0.96	31.06				0.86		3	1-Low	Low Risk
percentile rank			69	62	49	52												
# of funds in category			1,240	1,138	1,033	766												
American Funds Washington Mutual R6	RWMGX	Large Value	28.35	12.45	14.21	14.57		17.28	0.90	24.27				0.27		2	1-Low	Low Risk
percentile rank			69	81	76	72												
# of funds in category			1,391	1,267	1,112	819												
Neuberger Berman Mid Cap Growth Inst	NBMLX	Mid-Cap Growth	31.22	18.88	19.66	16.27		22.27	0.99	18.68				0.70		4	-	Low Risk
percentile rank			51	40	33	57												
# of funds in category			586	551	497	388												
American Century Mid Cap Value I	AVUAX	Mid-Cap Value	34.32	8.77	9.63	13.50		20.96	0.88	17.51				0.78		3	-	Medium Risk
percentile rank			90	65	72	36												
# of funds in category			410	393	350	252												
 Carillon Eagle Small Cap Growth I	HSIIX	Small Growth	30.31	11.79	15.31	14.67		25.58	0.98	25.77				0.78		2	-	-
percentile rank			84	76	74	81												
# of funds in category			613	577	513	390												
Delaware Small Cap Value Instl	DEVIX	Small Value	61.74	7.74	10.26	12.56		27.79	1.01	24.43				0.89		3	-	-
percentile rank			51	56	48	51												
# of funds in category			434	406	383	290												
Non-US Stock																		
Vanguard Developed Markets Index Admiral	VTMGX	Foreign Large Blend Index	26.51	8.18	9.18	8.62		18.64	1.04	8.61				0.07		2	1-Low	Low Risk
percentile rank			26	40	30	28												
# of funds in category			769	696	596	402												
Invesco Oppenheimer International Gr Y	OIGYX	Foreign Large Growth	23.80	13.16	10.46	10.15		18.55	0.99	25.53				0.88		4	-	Low Risk
percentile rank			25	39	76	52												
# of funds in category			439	383	322	225												
Vanguard International Value Inv	VTRIX	Foreign Large Value	30.88	6.94	8.49	7.89		20.03	1.10	11.35				0.35		2	-	Medium Risk
percentile rank			41	12	4	13												
# of funds in category			349	319	271	181												
American Funds New Perspective R6	RNPGX	World Stock	29.71	18.83	18.28	15.77		19.24	1.04	20.84		-		0.42		2	2-Basic	Low Risk
percentile rank			20	27	29	21												
# of funds in category			342	298	254	159												

LAHSA RETIREMENT PLAN

Screens Summary (Data as of 09-30-2021)

- Fund Removed from Approved List
 ! Fund on Watch List

Name	Ticker	Asset Class	Trailing Performance and Risk				Management			Style		Expense		ESG Metrics				
			1 Yr	3 Yr	5 Yr	10 Yr	Pass/ Fail	Std Dev 3 Yr %	Beta 3 Yr %	Tenure	Pass/ Fail	Style Box	Pass/ Fail	Exp Ratio	Sustain. Rating	Commit. Level	Carbon Risk	
																<i>Undated</i>	<i>Undated</i>	<i>Undated</i>
Alternative																		
PIMCO Commodity Real Return Strat I2	PCRPX	Commodities Broad Basket	50.56	9.97	6.45	-1.61	✓	18.79	1.20	6.75	✓	—	—	0.92	✓	—	—	—
<i>percentile rank</i>			18	8	21	44												
<i># of funds in category</i>			113	108	85	52												
Vanguard Real Estate Index Admiral	VGSLX	Real Estate	33.51	12.01	7.54	11.54	✓	18.88	0.94	25.40	✓	—	✓	0.12	✓	3	1-Low	Medium Risk
<i>percentile rank</i>			47	40	46	31												
<i># of funds in category</i>			247	232	200	148									08-31-2021	10-08-2021	06-30-2021	
Fixed Income																		
Eaton Vance Income Fund of Boston I	EIBIX	High Yield Bond	10.99	6.19	5.62	6.68	✓	8.62	0.91	6.91	✓	—	—	0.75	✓	—	—	—
<i>percentile rank</i>			38	39	45	36												
<i># of funds in category</i>			680	633	555	361												
BlackRock Inflation Protected Bond Instl	BPRIX	Inflation-Protected Bond	5.51	7.58	4.38	2.96	✓	4.24	1.03	4.63	✓	—	—	0.44	✓	—	—	—
<i>percentile rank</i>			41	15	23	34												
<i># of funds in category</i>			206	202	176	125												
Baird Aggregate Bond Inst	BAGIX	Intermediate-Term Bond	-0.31	5.96	3.45	3.90	✓	3.97	1.08	21.02	✓	☒	—	0.30	✓	—	1-Low	—
<i>percentile rank</i>			45	15	12	7												
<i># of funds in category</i>			411	378	333	249										10-08-2021		
PIMCO Income I2	PONPX	Multisector Bond	6.89	5.55	5.23	6.99	✓	5.75	0.80	14.52	✓	—	—	0.72	✓	—	—	—
<i>percentile rank</i>			43	45	17	2												
<i># of funds in category</i>			337	275	241	131												
Federated Hermes Govt Ultrashort IS	FGUSX	Ultrashort Bond	0.08	1.39	1.32	0.82	✖	0.53	0.05	24.24	✓	—	—	0.26	✓	—	—	—
<i>percentile rank</i>			78	70	74	80												
<i># of funds in category</i>			241	213	169	88												
- Templeton Global Bond Adv	TGBAX	World Bond	-3.64	-2.03	0.83	1.90	✖	5.21	-0.39	19.76	✓	—	✓	0.67	✓	—	—	—
<i>percentile rank</i>			96	94	91	90												
<i># of funds in category</i>			348	307	280	120												
Balanced																		
BlackRock Global Allocation Instl	MALOX	World Allocation	16.63	11.17	9.30	8.09	✓	12.30	1.04	4.75	✓	☒	✓	0.82	✓	3	—	Low Risk
<i>percentile rank</i>			62	3	13	31												
<i># of funds in category</i>			460	431	375	256									08-31-2021		06-30-2021	