

# CROSS COUNTY CONNECTION TMA INC

## Screens Summary (Data as of 09-30-2022)

🚫 Fund Removed from Approved List    ⚠️ Fund on Watch List

Name	Ticker	Asset Class	Trailing Performance and Risk				Management			Style		Expense		ESG Metrics				
			1 Yr	3 Yr	5 Yr	10 Yr	Pass/ Fail	Std Dev 3 Yr %	Beta 3 Yr %	Tenure	Pass/ Fail	Style Box	Pass/ Fail	Exp Ratio	Pass/ Fail	Sustain. Rating <i>Updated</i>	Commit. Level <i>Updated</i>	Carbon Risk <i>Updated</i>
<b>US Stock</b>																		
DFA US Core Equity 1 I	DFOFX	Large Blend	-14.72	8.04	8.19	11.25	✓	21.30	1.04	10.59	✓	🇺🇸	✓	0.14	✓	2	–	Low Risk
<i>percentile rank</i>			35	26	52	33												
<i># of funds in category</i>			1,376	1,250	1,131	828									08-31-2022	–	06-30-2022	
Vanguard 500 Index Admiral	VFIAX	Large Blend Index	-15.51	8.12	9.20	11.66	✓	20.30	1.00	6.43	✓	🇺🇸	✓	0.04	✓	3	1-Low	Low Risk
<i>percentile rank</i>			42	23	20	13												
<i># of funds in category</i>			1,376	1,250	1,131	828									08-31-2022	02-15-2022	06-30-2022	
JPMorgan Large Cap Growth R6	JLGMX	Large Growth	-21.86	13.74	15.24	14.82	✓	23.26	0.98	18.17	✓	🇺🇸	✓	0.44	✓	3	2-Basic	Low Risk
<i>percentile rank</i>			30	2	1	3												
<i># of funds in category</i>			1,256	1,146	1,067	795									08-31-2022	04-07-2022	06-30-2022	
Vanguard Value Index Adm	VVIAX	Large Value	-6.64	6.15	7.06	10.48	✓	19.12	0.93	27.77	✓	🇺🇸	✓	0.05	✓	2	1-Low	Medium Risk
<i>percentile rank</i>			24	33	26	12												
<i># of funds in category</i>			1,220	1,158	1,099	804									08-31-2022	02-15-2022	06-30-2022	
Vanguard Mid-Cap Growth Index Admiral	VMGMX	Mid-Cap Growth	-27.45	5.44	7.68	10.52	✓	24.28	1.00	9.61	✓	🇺🇸	✓	0.07	✓	4	1-Low	Low Risk
<i>percentile rank</i>			42	43	44	40												
<i># of funds in category</i>			585	535	494	382									08-31-2022	02-15-2022	06-30-2022	
Vanguard Mid-Cap Value Index Admiral	VMVAX	Mid-Cap Value	-11.10	4.86	5.23	10.10	✓	22.98	0.96	16.13	✓	🇺🇸	✓	0.07	✓	4	1-Low	Medium Risk
<i>percentile rank</i>			51	54	35	12												
<i># of funds in category</i>			407	393	366	272									08-31-2022	02-15-2022	06-30-2022	
Vanguard Small Cap Growth Index Admiral	VSGAX	Small Growth	-30.09	2.81	5.65	9.15	✓	25.27	0.96	17.76	✓	🇺🇸	✖️	0.07	✓	4	1-Low	Low Risk
<i>percentile rank</i>			58	77	59	62												
<i># of funds in category</i>			620	585	542	409									08-31-2022	02-15-2022	06-30-2022	
Vanguard Small Cap Value Index Admiral	VSIAX	Small Value	-13.56	5.69	4.42	9.46	✓	25.64	0.96	6.43	✓	🇺🇸	✓	0.07	✓	4	1-Low	Medium Risk
<i>percentile rank</i>			41	47	27	13												
<i># of funds in category</i>			473	445	419	318									08-31-2022	02-15-2022	06-30-2022	
<b>Non-US Stock</b>																		
Vanguard Emerging Mkts Stock Idx Adm	VEMAX	Diversified Emerging Mkts	-24.33	-0.56	-0.71	1.42	✓	18.60	0.96	14.10	✓	🇺🇸	✓	0.14	✓	2	1-Low	Medium Risk
<i>percentile rank</i>			25	30	30	37												
<i># of funds in category</i>			808	726	644	373									08-31-2022	02-15-2022	06-30-2022	
Vanguard Developed Markets Index Admiral	VTMGX	Foreign Large Blend Index	-25.53	-1.26	-0.63	4.04	✓	19.95	1.06	9.61	✓	🇺🇸	✓	0.07	✓	2	1-Low	Low Risk
<i>percentile rank</i>			48	35	36	20												
<i># of funds in category</i>			755	706	617	425									08-31-2022	02-15-2022	06-30-2022	
Vanguard International Growth Adm	VWILX	Foreign Large Growth	-40.24	3.65	3.12	7.27	✓	23.42	1.04	12.76	✓	🇺🇸	✓	0.32	✓	3	–	Low Risk
<i>percentile rank</i>			89	5	10	4												
<i># of funds in category</i>			449	390	350	227									08-31-2022	–	06-30-2022	
Vanguard International Value Inv	VTRIAX	Foreign Large Value	-22.20	-0.78	-0.62	3.62	✓	20.65	1.04	12.35	✓	🇺🇸	✓	0.36	✓	2	–	Medium Risk
<i>percentile rank</i>			59	31	14	16												
<i># of funds in category</i>			343	316	294	177									08-31-2022	–	06-30-2022	
Vanguard Total World Stock Index Admiral	VTWAX	Global Stock	-20.81	3.83	–	–	✓	19.72	1.01	9.61	✓	–	✓	0.10	✓	2	1-Low	Low Risk
<i>percentile rank</i>			60	36	–	–												
<i># of funds in category</i>			347	306	273	169									08-31-2022	02-15-2022	06-30-2022	

# CROSS COUNTY CONNECTION TMA INC

## Screens Summary (Data as of 09-30-2022)

🔴 Fund Removed from Approved List    🟡 Fund on Watch List





Name	Ticker	Asset Class	Trailing Performance and Risk				Management			Style			Expense		ESG Metrics			
			1 Yr	3 Yr	5 Yr	10 Yr	Pass/ Fail	Std Dev 3 Yr %	Beta 3 Yr %	Tenure	Pass/ Fail	Style Box	Pass/ Fail	Exp Ratio	Pass/ Fail	Sustain. Rating	Commit. Level	Carbon Risk
<b>Alternative</b>																		
PIMCO Commodity Real Ret Strat Instl	PCRIX	Commodities Broad Basket	4.81	14.52	7.60	-2.37	✔	22.45	1.17	3.92	✔	—	—	0.76	✔	3	—	—
<i>percentile rank</i>			95	36	38	71												
<i># of funds in category</i>			115	109	92	66									08-31-2022	—	—	
Vanguard Real Estate Index Admiral	VGSLX	Real Estate	-18.71	-1.59	3.09	6.24	✔	22.30	0.96	26.40	✔	—	✔	0.12	✔	3	1-Low	Low Risk
<i>percentile rank</i>			70	52	54	35												
<i># of funds in category</i>			256	237	209	152									08-31-2022	02-15-2022	06-30-2022	
<b>Fixed Income</b>																		
Loomis Sayles Core Plus Bond N	NERNX	Core Plus Bond	-14.94	-2.22	0.36	—	✔	5.90	1.06	25.76	✔	—	—	0.38	✔	3	1-Low	—
<i>percentile rank</i>			42	24	20	—												
<i># of funds in category</i>			611	569	509	364									08-31-2022	02-15-2022	—	
AB Global Bond Z	ANAZX	Global Bond	-12.99	-3.21	-0.28	—	✔	5.95	0.92	17.09	✔	—	—	0.50	✔	3	—	—
<i>percentile rank</i>			34	35	59	—												
<i># of funds in category</i>			131	112	95	58									08-31-2022	—	—	
Vanguard High-Yield Corporate Adm	VWEAX	High Yield Bond	-12.74	-0.90	1.36	3.57	✔	10.06	0.89	14.64	✔	—	—	0.13	✔	—	—	—
<i>percentile rank</i>			35	53	36	26												
<i># of funds in category</i>			685	637	582	403									—	—	—	
Vanguard Inflation-Protected Secs Adm	VAIPX	Inflation-Protected Bond	-11.53	0.69	1.84	0.89	✔	6.68	0.97	0.89	✖	—	—	0.10	✔	3	—	—
<i>percentile rank</i>			47	51	49	38												
<i># of funds in category</i>			210	199	190	128									08-31-2022	—	—	
Baird Aggregate Bond Inst	BAGIX	Intermediate-Term Bond	-15.26	-3.07	-0.09	1.36	✔	5.71	1.04	22.02	✔	☒	—	0.30	✔	3	1-Low	—
<i>percentile rank</i>			64	33	24	10												
<i># of funds in category</i>			448	404	366	272									08-31-2022	02-15-2022	—	
Lincoln Stable Value Account -LNGPA		Stable Value	—	—	—	—	—	—	—	39.44	✔	—	—	—	—	—	—	—
<i>percentile rank</i>			—	—	—	—												
<i># of funds in category</i>			40	—	—	—									—	—	—	
Federated Hermes Govt Ultrashort R6	FGULX	Ultrashort Bond	-0.38	0.50	1.08	—	✔	0.56	0.07	25.24	✔	—	—	0.24	✔	—	—	—
<i>percentile rank</i>			30	46	61	—												
<i># of funds in category</i>			237	216	178	99									—	—	—	
<b>Balanced</b>																		
Vanguard LifeStrategy Cnsvr Gr Inv	VSCGX	Target Risk	-16.75	-0.25	2.05	4.07	✔	9.85	1.00	0.59	✖	—	✔	0.12	✔	3	1-Low	—
<i>percentile rank</i>			83	62	38	30												
<i># of funds in category</i>			465	429	401	290									08-31-2022	02-15-2022	—	
Vanguard LifeStrategy Growth Inv	VASGX	Target Risk	-19.55	2.69	3.95	6.93	✔	16.32	1.01	0.59	✖	—	✔	0.14	✔	3	1-Low	Low Risk
<i>percentile rank</i>			73	55	43	34												
<i># of funds in category</i>			332	309	286	226									08-31-2022	02-15-2022	06-30-2022	
Vanguard LifeStrategy Income Inv	VASIX	Target Risk	-15.38	-1.88	0.95	2.53	✔	6.98	0.98	0.59	✖	—	✔	0.11	✔	3	1-Low	—
<i>percentile rank</i>			75	85	60	42												
<i># of funds in category</i>			143	132	128	89									08-31-2022	02-15-2022	—	

**CROSS COUNTY CONNECTION TMA INC**

## Screens Summary (Data as of 09-30-2022)

 Fund Removed from Approved List

 Fund on Watch List

Name	Ticker	Asset Class	Trailing Performance and Risk				Management			Style		Expense		ESG Metrics				
			1 Yr	3 Yr	5 Yr	10 Yr	Pass/ Fail	Std Dev 3 Yr %	Beta 3 Yr %	Tenure	Pass/ Fail	Style Box	Pass/ Fail	Exp Ratio	Pass/ Fail	Sustain. Rating	Commit. Level	Carbon Risk
															Updated	Updated	Updated	
Vanguard LifeStrategy Moderate Gr Inv	VSMGX	Target Risk	-18.16	1.24	3.02	5.52		13.03	0.98	0.59		—		0.13		3	1-Low	Low Risk
<i>percentile rank</i>			<i>82</i>	<i>77</i>	<i>62</i>	<i>54</i>												
<i># of funds in category</i>			<i>766</i>	<i>708</i>	<i>658</i>	<i>487</i>												
															08-31-2022	02-15-2022	06-30-2022	